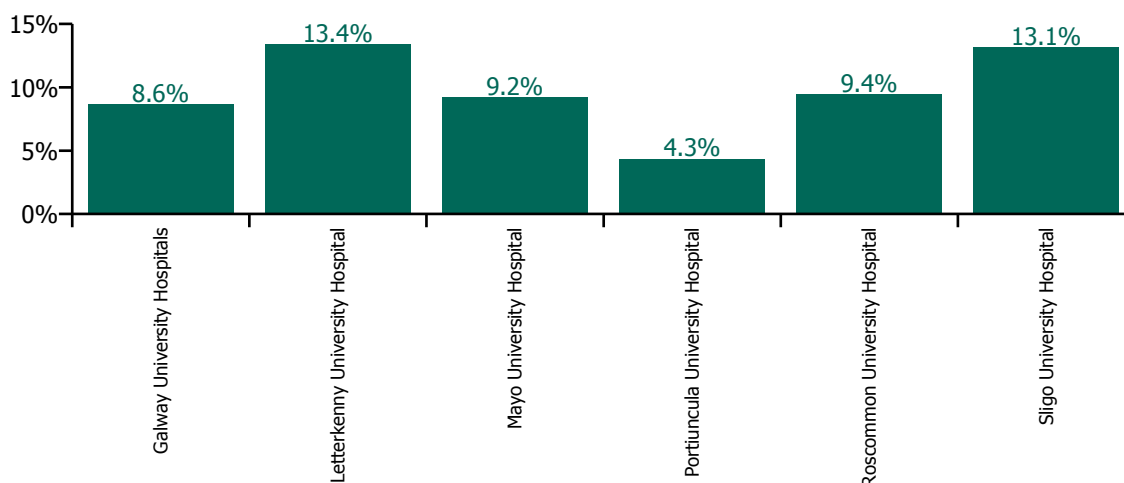


## March 2022

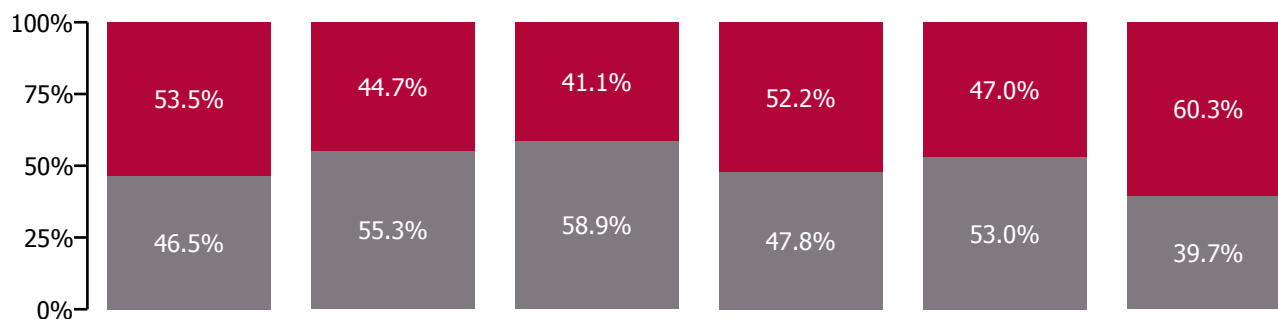
| Health Service Absence Rate - by Staff Category: Mar 2022 | Certified absence | Self-certified absence | Non Covid-19 absence | Covid-19 absence | Total absence rate | % Non Covid-19 absence | % Covid-19 absence |
|---|-------------------|------------------------|----------------------|------------------|--------------------|------------------------|--------------------|
| <b>Saolta University Hospital Care Group</b>              | <b>4.0%</b>       | <b>0.9%</b>            | <b>4.9%</b>          | <b>5.1%</b>      | <b>10.0%</b>       | <b>48.8%</b>           | <b>51.2%</b>       |
| Medical & Dental  | 0.6%              | 0.2%                   | 0.9%                 | 1.6%             | 2.5%               | 34.8%                  | 65.2%              |
| Nursing & Midwifery                                       | 4.8%              | 1.4%                   | 6.2%                 | 6.0%             | 12.2%              | 51.0%                  | 49.0%              |
| Health & Social Care Professionals                        | 3.3%              | 0.7%                   | 3.9%                 | 6.5%             | 10.5%              | 37.7%                  | 62.3%              |
| Management & Administrative                               | 4.0%              | 0.6%                   | 4.6%                 | 5.1%             | 9.7%               | 47.3%                  | 52.7%              |
| General Support   | 5.1%              | 0.7%                   | 5.7%                 | 5.2%             | 11.0%              | 52.2%                  | 47.8%              |
| Patient & Client Care                                     | 5.8%              | 0.9%                   | 6.8%                 | 5.6%             | 12.4%              | 54.5%                  | 45.5%              |

| Health Service Absence Rate - by Hospital: Mar 2022 | Certified absence | Self-certified absence | Non Covid-19 absence | Covid-19 absence | Total absence rate | % Non Covid-19 absence | % Covid-19 absence |
|---|-------------------|------------------------|----------------------|------------------|--------------------|------------------------|--------------------|
| <b>Saolta University Hospital Care Group</b>        | <b>4.0%</b>       | <b>0.9%</b>            | <b>4.9%</b>          | <b>5.1%</b>      | <b>10.0%</b>       | <b>48.8%</b>           | <b>51.2%</b>       |
| Galway University Hospitals                         | 3.0%              | 1.0%                   | 4.0%                 | 4.6%             | 8.6%               | 46.5%                  | 53.5%              |
| Letterkenny University Hospital                     | 6.7%              | 0.7%                   | 7.4%                 | 6.0%             | 13.4%              | 55.3%                  | 44.7%              |
| Mayo University Hospital                            | 4.3%              | 1.1%                   | 5.4%                 | 3.8%             | 9.2%               | 58.9%                  | 41.1%              |
| Portiuncula University Hospital                     | 0.8%              | 1.3%                   | 2.1%                 | 2.3%             | 4.3%               | 47.8%                  | 52.2%              |
| Roscommon University Hospital                       | 3.5%              | 1.5%                   | 5.0%                 | 4.4%             | 9.4%               | 53.0%                  | 47.0%              |
| Sligo University Hospital                           | 4.8%              | 0.4%                   | 5.2%                 | 7.9%             | 13.1%              | 39.7%                  | 60.3%              |

Total absence rate

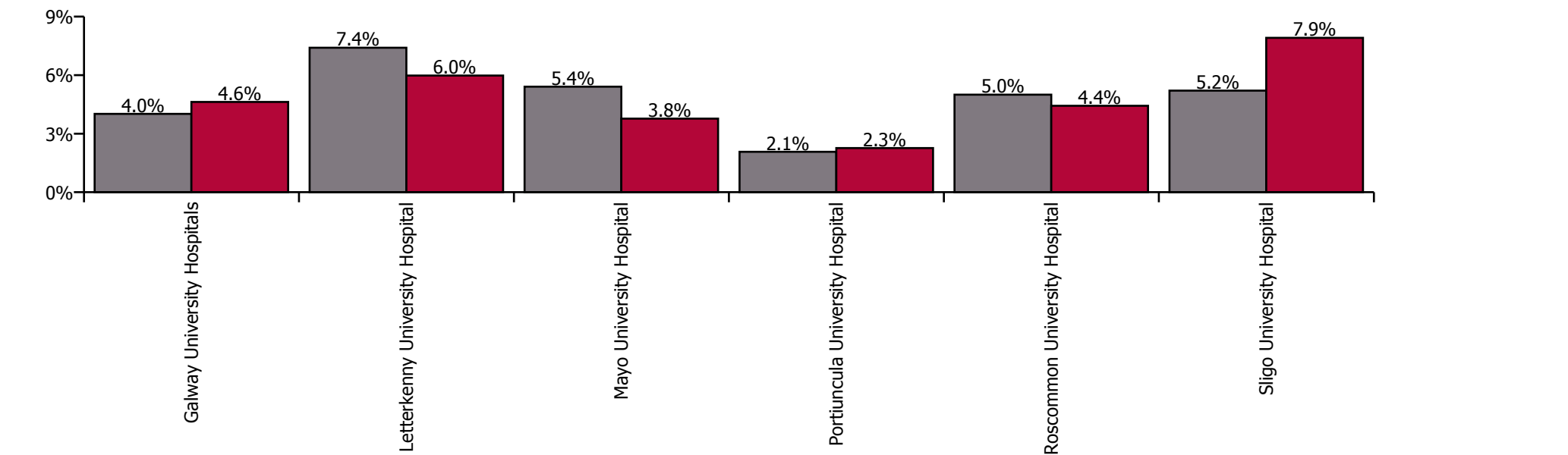


% of Absence Non Covid-19 / Covid-19



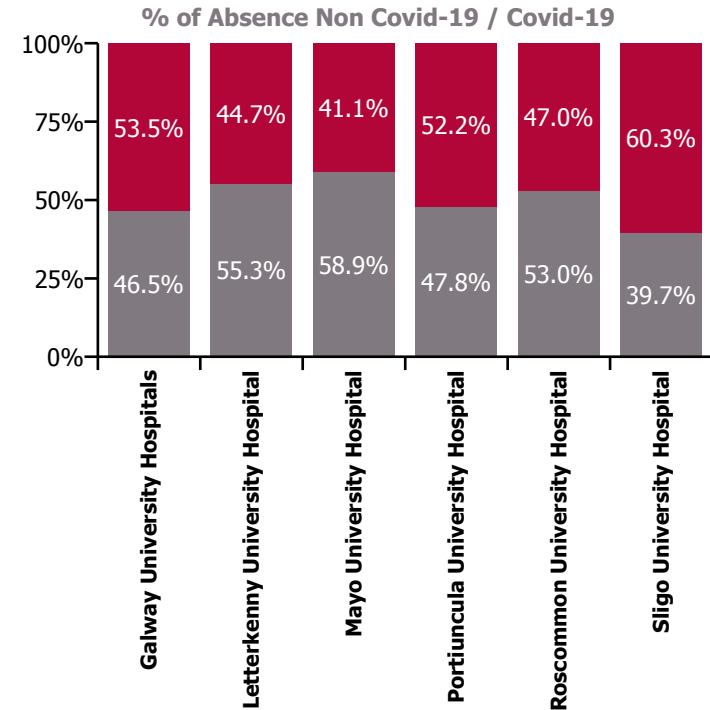
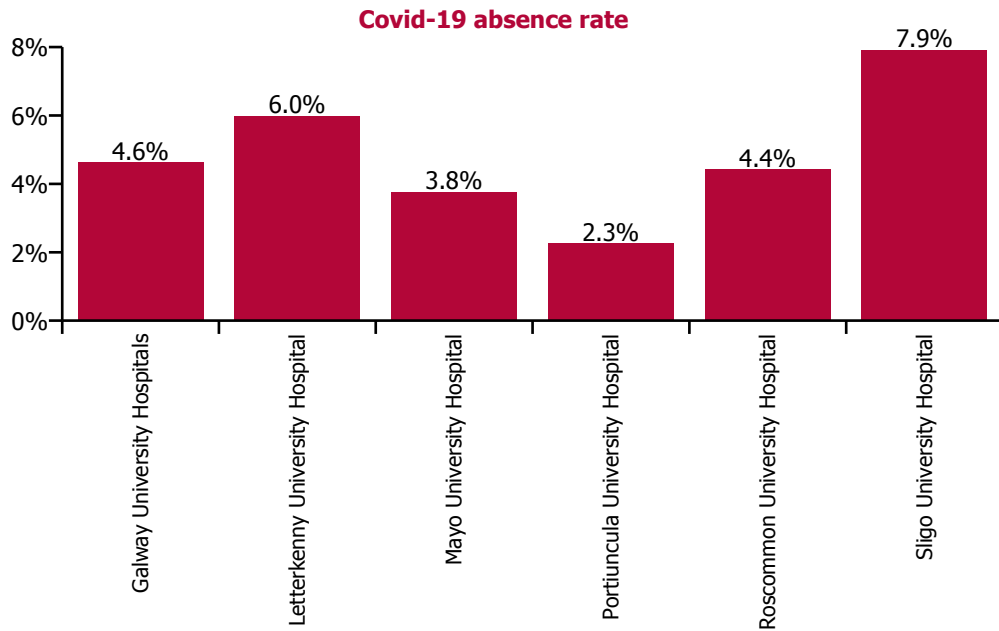
March 2022

| Health Service Absence Rate by Hospital: Mar 2022 | Medical & Dental | Nursing & Midwifery | Health & Social Care Professionals | Management & Administrative | General Support | Patient & Client Care | Certified absence | Self-certified absence | Non Covid-19 absence | Covid-19 absence | Total absence rate |
|---|------------------|---------------------|------------------------------------|-----------------------------|-----------------|-----------------------|-------------------|------------------------|----------------------|------------------|--------------------|
| Saolta University Hospital Care Group             | 2.5%             | 12.2%               | 10.5%                              | 9.7%                        | 11.0%           | 12.4%                 | 4.0%              | 0.9%                   | 4.9%                 | 5.1%             | 10.0%              |
| Galway University Hospitals                       | 0.8%             | 11.4%               | 10.9%                              | 8.9%                        | 7.9%            | 10.0%                 | 3.0%              | 1.0%                   | 4.0%                 | 4.6%             | 8.6%               |
| Letterkenny University Hospital                   | 3.8%             | 14.8%               | 13.4%                              | 12.3%                       | 15.4%           | 17.4%                 | 6.7%              | 0.7%                   | 7.4%                 | 6.0%             | 13.4%              |
| Mayo University Hospital                          | 4.5%             | 11.1%               | 7.2%                               | 10.0%                       | 8.7%            | 9.8%                  | 4.3%              | 1.1%                   | 5.4%                 | 3.8%             | 9.2%               |
| Portiuncula University Hospital                   | 0.0%             | 6.9%                | 2.4%                               | 4.4%                        | 1.8%            | 4.9%                  | 0.8%              | 1.3%                   | 2.1%                 | 2.3%             | 4.3%               |
| Roscommon University Hospital                     | 5.0%             | 10.5%               | 8.9%                               | 3.7%                        | 13.7%           | 12.1%                 | 3.5%              | 1.5%                   | 5.0%                 | 4.4%             | 9.4%               |
| Sligo University Hospital                         | 5.4%             | 15.3%               | 13.8%                              | 13.4%                       | 12.1%           | 16.4%                 | 4.8%              | 0.4%                   | 5.2%                 | 7.9%             | 13.1%              |



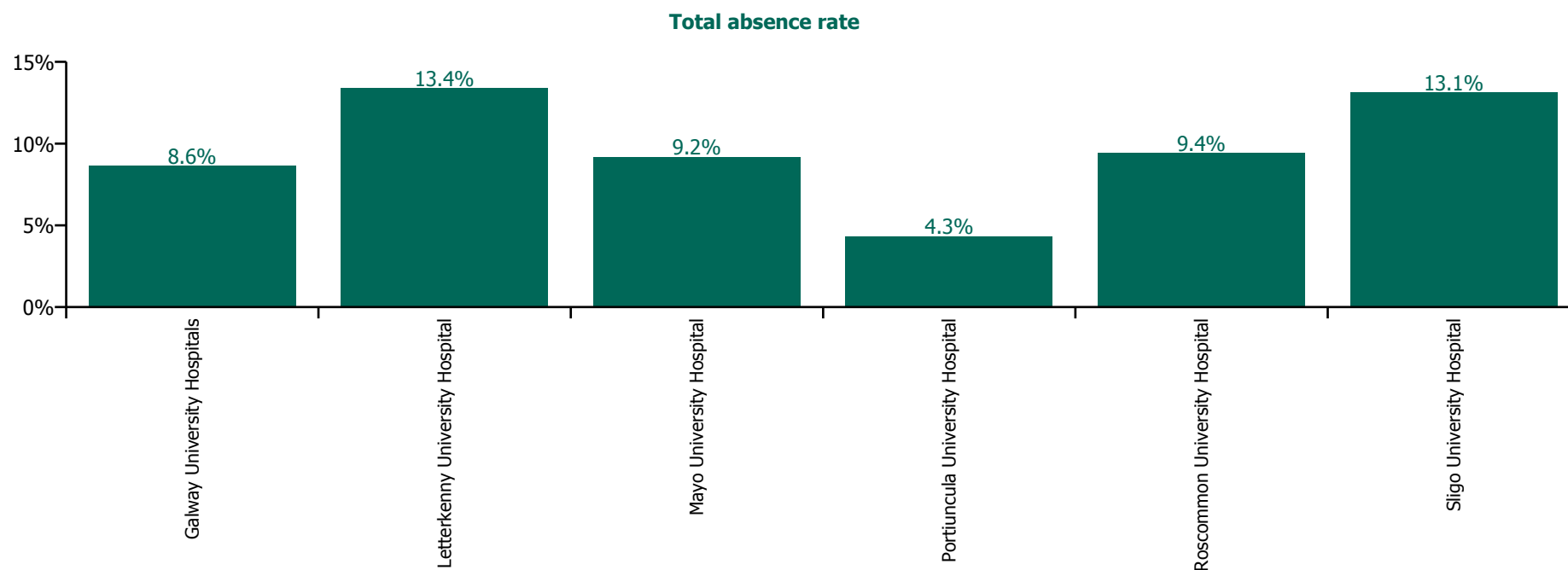
## March 2022

| Health Service Covid-19 Absence Rate - by Staff Category & Hospital: Mar 2022 | Medical & Dental | Nursing & Midwifery | Health & Social Care Professionals | Management & Administrative | General Support | Patient & Client Care | Covid-19 absence | Non Covid-19 absence | Total absence rate |
|---|------------------|---------------------|------------------------------------|-----------------------------|-----------------|-----------------------|------------------|----------------------|--------------------|
| <b>Saolta University Hospital Care Group</b>                                  | <b>1.6%</b>      | <b>6.0%</b>         | <b>6.5%</b>                        | <b>9.7%</b>                 | <b>5.2%</b>     | <b>5.6%</b>           | <b>5.1%</b>      | <b>4.9%</b>          | <b>10.0%</b>       |
| Galway University Hospitals   | 0.4%             | 5.9%                | 6.8%                               | 8.9%                        | 4.2%            | 4.4%                  | 4.6%             | 4.0%                 | 8.6%               |
| Letterkenny University Hospital   | 2.6%             | 7.0%                | 6.2%                               | 12.3%                       | 6.9%            | 5.3%                  | 6.0%             | 7.4%                 | 13.4%              |
| Mayo University Hospital  | 2.9%             | 2.8%                | 5.0%                               | 10.0%                       | 3.9%            | 5.6%                  | 3.8%             | 5.4%                 | 9.2%               |
| Portiuncula University Hospital   | 0.0%             | 3.5%                | 2.3%                               | 4.4%                        | 1.3%            | 2.6%                  | 2.3%             | 2.1%                 | 4.3%               |
| Roscommon University Hospital   | 4.7%             | 4.8%                | 6.7%                               | 3.7%                        | 4.3%            | 7.4%                  | 4.4%             | 5.0%                 | 9.4%               |
| Sligo University Hospital   | 3.5%             | 9.1%                | 9.5%                               | 13.4%                       | 6.6%            | 9.3%                  | 7.9%             | 5.2%                 | 13.1%              |



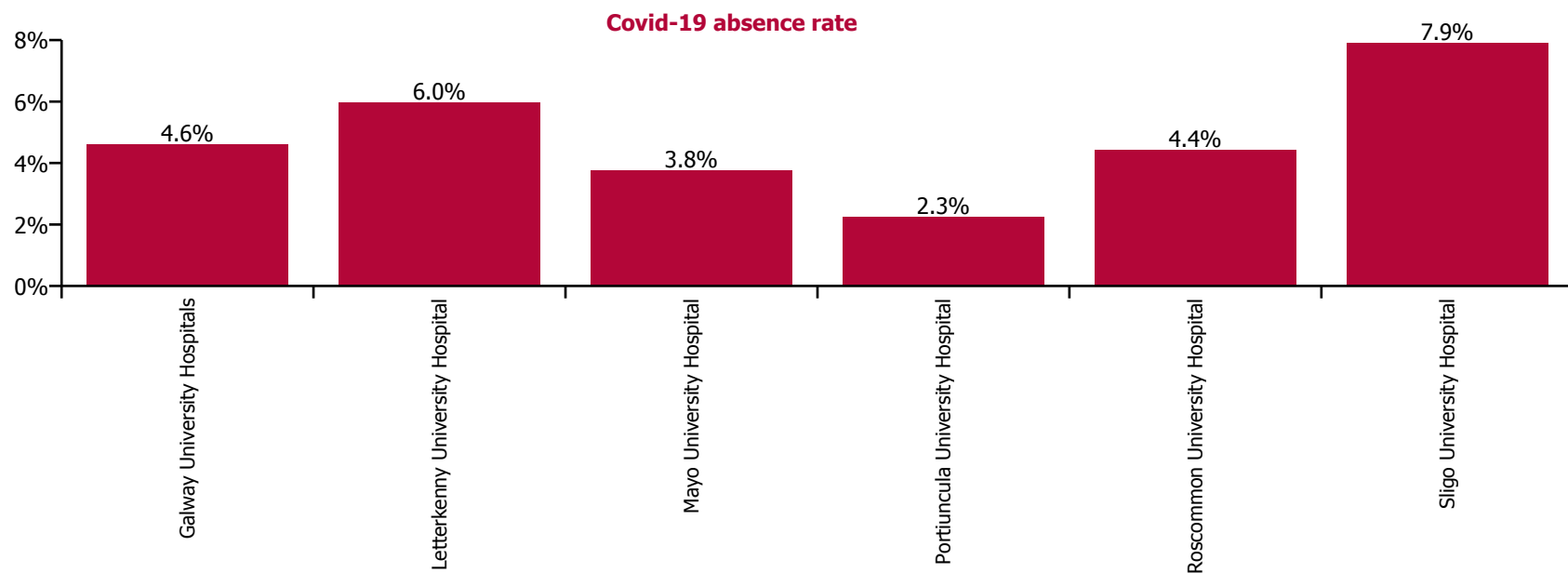
## March 2022

| Health Service Absence Rate - by Ho[pital & Staff Category: Mar 2022 | Medical & Dental | Nursing & Midwifery | Health & Social Care Professionals | Management & Administrative | General Support | Patient & Client Care | Certified absence | Self-certified absence | Non Covid-19 absence | Covid-19 absence | Total absence rate |
|--|------------------|---------------------|------------------------------------|-----------------------------|-----------------|-----------------------|-------------------|------------------------|----------------------|------------------|--------------------|
| <b>Saolta University Hospital Care Group</b>                         | <b>2.5%</b>      | <b>12.2%</b>        | <b>10.5%</b>                       | <b>9.7%</b>                 | <b>11.0%</b>    | <b>12.4%</b>          | <b>4.0%</b>       | <b>0.9%</b>            | <b>4.9%</b>          | <b>5.1%</b>      | <b>10.0%</b>       |
| Galway University Hospitals  | 0.8%             | 11.4%               | 10.9%                              | 8.9%                        | 7.9%            | 10.0%                 | 3.0%              | 1.0%                   | 4.0%                 | 4.6%             | 8.6%               |
| Letterkenny University Hospital                                      | 3.8%             | 14.8%               | 13.4%                              | 12.3%                       | 15.4%           | 17.4%                 | 6.7%              | 0.7%                   | 7.4%                 | 6.0%             | 13.4%              |
| Mayo University Hospital   | 4.5%             | 11.1%               | 7.2%                               | 10.0%                       | 8.7%            | 9.8%                  | 4.3%              | 1.1%                   | 5.4%                 | 3.8%             | 9.2%               |
| Portiuncula University Hospital                                      | 0.0%             | 6.9%                | 2.4%                               | 4.4%                        | 1.8%            | 4.9%                  | 0.8%              | 1.3%                   | 2.1%                 | 2.3%             | 4.3%               |
| Roscommon University Hospital  | 5.0%             | 10.5%               | 8.9%                               | 3.7%                        | 13.7%           | 12.1%                 | 3.5%              | 1.5%                   | 5.0%                 | 4.4%             | 9.4%               |
| Sligo University Hospital  | 5.4%             | 15.3%               | 13.8%                              | 13.4%                       | 12.1%           | 16.4%                 | 4.8%              | 0.4%                   | 5.2%                 | 7.9%             | 13.1%              |



## March 2022

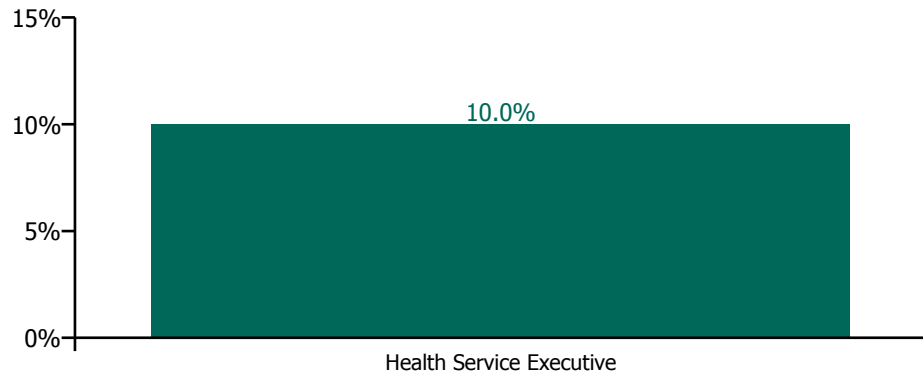
| Health Service Covid-19 Absence Rate - by Staff Category & Hospital: Mar 2022 | Medical & Dental | Nursing & Midwifery | Health & Social Care Professionals | Management & Administrative | General Support | Patient & Client Care | Covid-19 absence | Non Covid-19 absence | Total absence rate |
|---|------------------|---------------------|------------------------------------|-----------------------------|-----------------|-----------------------|------------------|----------------------|--------------------|
| <b>Saolta University Hospital Care Group</b>                                  | <b>1.6%</b>      | <b>6.0%</b>         | <b>6.5%</b>                        | <b>9.7%</b>                 | <b>5.2%</b>     | <b>5.6%</b>           | <b>5.1%</b>      | <b>4.9%</b>          | <b>10.0%</b>       |
| Galway University Hospitals   | 0.4%             | 5.9%                | 6.8%                               | 8.9%                        | 4.2%            | 4.4%                  | 4.6%             | 4.0%                 | 8.6%               |
| Letterkenny University Hospital   | 2.6%             | 7.0%                | 6.2%                               | 12.3%                       | 6.9%            | 5.3%                  | 6.0%             | 7.4%                 | 13.4%              |
| Mayo University Hospital  | 2.9%             | 2.8%                | 5.0%                               | 10.0%                       | 3.9%            | 5.6%                  | 3.8%             | 5.4%                 | 9.2%               |
| Portiuncula University Hospital   | 0.0%             | 3.5%                | 2.3%                               | 4.4%                        | 1.3%            | 2.6%                  | 2.3%             | 2.1%                 | 4.3%               |
| Roscommon University Hospital   | 4.7%             | 4.8%                | 6.7%                               | 3.7%                        | 4.3%            | 7.4%                  | 4.4%             | 5.0%                 | 9.4%               |
| Sligo University Hospital   | 3.5%             | 9.1%                | 9.5%                               | 13.4%                       | 6.6%            | 9.3%                  | 7.9%             | 5.2%                 | 13.1%              |



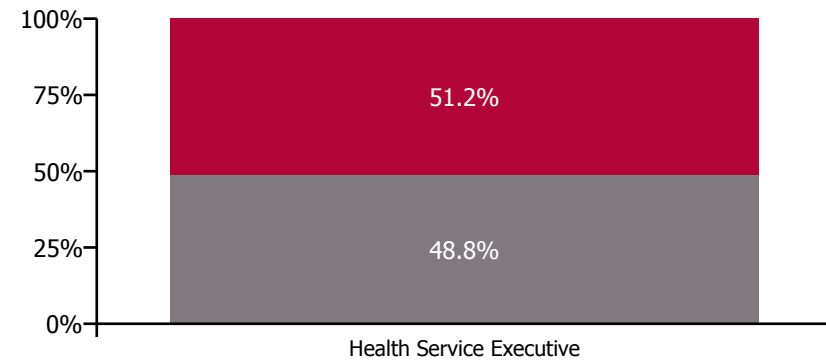
## March 2022

| Health Service Absence Rate - by Admin & Hospital: Mar 2022 | Medical & Dental | Nursing & Midwifery | Health & Social Care Professionals | Management & Administrative | General Support | Patient & Client Care | Certified absence | Self-certified absence | Non Covid-19 absence | Covid-19 absence | Total absence rate |
|---|------------------|---------------------|------------------------------------|-----------------------------|-----------------|-----------------------|-------------------|------------------------|----------------------|------------------|--------------------|
| <b>Saolta University Hospital Care Group</b>                | <b>2.5%</b>      | <b>12.2%</b>        | <b>10.5%</b>                       | <b>9.7%</b>                 | <b>11.0%</b>    | <b>12.4%</b>          | <b>4.0%</b>       | <b>0.9%</b>            | <b>4.9%</b>          | <b>5.1%</b>      | <b>10.0%</b>       |
| Health Service Executive                                    | 2.5%             | 12.2%               | 10.5%                              | 9.7%                        | 11.0%           | 12.4%                 | 4.0%              | 0.9%                   | 4.9%                 | 5.1%             | 10.0%              |
| Galway University Hospitals                                 | 0.8%             | 11.4%               | 10.9%                              | 8.9%                        | 7.9%            | 10.0%                 | 3.0%              | 1.0%                   | 4.0%                 | 4.6%             | 8.6%               |
| Letterkenny University Hospital                             | 3.8%             | 14.8%               | 13.4%                              | 12.3%                       | 15.4%           | 17.4%                 | 6.7%              | 0.7%                   | 7.4%                 | 6.0%             | 13.4%              |
| Mayo University Hospital                                    | 4.5%             | 11.1%               | 7.2%                               | 10.0%                       | 8.7%            | 9.8%                  | 4.3%              | 1.1%                   | 5.4%                 | 3.8%             | 9.2%               |
| Portiuncula University Hospital                             | 0.0%             | 6.9%                | 2.4%                               | 4.4%                        | 1.8%            | 4.9%                  | 0.8%              | 1.3%                   | 2.1%                 | 2.3%             | 4.3%               |
| Roscommon University Hospital                               | 5.0%             | 10.5%               | 8.9%                               | 3.7%                        | 13.7%           | 12.1%                 | 3.5%              | 1.5%                   | 5.0%                 | 4.4%             | 9.4%               |
| Sligo University Hospital                                   | 5.4%             | 15.3%               | 13.8%                              | 13.4%                       | 12.1%           | 16.4%                 | 4.8%              | 0.4%                   | 5.2%                 | 7.9%             | 13.1%              |

**Total absence rate**



**Non Covid-19 & Covid-19 Absence**



## March 2022

| Galway University Hospitals absence by Staff Category | Certified absence | Self-certified absence | Non Covid-19 absence | Covid-19 absence | Total absence rate | % Non Covid-19 absence | % Covid-19 absence |
|---|-------------------|------------------------|----------------------|------------------|--------------------|------------------------|--------------------|
| <b>Galway University Hospitals</b>                    | <b>3.0%</b>       | <b>1.0%</b>            | <b>4.0%</b>          | <b>4.6%</b>      | <b>8.6%</b>        | <b>46.5%</b>           | <b>53.5%</b>       |
| Medical & Dental                                      | 0.3%              | 0.1%                   | 0.3%                 | 0.4%             | 0.8%               | 44.7%                  | 55.3%              |
| Nursing & Midwifery                                   | 3.9%              | 1.6%                   | 5.5%                 | 5.9%             | 11.4%              | 48.0%                  | 52.0%              |
| Health & Social Care Professionals                    | 3.1%              | 1.0%                   | 4.1%                 | 6.8%             | 10.9%              | 37.5%                  | 62.5%              |
| Management & Administrative                           | 3.3%              | 0.8%                   | 4.1%                 | 4.8%             | 8.9%               | 46.1%                  | 53.9%              |
| General Support                                       | 2.8%              | 0.8%                   | 3.7%                 | 4.2%             | 7.9%               | 46.5%                  | 53.5%              |
| Patient & Client Care                                 | 4.4%              | 1.2%                   | 5.6%                 | 4.4%             | 10.0%              | 55.7%                  | 44.3%              |

## March 2022

| Letterkenny University Hospital absence by Staff Category | Certified absence | Self-certified absence | Non Covid-19 absence | Covid-19 absence | Total absence rate | % Non Covid-19 absence | % Covid-19 absence |
|---|-------------------|------------------------|----------------------|------------------|--------------------|------------------------|--------------------|
| <b>Letterkenny University Hospital</b>                    | <b>6.7%</b>       | <b>0.7%</b>            | <b>7.4%</b>          | <b>6.0%</b>      | <b>13.4%</b>       | <b>55.3%</b>           | <b>44.7%</b>       |
| Medical & Dental  | 0.8%              | 0.4%                   | 1.2%                 | 2.6%             | 3.8%               | 32.4%                  | 67.6%              |
| Nursing & Midwifery                                       | 6.9%              | 0.9%                   | 7.8%                 | 7.0%             | 14.8%              | 52.9%                  | 47.1%              |
| Health & Social Care Professionals                        | 6.8%              | 0.4%                   | 7.2%                 | 6.2%             | 13.4%              | 53.8%                  | 46.2%              |
| Management & Administrative                               | 6.0%              | 0.5%                   | 6.5%                 | 5.8%             | 12.3%              | 52.8%                  | 47.2%              |
| General Support   | 8.0%              | 0.6%                   | 8.6%                 | 6.9%             | 15.4%              | 55.6%                  | 44.4%              |
| Patient & Client Care                                     | 11.1%             | 1.0%                   | 12.1%                | 5.3%             | 17.4%              | 69.6%                  | 30.4%              |

## March 2022

| Mayo University Hospital absence by Staff Category | Certified absence | Self-certified absence | Non Covid-19 absence | Covid-19 absence | Total absence rate | % Non Covid-19 absence | % Covid-19 absence |
|--|-------------------|------------------------|----------------------|------------------|--------------------|------------------------|--------------------|
| <b>Mayo University Hospital</b>                    | <b>4.3%</b>       | <b>1.1%</b>            | <b>5.4%</b>          | <b>3.8%</b>      | <b>9.2%</b>        | <b>58.9%</b>           | <b>41.1%</b>       |
| Medical & Dental                                   | 1.3%              | 0.3%                   | 1.6%                 | 2.9%             | 4.5%               | 35.4%                  | 64.6%              |
| Nursing & Midwifery                                | 6.4%              | 1.9%                   | 8.3%                 | 2.8%             | 11.1%              | 74.9%                  | 25.1%              |
| Health & Social Care Professionals                 | 1.5%              | 0.7%                   | 2.2%                 | 5.0%             | 7.2%               | 30.5%                  | 69.5%              |
| Management & Administrative                        | 4.9%              | 0.3%                   | 5.2%                 | 4.8%             | 10.0%              | 51.9%                  | 48.1%              |
| General Support                                    | 4.2%              | 0.6%                   | 4.8%                 | 3.9%             | 8.7%               | 55.1%                  | 44.9%              |
| Patient & Client Care                              | 3.6%              | 0.6%                   | 4.3%                 | 5.6%             | 9.8%               | 43.3%                  | 56.7%              |

## March 2022

| Portiuncula University Hospital absence by Staff Category | Certified absence | Self-certified absence | Non Covid-19 absence | Covid-19 absence | Total absence rate | % Non Covid-19 absence | % Covid-19 absence |
|---|-------------------|------------------------|----------------------|------------------|--------------------|------------------------|--------------------|
| <b>Portiuncula University Hospital</b>                    | <b>0.8%</b>       | <b>1.3%</b>            | <b>2.1%</b>          | <b>2.3%</b>      | <b>4.3%</b>        | <b>47.8%</b>           | <b>52.2%</b>       |
| Medical & Dental  | 0.0%              | 0.0%                   | 0.0%                 | 0.0%             | 0.0%               | #DIV/0                 | #DIV/0             |
| Nursing & Midwifery                                       | 0.8%              | 2.6%                   | 3.4%                 | 3.5%             | 6.9%               | 49.9%                  | 50.1%              |
| Health & Social Care Professionals                        | 0.0%              | 0.2%                   | 0.2%                 | 2.3%             | 2.4%               | 6.4%                   | 93.6%              |
| Management & Administrative                               | 2.3%              | 0.4%                   | 2.7%                 | 1.7%             | 4.4%               | 60.9%                  | 39.1%              |
| General Support   | 0.0%              | 0.5%                   | 0.5%                 | 1.3%             | 1.8%               | 28.8%                  | 71.2%              |
| Patient & Client Care                                     | 1.4%              | 0.9%                   | 2.3%                 | 2.6%             | 4.9%               | 46.2%                  | 53.8%              |

## March 2022

| Roscommon University Hospital absence by Staff Category | Certified absence | Self-certified absence | Non Covid-19 absence | Covid-19 absence | Total absence rate | % Non Covid-19 absence | % Covid-19 absence |
|---|-------------------|------------------------|----------------------|------------------|--------------------|------------------------|--------------------|
| <b>Roscommon University Hospital</b>                    | <b>3.5%</b>       | <b>1.5%</b>            | <b>5.0%</b>          | <b>4.4%</b>      | <b>9.4%</b>        | <b>53.0%</b>           | <b>47.0%</b>       |
| Medical & Dental  | 0.0%              | 0.3%                   | 0.3%                 | 4.7%             | 5.0%               | 6.3%                   | 93.7%              |
| Nursing & Midwifery                                     | 3.8%              | 1.9%                   | 5.7%                 | 4.8%             | 10.5%              | 54.6%                  | 45.4%              |
| Health & Social Care Professionals                      | 1.5%              | 0.7%                   | 2.2%                 | 6.7%             | 8.9%               | 24.5%                  | 75.5%              |
| Management & Administrative                             | 1.5%              | 0.9%                   | 2.4%                 | 1.3%             | 3.7%               | 64.5%                  | 35.5%              |
| General Support   | 7.7%              | 1.6%                   | 9.4%                 | 4.3%             | 13.7%              | 68.5%                  | 31.5%              |
| Patient & Client Care                                   | 2.5%              | 2.1%                   | 4.6%                 | 7.4%             | 12.1%              | 38.4%                  | 61.6%              |

## March 2022

| Sligo University Hospital absence by Staff Category | Certified absence | Self-certified absence | Non Covid-19 absence | Covid-19 absence | Total absence rate | % Non Covid-19 absence | % Covid-19 absence |
|---|-------------------|------------------------|----------------------|------------------|--------------------|------------------------|--------------------|
| <b>Sligo University Hospital</b>                    | <b>4.8%</b>       | <b>0.4%</b>            | <b>5.2%</b>          | <b>7.9%</b>      | <b>13.1%</b>       | <b>39.7%</b>           | <b>60.3%</b>       |
| Medical & Dental                                    | 1.5%              | 0.5%                   | 1.9%                 | 3.5%             | 5.4%               | 35.0%                  | 65.0%              |
| Nursing & Midwifery                                 | 5.6%              | 0.6%                   | 6.2%                 | 9.1%             | 15.3%              | 40.3%                  | 59.7%              |
| Health & Social Care Professionals                  | 4.1%              | 0.2%                   | 4.3%                 | 9.5%             | 13.8%              | 31.0%                  | 69.0%              |
| Management & Administrative                         | 4.8%              | 0.3%                   | 5.1%                 | 8.3%             | 13.4%              | 37.8%                  | 62.2%              |
| General Support                                     | 5.2%              | 0.3%                   | 5.5%                 | 6.6%             | 12.1%              | 45.8%                  | 54.2%              |
| Patient & Client Care                               | 6.5%              | 0.6%                   | 7.1%                 | 9.3%             | 16.4%              | 43.2%                  | 56.8%              |



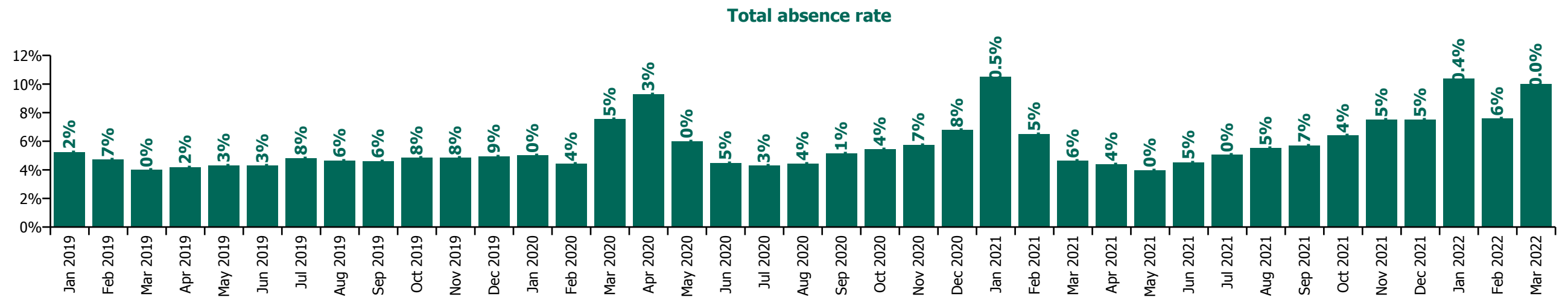
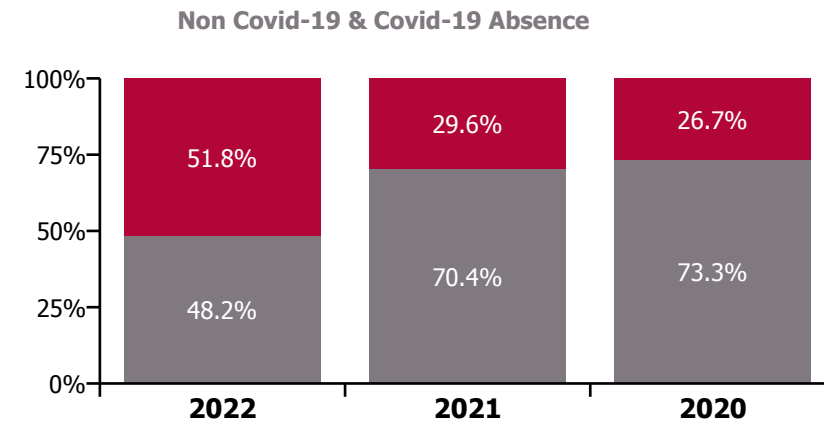
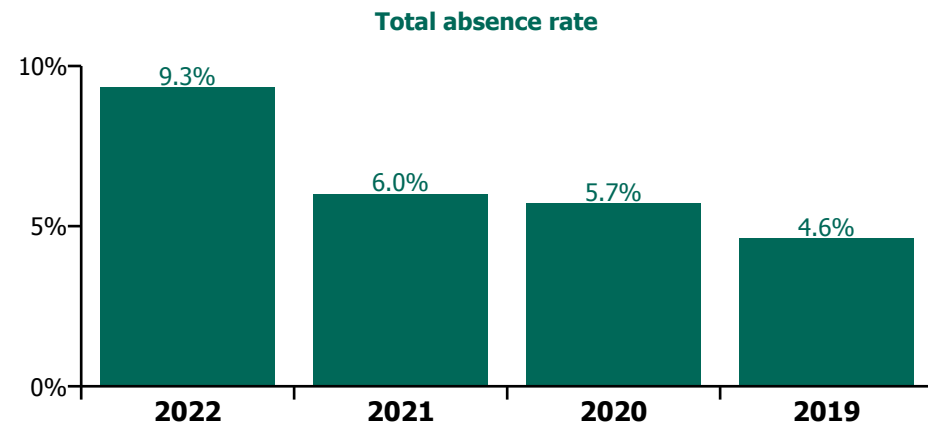
## Saolta University Hospital Care Group

| Year/ month | Medical & Dental | Nursing & Midwifery | Health & Social Care Professionals | Management & Administrative | General Support | Patient & Client Care | Certified absence | Self-certified absence | Non Covid-19 absence | Covid-19 absence | Total absence rate |
|-------------|------------------|---------------------|------------------------------------|-----------------------------|-----------------|-----------------------|-------------------|------------------------|----------------------|------------------|--------------------|
| <b>2022</b> | <b>2.8%</b>      | <b>11.5%</b>        | <b>8.7%</b>                        | <b>8.5%</b>                 | <b>10.9%</b>    | <b>11.3%</b>          | <b>3.7%</b>       | <b>0.8%</b>            | <b>4.5%</b>          | <b>4.8%</b>      | <b>9.3%</b>        |
| Mar 2022    | 2.5%             | 12.2%               | 10.5%                              | 9.7%                        | 11.0%           | 12.4%                 | 4.0%              | 0.9%                   | 4.9%                 | 5.1%             | 10.0%              |
| Feb 2022    | 2.4%             | 9.3%                | 6.9%                               | 6.7%                        | 9.3%            | 9.3%                  | 3.6%              | 0.8%                   | 4.5%                 | 3.1%             | 7.6%               |
| Jan 2022    | 3.5%             | 13.0%               | 8.7%                               | 8.9%                        | 12.2%           | 12.0%                 | 3.5%              | 0.6%                   | 4.2%                 | 6.2%             | 10.4%              |
| <b>2021</b> | <b>1.9%</b>      | <b>7.5%</b>         | <b>4.1%</b>                        | <b>5.2%</b>                 | <b>7.6%</b>     | <b>8.8%</b>           | <b>3.5%</b>       | <b>0.7%</b>            | <b>4.2%</b>          | <b>1.8%</b>      | <b>6.0%</b>        |
| Dec 2021    | 2.1%             | 9.3%                | 6.4%                               | 7.6%                        | 9.3%            | 8.4%                  | 3.7%              | 0.8%                   | 4.5%                 | 3.0%             | 7.5%               |
| Nov 2021    | 2.2%             | 8.8%                | 6.6%                               | 7.5%                        | 9.0%            | 10.9%                 | 4.2%              | 1.0%                   | 5.2%                 | 2.3%             | 7.5%               |
| Oct 2021    | 1.7%             | 7.7%                | 4.6%                               | 5.6%                        | 7.8%            | 9.6%                  | 3.9%              | 1.0%                   | 4.9%                 | 1.5%             | 6.4%               |
| Sep 2021    | 1.7%             | 7.1%                | 4.0%                               | 4.8%                        | 7.6%            | 8.5%                  | 3.6%              | 0.8%                   | 4.4%                 | 1.3%             | 5.7%               |
| Aug 2021    | 1.4%             | 7.1%                | 3.9%                               | 4.4%                        | 6.4%            | 8.7%                  | 3.6%              | 0.7%                   | 4.3%                 | 1.2%             | 5.5%               |
| Jul 2021    | 1.1%             | 6.1%                | 4.3%                               | 4.4%                        | 6.7%            | 7.2%                  | 3.5%              | 0.7%                   | 4.2%                 | 0.8%             | 5.0%               |
| Jun 2021    | 1.1%             | 5.8%                | 3.2%                               | 3.9%                        | 6.0%            | 6.1%                  | 3.3%              | 0.7%                   | 3.9%                 | 0.6%             | 4.5%               |
| May 2021    | 1.1%             | 4.8%                | 2.6%                               | 3.4%                        | 5.4%            | 6.3%                  | 2.8%              | 0.5%                   | 3.3%                 | 0.6%             | 4.0%               |
| Apr 2021    | 1.7%             | 5.6%                | 2.1%                               | 3.6%                        | 5.9%            | 6.4%                  | 3.1%              | 0.5%                   | 3.6%                 | 0.8%             | 4.4%               |
| Mar 2021    | 1.5%             | 5.9%                | 2.6%                               | 4.0%                        | 5.7%            | 6.8%                  | 3.2%              | 0.6%                   | 3.7%                 | 0.9%             | 4.6%               |
| Feb 2021    | 2.1%             | 7.9%                | 3.4%                               | 5.4%                        | 8.8%            | 11.3%                 | 3.4%              | 0.8%                   | 4.2%                 | 2.3%             | 6.5%               |
| Jan 2021    | 4.8%             | 13.6%               | 5.6%                               | 7.5%                        | 12.1%           | 15.5%                 | 3.7%              | 0.6%                   | 4.4%                 | 6.1%             | 10.5%              |
| <b>2020</b> | <b>1.9%</b>      | <b>7.0%</b>         | <b>4.4%</b>                        | <b>5.4%</b>                 | <b>7.0%</b>     | <b>7.5%</b>           | <b>3.7%</b>       | <b>0.5%</b>            | <b>4.2%</b>          | <b>1.5%</b>      | <b>5.7%</b>        |
| Dec 2020    | 2.5%             | 8.8%                | 4.1%                               | 6.1%                        | 7.7%            | 8.8%                  | 4.0%              | 0.5%                   | 4.5%                 | 2.3%             | 6.8%               |
| Nov 2020    | 1.8%             | 7.1%                | 4.3%                               | 4.8%                        | 8.3%            | 7.3%                  | 3.6%              | 0.4%                   | 4.1%                 | 1.7%             | 5.7%               |
| Oct 2020    | 1.3%             | 7.0%                | 4.6%                               | 5.3%                        | 6.5%            | 6.0%                  | 3.4%              | 0.6%                   | 4.0%                 | 1.4%             | 5.4%               |
| Sep 2020    | 1.1%             | 6.5%                | 4.7%                               | 4.5%                        | 6.8%            | 6.0%                  | 3.6%              | 0.6%                   | 4.2%                 | 0.9%             | 5.1%               |
| Aug 2020    | 1.1%             | 5.2%                | 3.6%                               | 4.3%                        | 7.1%            | 5.3%                  | 3.4%              | 0.5%                   | 3.9%                 | 0.6%             | 4.4%               |
| Jul 2020    | 0.8%             | 5.4%                | 3.1%                               | 4.1%                        | 5.7%            | 5.8%                  | 3.2%              | 0.5%                   | 3.6%                 | 0.7%             | 4.3%               |
| Jun 2020    | 1.3%             | 5.3%                | 3.1%                               | 5.0%                        | 5.7%            | 6.0%                  | 3.1%              | 0.4%                   | 3.5%                 | 0.9%             | 4.5%               |
| May 2020    | 2.3%             | 7.2%                | 4.0%                               | 5.8%                        | 6.5%            | 9.2%                  | 3.4%              | 0.4%                   | 3.9%                 | 2.1%             | 6.0%               |
| Apr 2020    | 5.0%             | 11.2%               | 6.5%                               | 8.0%                        | 9.2%            | 13.5%                 | 4.1%              | 0.4%                   | 4.5%                 | 4.8%             | 9.3%               |
| Mar 2020    | 4.1%             | 9.0%                | 6.7%                               | 7.0%                        | 8.3%            | 8.1%                  | 4.0%              | 0.6%                   | 4.6%                 | 2.9%             | 7.5%               |
| Feb 2020    | 1.3%             | 4.9%                | 3.2%                               | 4.9%                        | 6.0%            | 6.5%                  | 3.7%              | 0.7%                   | 4.4%                 |                  | 4.4%               |
| Jan 2020    | 1.0%             | 5.9%                | 4.1%                               | 5.0%                        | 6.1%            | 7.7%                  | 4.3%              | 0.7%                   | 5.0%                 |                  | 5.0%               |
| <b>2019</b> | <b>1.1%</b>      | <b>5.3%</b>         | <b>3.6%</b>                        | <b>5.0%</b>                 | <b>6.5%</b>     | <b>6.1%</b>           | <b>3.9%</b>       | <b>0.7%</b>            | <b>4.6%</b>          |                  | <b>4.6%</b>        |

|          |      |      |      |      |      |      |      |      |      |  |      |
|----------|------|------|------|------|------|------|------|------|------|--|------|
| Dec 2019 | 0.9% | 6.0% | 4.1% | 4.9% | 6.2% | 6.7% | 4.0% | 0.9% | 4.9% |  | 4.9% |
| Nov 2019 | 0.8% | 5.9% | 3.8% | 5.1% | 6.3% | 6.2% | 4.0% | 0.8% | 4.8% |  | 4.8% |
| Oct 2019 | 0.8% | 5.9% | 4.1% | 4.8% | 6.5% | 6.1% | 4.1% | 0.8% | 4.8% |  | 4.8% |
| Sep 2019 | 1.0% | 5.0% | 4.1% | 4.6% | 7.4% | 6.4% | 3.9% | 0.7% | 4.6% |  | 4.6% |
| Aug 2019 | 1.0% | 4.9% | 4.0% | 5.3% | 6.9% | 6.7% | 4.1% | 0.5% | 4.6% |  | 4.6% |
| Jul 2019 | 1.2% | 5.5% | 3.8% | 5.0% | 6.8% | 6.3% | 4.2% | 0.6% | 4.8% |  | 4.8% |
| Jun 2019 | 1.4% | 4.6% | 3.3% | 4.0% | 7.0% | 6.0% | 3.5% | 0.8% | 4.3% |  | 4.3% |
| May 2019 | 1.2% | 4.7% | 3.4% | 4.9% | 6.4% | 5.7% | 3.6% | 0.7% | 4.3% |  | 4.3% |
| Apr 2019 | 1.2% | 4.7% | 3.0% | 4.5% | 6.4% | 5.5% | 3.6% | 0.6% | 4.2% |  | 4.2% |
| Mar 2019 | 0.8% | 4.5% | 2.9% | 5.2% | 5.2% | 5.3% | 3.4% | 0.6% | 4.0% |  | 4.0% |
| Feb 2019 | 1.4% | 5.7% | 3.5% | 5.3% | 5.5% | 5.6% | 3.8% | 0.9% | 4.7% |  | 4.7% |
| Jan 2019 | 1.1% | 5.9% | 3.8% | 6.5% | 6.9% | 6.9% | 4.4% | 0.9% | 5.2% |  | 5.2% |

**Saolta University Hospital Care Group**

| Year/ month | Galway University Hospitals | Letterkenny University Hospital | Mayo University Hospital | Portlinculla University Hospital | Roscommon University Hospital | Sligo University Hospital | Acute Services absence rate | Certified absence | Self-certified absence | Non Covid-19 absence | Covid-19 absence | Total absence rate |
|-------------|-----------------------------|---------------------------------|--------------------------|----------------------------------|-------------------------------|---------------------------|-----------------------------|-------------------|------------------------|----------------------|------------------|--------------------|
| <b>2022</b> | 8.2%                        | 12.7%                           | 8.9%                     | 3.9%                             | 10.1%                         | 11.3%                     | <b>9.3%</b>                 | <b>3.7%</b>       | <b>0.8%</b>            | <b>4.5%</b>          | <b>4.8%</b>      | <b>9.3%</b>        |
| Mar 2022    | 8.6%                        | 13.4%                           | 9.2%                     | 4.3%                             | 9.4%                          | 13.1%                     | 10.0%                       | 4.0%              | 0.9%                   | 4.9%                 | 5.1%             | 10.01%             |
| Feb 2022    | 6.4%                        | 10.9%                           | 6.8%                     | 3.4%                             | 7.2%                          | 10.0%                     | 7.6%                        | 3.6%              | 0.8%                   | 4.5%                 | 3.1%             | 7.58%              |
| Jan 2022    | 9.6%                        | 13.7%                           | 10.6%                    | 4.0%                             | 13.9%                         | 10.8%                     | 10.4%                       | 3.5%              | 0.6%                   | 4.2%                 | 6.2%             | 10.35%             |
| <b>2021</b> | <b>4.9%</b>                 | <b>8.7%</b>                     | <b>6.6%</b>              | <b>2.8%</b>                      | <b>4.3%</b>                   | <b>7.4%</b>               | <b>6.0%</b>                 | <b>3.5%</b>       | <b>0.7%</b>            | <b>4.2%</b>          | <b>1.8%</b>      | <b>6.0%</b>        |
| Dec 2021    | 6.8%                        | 11.0%                           | 5.6%                     | 4.1%                             | 9.0%                          | 8.2%                      | 7.5%                        | 3.7%              | 0.8%                   | 4.5%                 | 3.0%             | 7.48%              |
| Nov 2021    | 6.7%                        | 10.1%                           | 7.4%                     | 3.9%                             | 7.0%                          | 8.4%                      | 7.5%                        | 4.2%              | 1.0%                   | 5.2%                 | 2.3%             | 7.49%              |
| Oct 2021    | 5.4%                        | 8.9%                            | 6.3%                     | 3.8%                             | 5.3%                          | 7.5%                      | 6.4%                        | 3.9%              | 1.0%                   | 4.9%                 | 1.5%             | 6.39%              |
| Sep 2021    | 4.8%                        | 8.6%                            | 5.9%                     | 2.5%                             | 3.1%                          | 6.9%                      | 5.7%                        | 3.6%              | 0.8%                   | 4.4%                 | 1.3%             | 5.70%              |
| Aug 2021    | 4.3%                        | 8.3%                            | 5.8%                     | 2.9%                             | 3.7%                          | 7.0%                      | 5.5%                        | 3.6%              | 0.7%                   | 4.3%                 | 1.2%             | 5.50%              |
| Jul 2021    | 3.8%                        | 7.7%                            | 5.9%                     | 2.7%                             | 2.8%                          | 6.2%                      | 5.0%                        | 3.5%              | 0.7%                   | 4.2%                 | 0.8%             | 5.03%              |
| Jun 2021    | 3.7%                        | 6.3%                            | 5.0%                     | 2.6%                             | 2.5%                          | 5.5%                      | 4.5%                        | 3.3%              | 0.7%                   | 3.9%                 | 0.6%             | 4.52%              |
| May 2021    | 3.1%                        | 6.1%                            | 4.8%                     | 0.3%                             | 2.4%                          | 5.3%                      | 4.0%                        | 2.8%              | 0.5%                   | 3.3%                 | 0.6%             | 3.96%              |
| Apr 2021    | 3.4%                        | 6.9%                            | 4.6%                     | 2.4%                             | 1.2%                          | 5.6%                      | 4.4%                        | 3.1%              | 0.5%                   | 3.6%                 | 0.8%             | 4.39%              |
| Mar 2021    | 3.5%                        | 6.9%                            | 5.8%                     | 1.6%                             | 2.7%                          | 5.9%                      | 4.6%                        | 3.2%              | 0.6%                   | 3.7%                 | 0.9%             | 4.63%              |
| Feb 2021    | 4.3%                        | 9.3%                            | 9.9%                     | 2.3%                             | 3.4%                          | 9.3%                      | 6.5%                        | 3.4%              | 0.8%                   | 4.2%                 | 2.3%             | 6.49%              |
| Jan 2021    | 8.5%                        | 14.0%                           | 13.2%                    | 4.8%                             | 9.0%                          | 12.7%                     | 10.5%                       | 3.7%              | 0.6%                   | 4.4%                 | 6.1%             | 10.52%             |
| <b>2020</b> | <b>4.5%</b>                 | <b>8.0%</b>                     | <b>6.9%</b>              | <b>3.5%</b>                      | <b>5.7%</b>                   | <b>6.4%</b>               | <b>5.7%</b>                 | <b>3.7%</b>       | <b>0.5%</b>            | <b>4.2%</b>          | <b>1.5%</b>      | <b>5.7%</b>        |
| Dec 2020    | 5.5%                        | 11.1%                           | 6.0%                     | 2.8%                             | 6.1%                          | 8.2%                      | 6.8%                        | 4.0%              | 0.5%                   | 4.5%                 | 2.3%             | 6.78%              |
| Nov 2020    | 4.0%                        | 10.5%                           | 5.1%                     | 3.4%                             | 5.0%                          | 6.8%                      | 5.7%                        | 3.6%              | 0.4%                   | 4.1%                 | 1.7%             | 5.74%              |
| Oct 2020    | 4.5%                        | 7.0%                            | 6.3%                     | 4.5%                             | 4.5%                          | 6.2%                      | 5.4%                        | 3.4%              | 0.6%                   | 4.0%                 | 1.4%             | 5.44%              |
| Sep 2020    | 4.3%                        | 6.7%                            | 5.8%                     | 3.2%                             | 4.8%                          | 5.9%                      | 5.1%                        | 3.6%              | 0.6%                   | 4.2%                 | 0.9%             | 5.12%              |
| Aug 2020    | 3.6%                        | 6.3%                            | 4.4%                     | 2.7%                             | 3.8%                          | 5.7%                      | 4.4%                        | 3.4%              | 0.5%                   | 3.9%                 | 0.6%             | 4.43%              |
| Jul 2020    | 3.0%                        | 6.3%                            | 5.3%                     | 2.8%                             | 5.1%                          | 5.0%                      | 4.3%                        | 3.2%              | 0.5%                   | 3.6%                 | 0.7%             | 4.28%              |
| Jun 2020    | 3.6%                        | 5.8%                            | 6.0%                     | 2.1%                             | 5.0%                          | 5.1%                      | 4.5%                        | 3.1%              | 0.4%                   | 3.5%                 | 0.9%             | 4.47%              |
| May 2020    | 4.8%                        | 7.0%                            | 10.6%                    | 3.3%                             | 8.7%                          | 5.3%                      | 6.0%                        | 3.4%              | 0.4%                   | 3.9%                 | 2.1%             | 5.98%              |
| Apr 2020    | 6.3%                        | 12.7%                           | 16.2%                    | 7.1%                             | 13.9%                         | 7.7%                      | 9.3%                        | 4.1%              | 0.4%                   | 4.5%                 | 4.8%             | 9.28%              |
| Mar 2020    | 6.8%                        | 10.9%                           | 8.0%                     | 4.7%                             | 4.0%                          | 8.4%                      | 7.5%                        | 4.0%              | 0.6%                   | 4.6%                 | 2.9%             | 7.53%              |
| Feb 2020    | 3.4%                        | 6.2%                            | 4.7%                     | 2.7%                             | 4.3%                          | 5.9%                      | 4.4%                        | 3.7%              | 0.7%                   | 4.4%                 |                  | 4.40%              |
| Jan 2020    | 4.2%                        | 5.8%                            | 4.6%                     | 3.4%                             | 5.5%                          | 6.8%                      | 5.0%                        | 4.3%              | 0.7%                   | 5.0%                 |                  | 5.00%              |
| <b>2019</b> | <b>3.7%</b>                 | <b>6.4%</b>                     | <b>4.2%</b>              | <b>3.7%</b>                      | <b>4.2%</b>                   | <b>5.9%</b>               | <b>4.6%</b>                 | <b>3.9%</b>       | <b>0.7%</b>            | <b>4.6%</b>          |                  | <b>4.6%</b>        |
| Dec 2019    | 4.2%                        | 6.6%                            | 4.1%                     | 2.8%                             | 3.9%                          | 7.0%                      | 4.9%                        | 4.0%              | 0.9%                   | 4.9%                 |                  | 4.94%              |
| Nov 2019    | 3.9%                        | 7.2%                            | 3.8%                     | 4.0%                             | 6.0%                          | 5.7%                      | 4.8%                        | 4.0%              | 0.8%                   | 4.8%                 |                  | 4.84%              |
| Oct 2019    | 4.0%                        | 6.4%                            | 3.8%                     | 4.3%                             | 5.8%                          | 5.9%                      | 4.8%                        | 4.1%              | 0.8%                   | 4.8%                 |                  | 4.84%              |
| Sep 2019    | 3.5%                        | 6.3%                            | 4.7%                     | 4.4%                             | 5.2%                          | 5.6%                      | 4.6%                        | 3.9%              | 0.7%                   | 4.6%                 |                  | 4.60%              |
| Aug 2019    | 3.5%                        | 7.4%                            | 4.5%                     | 3.4%                             | 3.4%                          | 5.8%                      | 4.6%                        | 4.1%              | 0.5%                   | 4.6%                 |                  | 4.64%              |
| Jul 2019    | 3.9%                        | 6.7%                            | 4.8%                     | 4.3%                             | 3.8%                          | 5.5%                      | 4.8%                        | 4.2%              | 0.6%                   | 4.8%                 |                  | 4.80%              |
| Jun 2019    | 3.1%                        | 6.7%                            | 4.1%                     | 2.9%                             | 4.9%                          | 5.9%                      | 4.3%                        | 3.5%              | 0.8%                   | 4.3%                 |                  | 4.29%              |
| May 2019    | 3.7%                        | 5.8%                            | 4.1%                     | 3.9%                             | 4.1%                          | 4.7%                      | 4.3%                        | 3.6%              | 0.7%                   | 4.3%                 |                  | 4.31%              |
| Apr 2019    | 3.4%                        | 5.1%                            | 4.2%                     | 4.6%                             | 4.0%                          | 4.9%                      | 4.2%                        | 3.6%              | 0.6%                   | 4.2%                 |                  | 4.18%              |
| Mar 2019    | 3.3%                        | 4.8%                            | 3.4%                     | 3.4%                             | 2.9%                          | 5.8%                      | 4.0%                        | 3.4%              | 0.6%                   | 4.0%                 |                  | 3.99%              |
| Feb 2019    | 3.9%                        | 6.2%                            | 4.0%                     | 3.2%                             | 2.0%                          | 7.2%                      | 4.7%                        | 3.8%              | 0.9%                   | 4.7%                 |                  | 4.70%              |
| Jan 2019    | 4.1%                        | 7.1%                            | 4.2%                     | 3.8%                             | 4.8%                          | 7.2%                      | 5.2%                        | 4.4%              | 0.9%                   | 5.2%                 |                  | 5.22%              |



Saolta University Hospital Care Group

| Year/ month | Health<br>Service<br>Executive | Acute<br>Services<br>absence rate | Certified<br>absence | Self-<br>certified<br>absence | Non<br>Covid-19<br>absence | Covid-19<br>absence | Total<br>absence<br>rate |
|-------------|--------------------------------|-----------------------------------|----------------------|-------------------------------|----------------------------|---------------------|--------------------------|
| <b>2022</b> | 9.3%                           | <b>9.3%</b>                       | <b>3.7%</b>          | <b>0.8%</b>                   | <b>4.5%</b>                | <b>4.8%</b>         | <b>9.3%</b>              |
| Mar 2022    | 10.0%                          | <b>10.0%</b>                      | 4.0%                 | 0.9%                          | 4.9%                       | 5.1%                | 10.0%                    |
| Feb 2022    | 7.6%                           | <b>7.6%</b>                       | 3.6%                 | 0.8%                          | 4.5%                       | 3.1%                | 7.6%                     |
| Jan 2022    | 10.4%                          | <b>10.4%</b>                      | 3.5%                 | 0.6%                          | 4.2%                       | 6.2%                | 10.4%                    |
| <b>2021</b> | 6.0%                           | <b>6.0%</b>                       | <b>3.5%</b>          | <b>0.7%</b>                   | <b>4.2%</b>                | <b>1.8%</b>         | <b>6.0%</b>              |
| Dec 2021    | 7.5%                           | <b>7.5%</b>                       | 3.7%                 | 0.8%                          | 4.5%                       | 3.0%                | 7.5%                     |
| Nov 2021    | 7.5%                           | <b>7.5%</b>                       | 4.2%                 | 1.0%                          | 5.2%                       | 2.3%                | 7.5%                     |
| Oct 2021    | 6.4%                           | <b>6.4%</b>                       | 3.9%                 | 1.0%                          | 4.9%                       | 1.5%                | 6.4%                     |
| Sep 2021    | 5.7%                           | <b>5.7%</b>                       | 3.6%                 | 0.8%                          | 4.4%                       | 1.3%                | 5.7%                     |
| Aug 2021    | 5.5%                           | <b>5.5%</b>                       | 3.6%                 | 0.7%                          | 4.3%                       | 1.2%                | 5.5%                     |
| Jul 2021    | 5.0%                           | <b>5.0%</b>                       | 3.5%                 | 0.7%                          | 4.2%                       | 0.8%                | 5.0%                     |
| Jun 2021    | 4.5%                           | <b>4.5%</b>                       | 3.3%                 | 0.7%                          | 3.9%                       | 0.6%                | 4.5%                     |
| May 2021    | 4.0%                           | <b>4.0%</b>                       | 2.8%                 | 0.5%                          | 3.3%                       | 0.6%                | 4.0%                     |
| Apr 2021    | 4.4%                           | <b>4.4%</b>                       | 3.1%                 | 0.5%                          | 3.6%                       | 0.8%                | 4.4%                     |
| Mar 2021    | 4.6%                           | <b>4.6%</b>                       | 3.2%                 | 0.6%                          | 3.7%                       | 0.9%                | 4.6%                     |
| Feb 2021    | 6.5%                           | <b>6.5%</b>                       | 3.4%                 | 0.8%                          | 4.2%                       | 2.3%                | 6.5%                     |
| Jan 2021    | 10.5%                          | <b>10.5%</b>                      | 3.7%                 | 0.6%                          | 4.4%                       | 6.1%                | 10.5%                    |
| <b>2020</b> | 5.7%                           | <b>5.7%</b>                       | <b>3.7%</b>          | <b>0.5%</b>                   | <b>4.2%</b>                | <b>1.5%</b>         | <b>5.7%</b>              |
| Dec 2020    | 6.8%                           | <b>6.8%</b>                       | 4.0%                 | 0.5%                          | 4.5%                       | 2.3%                | 6.8%                     |
| Nov 2020    | 5.7%                           | <b>5.7%</b>                       | 3.6%                 | 0.4%                          | 4.1%                       | 1.7%                | 5.7%                     |
| Oct 2020    | 5.4%                           | <b>5.4%</b>                       | 3.4%                 | 0.6%                          | 4.0%                       | 1.4%                | 5.4%                     |
| Sep 2020    | 5.1%                           | <b>5.1%</b>                       | 3.6%                 | 0.6%                          | 4.2%                       | 0.9%                | 5.1%                     |
| Aug 2020    | 4.4%                           | <b>4.4%</b>                       | 3.4%                 | 0.5%                          | 3.9%                       | 0.6%                | 4.4%                     |
| Jul 2020    | 4.3%                           | <b>4.3%</b>                       | 3.2%                 | 0.5%                          | 3.6%                       | 0.7%                | 4.3%                     |
| Jun 2020    | 4.5%                           | <b>4.5%</b>                       | 3.1%                 | 0.4%                          | 3.5%                       | 0.9%                | 4.5%                     |
| May 2020    | 6.0%                           | <b>6.0%</b>                       | 3.4%                 | 0.4%                          | 3.9%                       | 2.1%                | 6.0%                     |
| Apr 2020    | 9.3%                           | <b>9.3%</b>                       | 4.1%                 | 0.4%                          | 4.5%                       | 4.8%                | 9.3%                     |
| Mar 2020    | 7.5%                           | <b>7.5%</b>                       | 4.0%                 | 0.6%                          | 4.6%                       | 2.9%                | 7.5%                     |
| Feb 2020    | 4.4%                           | <b>4.4%</b>                       | 3.7%                 | 0.7%                          | 4.4%                       |                     | 4.4%                     |
| Jan 2020    | 5.0%                           | <b>5.0%</b>                       | 4.3%                 | 0.7%                          | 5.0%                       |                     | 5.0%                     |
| <b>2019</b> | 4.6%                           | <b>4.6%</b>                       | <b>3.9%</b>          | <b>0.7%</b>                   | <b>4.6%</b>                |                     | <b>4.6%</b>              |
| Dec 2019    | 4.9%                           | <b>4.9%</b>                       | 4.0%                 | 0.9%                          | 4.9%                       |                     | 4.9%                     |
| Nov 2019    | 4.8%                           | <b>4.8%</b>                       | 4.0%                 | 0.8%                          | 4.8%                       |                     | 4.8%                     |
| Oct 2019    | 4.8%                           | <b>4.8%</b>                       | 4.1%                 | 0.8%                          | 4.8%                       |                     | 4.8%                     |
| Sep 2019    | 4.6%                           | <b>4.6%</b>                       | 3.9%                 | 0.7%                          | 4.6%                       |                     | 4.6%                     |
| Aug 2019    | 4.6%                           | <b>4.6%</b>                       | 4.1%                 | 0.5%                          | 4.6%                       |                     | 4.6%                     |
| Jul 2019    | 4.8%                           | <b>4.8%</b>                       | 4.2%                 | 0.6%                          | 4.8%                       |                     | 4.8%                     |

Saolta University Hospital Care Group

| Year/ month | Health<br>Service<br>Executive | Acute<br>Services<br>absence rate | Certified<br>absence | Self-<br>certified<br>absence | Non<br>Covid-19<br>absence | Covid-19<br>absence | Total<br>absence<br>rate |
|-------------|--------------------------------|-----------------------------------|----------------------|-------------------------------|----------------------------|---------------------|--------------------------|
| Jun 2019    | 4.3%                           | 4.3%                              | 3.5%                 | 0.8%                          | 4.3%                       |                     | 4.3%                     |
| May 2019    | 4.3%                           | 4.3%                              | 3.6%                 | 0.7%                          | 4.3%                       |                     | 4.3%                     |
| Apr 2019    | 4.2%                           | 4.2%                              | 3.6%                 | 0.6%                          | 4.2%                       |                     | 4.2%                     |
| Mar 2019    | 4.0%                           | 4.0%                              | 3.4%                 | 0.6%                          | 4.0%                       |                     | 4.0%                     |
| Feb 2019    | 4.7%                           | 4.7%                              | 3.8%                 | 0.9%                          | 4.7%                       |                     | 4.7%                     |
| Jan 2019    | 5.2%                           | 5.2%                              | 4.4%                 | 0.9%                          | 5.2%                       |                     | 5.2%                     |
| 2018        | 4.3%                           | 4.3%                              | 3.7%                 | 0.6%                          | 4.3%                       |                     | 4.3%                     |
| Dec 2018    | 4.4%                           | 4.4%                              | 3.7%                 | 0.7%                          | 4.4%                       |                     | 4.4%                     |
| Nov 2018    | 4.4%                           | 4.4%                              | 3.7%                 | 0.7%                          | 4.4%                       |                     | 4.4%                     |
| Oct 2018    | 4.6%                           | 4.6%                              | 3.9%                 | 0.7%                          | 4.6%                       |                     | 4.6%                     |
| Sep 2018    | 4.1%                           | 4.1%                              | 3.4%                 | 0.7%                          | 4.1%                       |                     | 4.1%                     |
| Aug 2018    | 4.2%                           | 4.2%                              | 3.6%                 | 0.6%                          | 4.2%                       |                     | 4.2%                     |
| Jul 2018    | 4.2%                           | 4.2%                              | 3.7%                 | 0.5%                          | 4.2%                       |                     | 4.2%                     |
| Jun 2018    | 3.8%                           | 3.8%                              | 3.3%                 | 0.5%                          | 3.8%                       |                     | 3.8%                     |
| May 2018    | 4.1%                           | 4.1%                              | 3.5%                 | 0.6%                          | 4.1%                       |                     | 4.1%                     |
| Apr 2018    | 4.2%                           | 4.2%                              | 3.6%                 | 0.6%                          | 4.2%                       |                     | 4.2%                     |
| Mar 2018    | 4.2%                           | 4.2%                              | 3.6%                 | 0.6%                          | 4.2%                       |                     | 4.2%                     |
| Feb 2018    | 4.3%                           | 4.3%                              | 3.6%                 | 0.7%                          | 4.3%                       |                     | 4.3%                     |
| Jan 2018    | 5.2%                           | 5.2%                              | 4.3%                 | 0.9%                          | 5.2%                       |                     | 5.2%                     |

