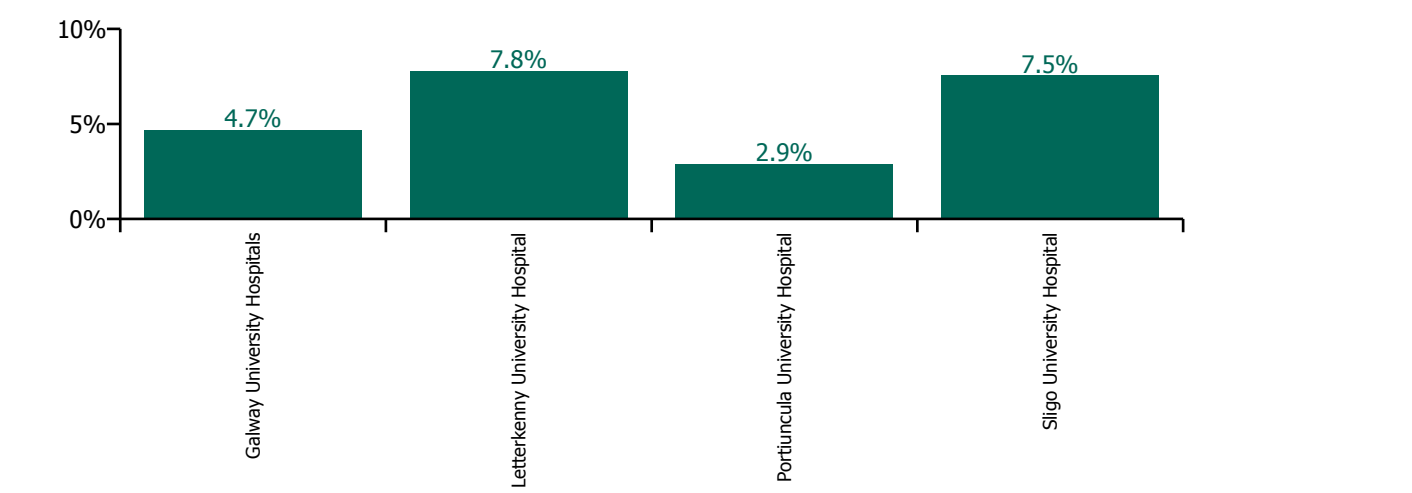


September 2023

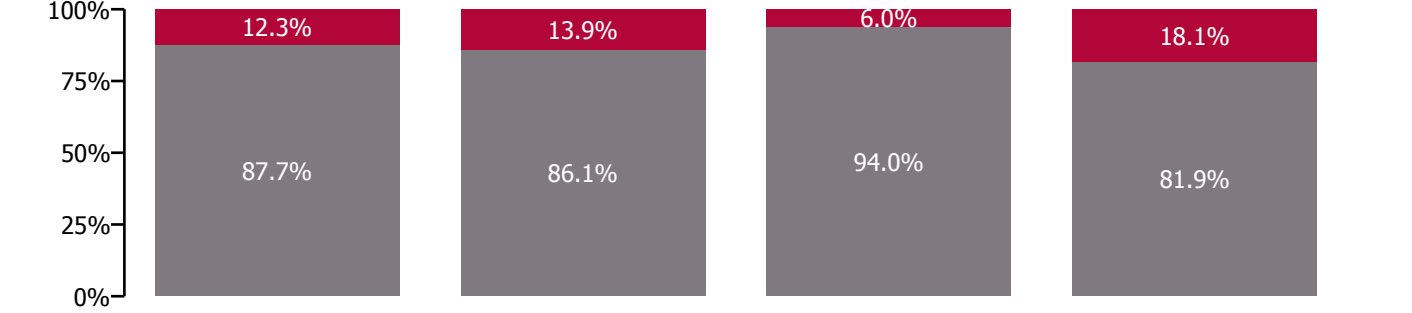
Health Service Absence Rate - by Staff Category: Sep 2023	Certified absence	Self-certified absence	Non Covid-19 absence	Covid-19 absence	Total absence rate	% Non Covid-19 absence	% Covid-19 absence
Saolta University Hospital Care Group	4.1%	0.8%	4.9%	0.8%	5.7%	86.0%	14.0%
Medical & Dental	0.9%	0.3%	1.2%	0.2%	1.4%	86.0%	14.0%
Nursing & Midwifery	5.0%	1.2%	6.2%	1.0%	7.2%	86.6%	13.4%
Health & Social Care Professionals	3.1%	0.3%	3.4%	0.9%	4.2%	79.4%	20.6%
Management & Administrative	3.7%	0.4%	4.1%	0.6%	4.7%	87.4%	12.6%
General Support	5.3%	0.7%	6.0%	1.0%	7.1%	85.4%	14.6%
Patient & Client Care	6.6%	1.2%	7.8%	1.2%	8.9%	87.1%	12.9%

Health Service Absence Rate - by Hospital: Sep 2023	Certified absence	Self-certified absence	Non Covid-19 absence	Covid-19 absence	Total absence rate	% Non Covid-19 absence	% Covid-19 absence
Saolta University Hospital Care Group	4.1%	0.8%	4.9%	0.8%	5.7%	86.0%	14.0%
Galway University Hospitals	3.3%	0.8%	4.1%	0.6%	4.7%	87.7%	12.3%
Letterkenny University Hospital	6.0%	0.7%	6.7%	1.1%	7.8%	86.1%	13.9%
Portiuncula University Hospital	1.4%	1.3%	2.7%	0.2%	2.9%	94.0%	6.0%
Sligo University Hospital	5.6%	0.5%	6.2%	1.4%	7.5%	81.9%	18.1%

Total absence rate

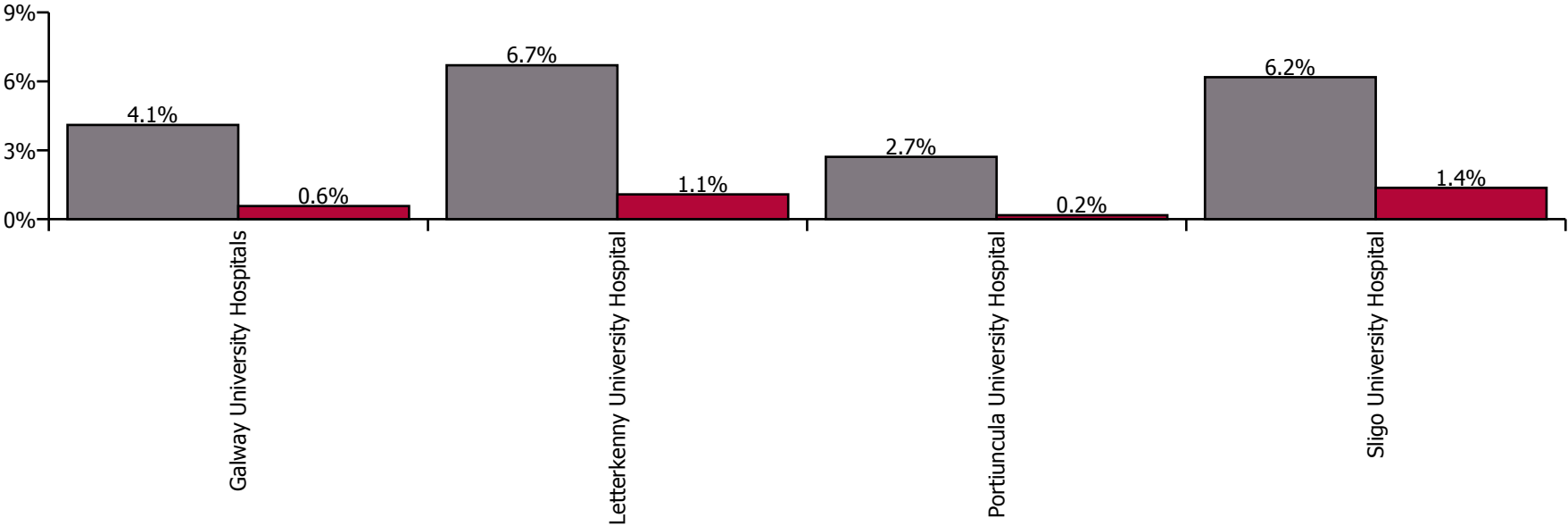


% of Absence Non Covid-19 / Covid-19



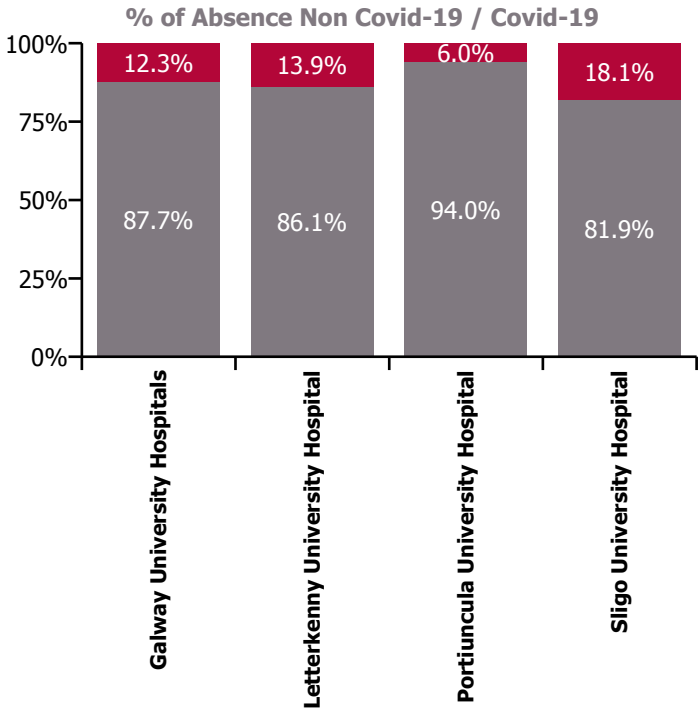
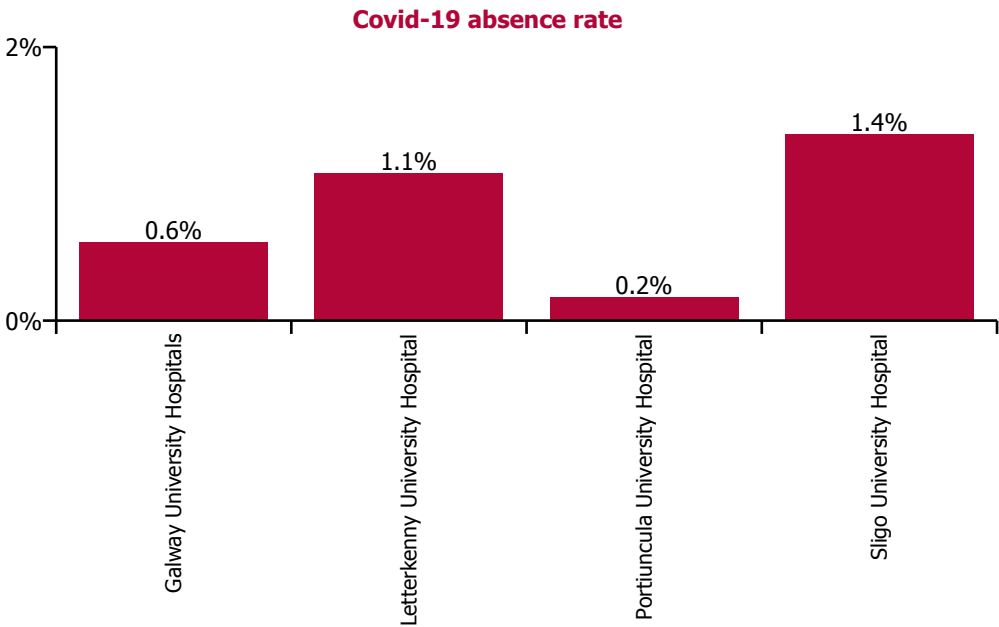
September 2023

Health Service Absence Rate by Hospital: Sep 2023	Medical & Dental	Nursing & Midwifery	Health & Social Care Professionals	Management & Administrative	General Support	Patient & Client Care	Certified absence	Self-certified absence	Non Covid-19 absence	Covid-19 absence	Total absence rate
Saolta University Hospital Care Group	1.4%	7.2%	4.2%	4.7%	7.1%	8.9%	4.1%	0.8%	4.9%	0.8%	5.7%
Galway University Hospitals	0.8%	6.2%	4.0%	3.8%	4.5%	8.7%	3.3%	0.8%	4.1%	0.6%	4.7%
Letterkenny University Hospital	2.4%	9.7%	6.5%	7.0%	8.7%	8.4%	6.0%	0.7%	6.7%	1.1%	7.8%
Portiuncula University Hospital	0.1%	4.2%	0.8%	0.6%	3.2%	7.4%	1.4%	1.3%	2.7%	0.2%	2.9%
Sligo University Hospital	3.0%	8.8%	4.6%	6.4%	10.0%	10.6%	5.6%	0.5%	6.2%	1.4%	7.5%



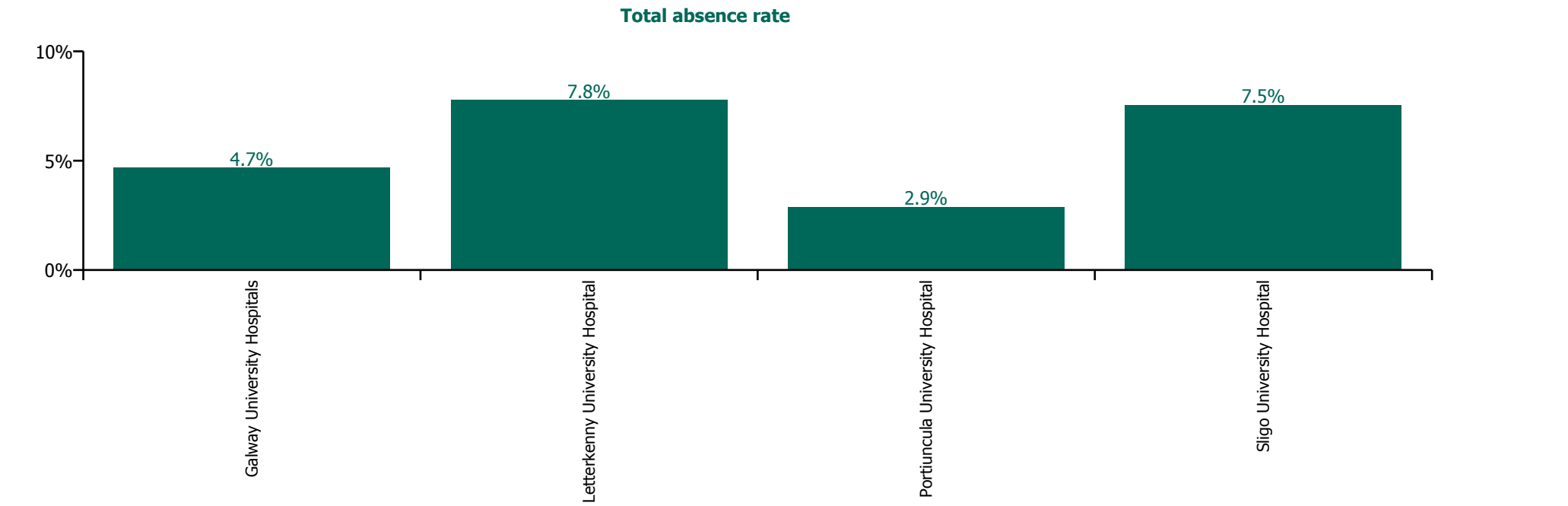
September 2023

Health Service Covid-19 Absence Rate - by Staff Category & Hospital: Sep 2023	Medical & Dental	Nursing & Midwifery	Health & Social Care Professionals	Management & Administrative	General Support	Patient & Client Care	Covid-19 absence	Non Covid-19 absence	Total absence rate
Saolta University Hospital Care Group	0.2%	1.0%	0.9%	4.7%	1.0%	1.2%	0.8%	4.9%	5.7%
Galway University Hospitals	0.0%	0.8%	0.6%	3.8%	0.5%	0.9%	0.6%	4.1%	4.7%
Letterkenny University Hospital	0.8%	1.3%	1.4%	7.0%	1.2%	0.9%	1.1%	6.7%	7.8%
Portiuncula University Hospital	0.0%	0.1%	0.8%	0.6%	0.3%	0.0%	0.2%	2.7%	2.9%
Sligo University Hospital	0.3%	1.6%	1.2%	6.4%	1.7%	2.4%	1.4%	6.2%	7.5%



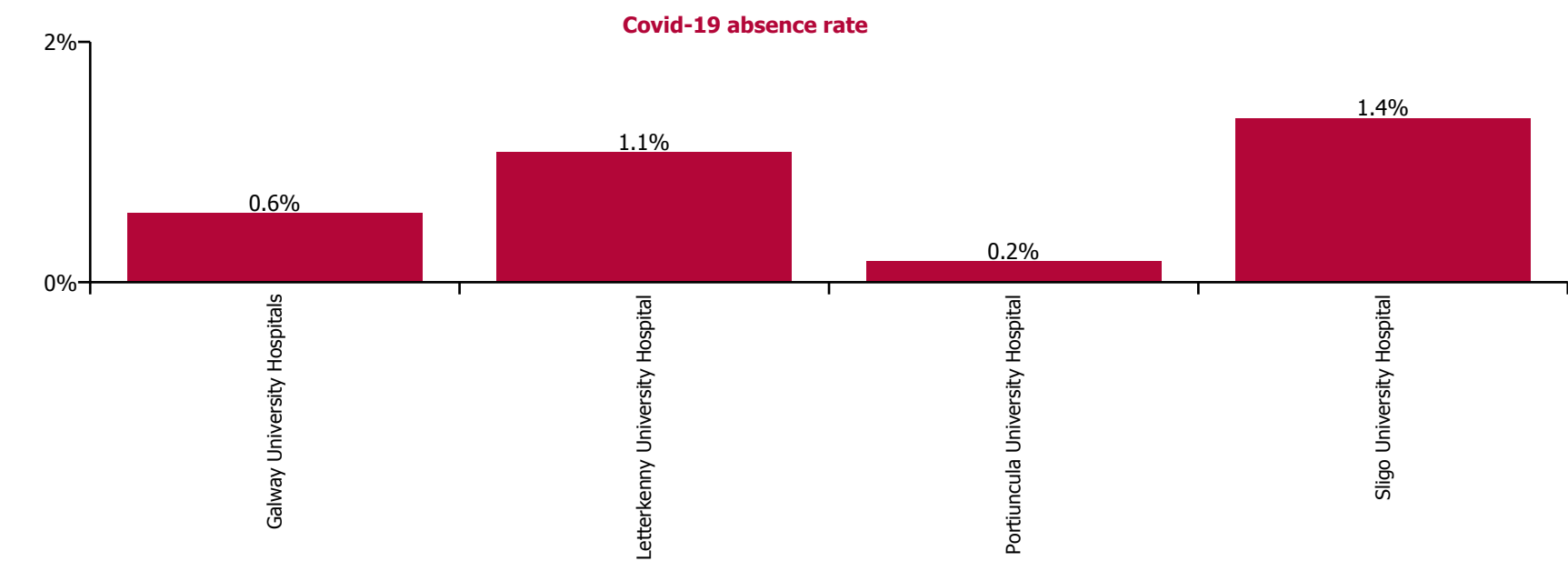
September 2023

Health Service Absence Rate - by Ho[pital & Staff Category: Sep 2023	Medical & Dental	Nursing & Midwifery	Health & Social Care Professionals	Management & Administrative	General Support	Patient & Client Care	Certified absence	Self-certified absence	Non Covid-19 absence	Covid-19 absence	Total absence rate
Saolta University Hospital Care Group	1.4%	7.2%	4.2%	4.7%	7.1%	8.9%	4.1%	0.8%	4.9%	0.8%	5.7%
Galway University Hospitals	0.8%	6.2%	4.0%	3.8%	4.5%	8.7%	3.3%	0.8%	4.1%	0.6%	4.7%
Letterkenny University Hospital	2.4%	9.7%	6.5%	7.0%	8.7%	8.4%	6.0%	0.7%	6.7%	1.1%	7.8%
Portiuncula University Hospital	0.1%	4.2%	0.8%	0.6%	3.2%	7.4%	1.4%	1.3%	2.7%	0.2%	2.9%
Sligo University Hospital	3.0%	8.8%	4.6%	6.4%	10.0%	10.6%	5.6%	0.5%	6.2%	1.4%	7.5%



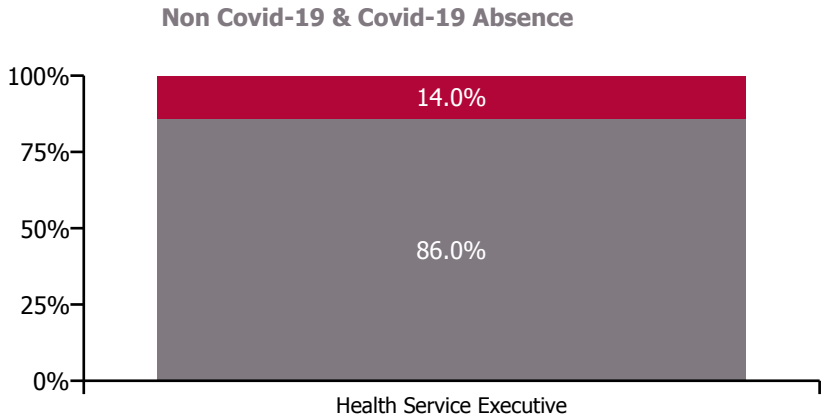
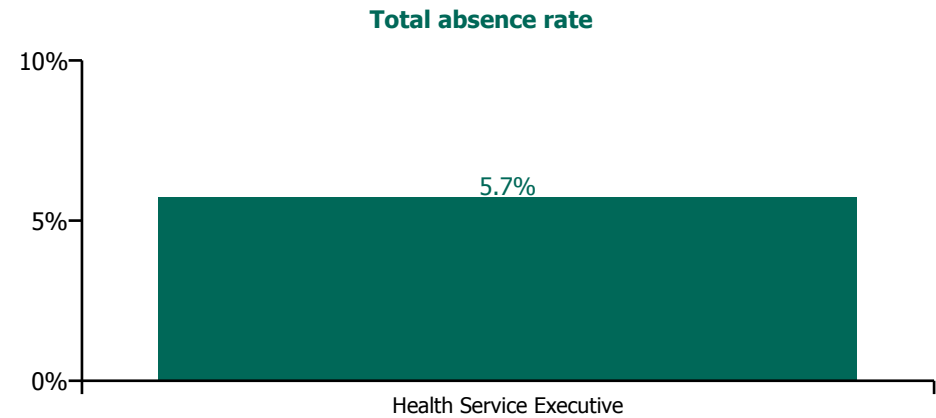
September 2023

Health Service Covid-19 Absence Rate - by Staff Category & Hospital: Sep 2023	Medical & Dental	Nursing & Midwifery	Health & Social Care Professionals	Management & Administrative	General Support	Patient & Client Care	Covid-19 absence	Non Covid-19 absence	Total absence rate
Saolta University Hospital Care Group	0.2%	1.0%	0.9%	4.7%	1.0%	1.2%	0.8%	4.9%	5.7%
Galway University Hospitals	0.0%	0.8%	0.6%	3.8%	0.5%	0.9%	0.6%	4.1%	4.7%
Letterkenny University Hospital	0.8%	1.3%	1.4%	7.0%	1.2%	0.9%	1.1%	6.7%	7.8%
Portiuncula University Hospital	0.0%	0.1%	0.8%	0.6%	0.3%	0.0%	0.2%	2.7%	2.9%
Sligo University Hospital	0.3%	1.6%	1.2%	6.4%	1.7%	2.4%	1.4%	6.2%	7.5%



September 2023

Health Service Absence Rate - by Admin & Hospital: Sep 2023	Medical & Dental	Nursing & Midwifery	Health & Social Care Professionals	Management & Administrative	General Support	Patient & Client Care	Certified absence	Self-certified absence	Non Covid-19 absence	Covid-19 absence	Total absence rate
Saolta University Hospital Care Group	1.4%	7.2%	4.2%	4.7%	7.1%	8.9%	4.1%	0.8%	4.9%	0.8%	5.7%
Health Service Executive	1.4%	7.2%	4.2%	4.7%	7.1%	8.9%	4.1%	0.8%	4.9%	0.8%	5.7%
Galway University Hospitals	0.8%	6.2%	4.0%	3.8%	4.5%	8.7%	3.3%	0.8%	4.1%	0.6%	4.7%
Letterkenny University Hospital	2.4%	9.7%	6.5%	7.0%	8.7%	8.4%	6.0%	0.7%	6.7%	1.1%	7.8%
Portiuncula University Hospital	0.1%	4.2%	0.8%	0.6%	3.2%	7.4%	1.4%	1.3%	2.7%	0.2%	2.9%
Sligo University Hospital	3.0%	8.8%	4.6%	6.4%	10.0%	10.6%	5.6%	0.5%	6.2%	1.4%	7.5%



September 2023

Galway University Hospitals absence by Staff Category	Certified absence	Self-certified absence	Non Covid-19 absence	Covid-19 absence	Total absence rate	% Non Covid-19 absence	% Covid-19 absence
Galway University Hospitals	3.3%	0.8%	4.1%	0.6%	4.7%	87.7%	12.3%
Medical & Dental	0.5%	0.3%	0.8%	0.0%	0.8%	94.5%	5.5%
Nursing & Midwifery	4.2%	1.3%	5.4%	0.8%	6.2%	87.6%	12.4%
Health & Social Care Professionals	3.0%	0.4%	3.4%	0.6%	4.0%	84.0%	16.0%
Management & Administrative	3.0%	0.3%	3.3%	0.5%	3.8%	87.0%	13.0%
General Support	3.2%	0.8%	4.0%	0.5%	4.5%	87.9%	12.1%
Patient & Client Care	6.5%	1.3%	7.8%	0.9%	8.7%	89.8%	10.2%

September 2023

Letterkenny University Hospital absence by Staff Category	Certified absence	Self-certified absence	Non Covid-19 absence	Covid-19 absence	Total absence rate	% Non Covid-19 absence	% Covid-19 absence
Letterkenny University Hospital	6.0%	0.7%	6.7%	1.1%	7.8%	86.1%	13.9%
Medical & Dental	1.0%	0.6%	1.6%	0.8%	2.4%	68.2%	31.8%
Nursing & Midwifery	7.5%	0.9%	8.4%	1.3%	9.7%	86.5%	13.5%
Health & Social Care Professionals	4.9%	0.3%	5.1%	1.4%	6.5%	78.8%	21.2%
Management & Administrative	6.0%	0.4%	6.4%	0.7%	7.0%	90.5%	9.5%
General Support	6.8%	0.6%	7.4%	1.2%	8.7%	85.7%	14.3%
Patient & Client Care	6.5%	0.9%	7.5%	0.9%	8.4%	89.7%	10.3%

September 2023

Portiuncula University Hospital absence by Staff Category	Certified absence	Self-certified absence	Non Covid-19 absence	Covid-19 absence	Total absence rate	% Non Covid-19 absence	% Covid-19 absence
Portiuncula University Hospital	1.4%	1.3%	2.7%	0.2%	2.9%	94.0%	6.0%
Medical & Dental	0.0%	0.1%	0.1%	0.0%	0.1%	100.0%	0.0%
Nursing & Midwifery	1.9%	2.2%	4.1%	0.1%	4.2%	98.3%	1.7%
Health & Social Care Professionals	0.0%	0.0%	0.0%	0.8%	0.8%	0.0%	100.0%
Management & Administrative	0.0%	0.3%	0.3%	0.3%	0.6%	47.1%	52.9%
General Support	1.8%	1.2%	2.9%	0.3%	3.2%	90.1%	9.9%
Patient & Client Care	4.5%	3.0%	7.4%	0.0%	7.4%	100.0%	0.0%

September 2023

Sligo University Hospital absence by Staff Category	Certified absence	Self-certified absence	Non Covid-19 absence	Covid-19 absence	Total absence rate	% Non Covid-19 absence	% Covid-19 absence
Sligo University Hospital	5.6%	0.5%	6.2%	1.4%	7.5%	81.9%	18.1%
Medical & Dental	2.3%	0.5%	2.8%	0.3%	3.0%	91.0%	9.0%
Nursing & Midwifery	6.5%	0.7%	7.2%	1.6%	8.8%	81.9%	18.1%
Health & Social Care Professionals	3.1%	0.3%	3.4%	1.2%	4.6%	74.4%	25.6%
Management & Administrative	5.0%	0.5%	5.5%	0.9%	6.4%	86.2%	13.8%
General Support	7.7%	0.6%	8.3%	1.7%	10.0%	83.0%	17.0%
Patient & Client Care	7.7%	0.5%	8.2%	2.4%	10.6%	77.2%	22.8%

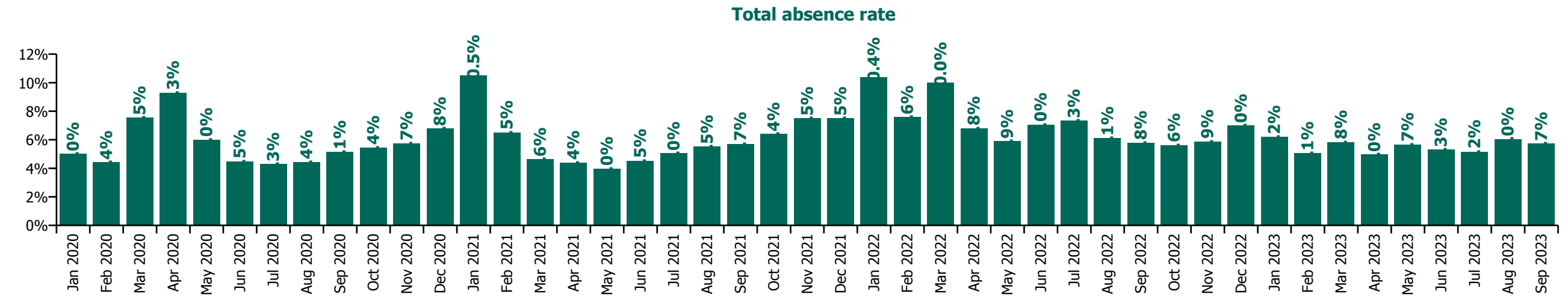
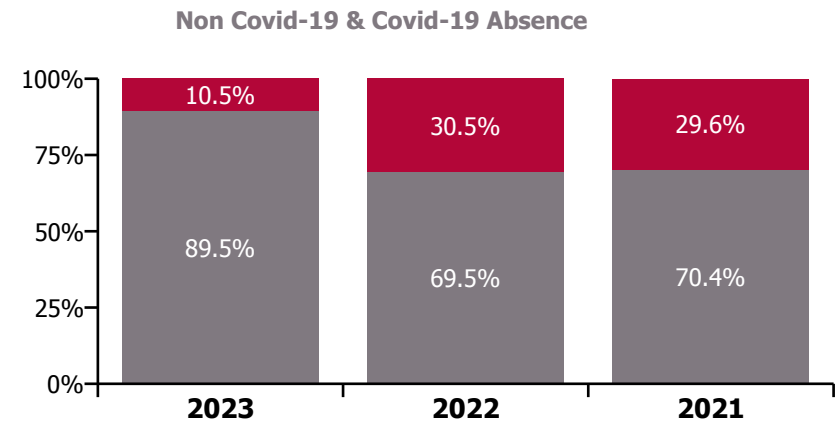
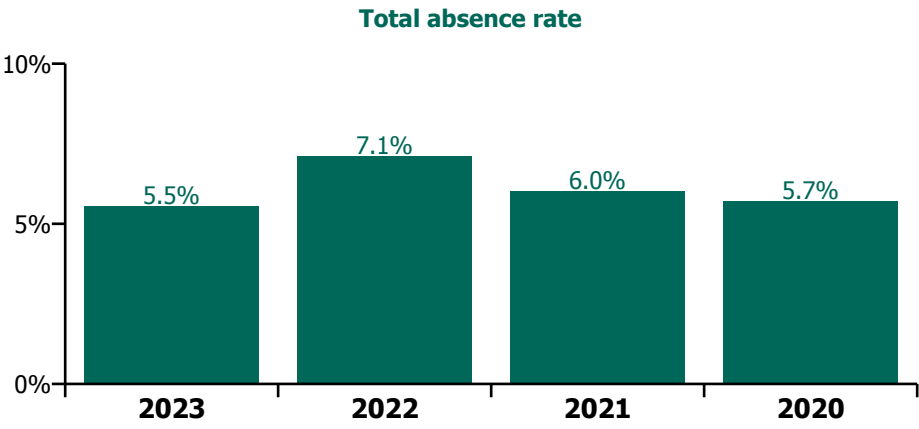
Saolta University Hospital Care Group

Year/ month	Medical & Dental	Nursing & Midwifery	Health & Social Care Professionals	Management & Administrative	General Support	Patient & Client Care	Certified absence	Self-certified absence	Non Covid-19 absence	Covid-19 absence	Total absence rate
2023	1.3%	6.8%	4.5%	4.5%	7.2%	8.3%	4.1%	0.9%	5.0%	0.6%	5.5%
Sep 2023	1.4%	7.2%	4.2%	4.7%	7.1%	8.9%	4.1%	0.8%	4.9%	0.8%	5.7%
Aug 2023	1.5%	7.1%	4.6%	5.8%	7.6%	9.2%	4.3%	0.9%	5.2%	0.9%	6.0%
Jul 2023	1.0%	6.2%	4.4%	4.5%	6.6%	7.7%	4.0%	0.8%	4.8%	0.4%	5.2%
Jun 2023	1.2%	6.5%	4.3%	3.9%	7.1%	8.0%	4.1%	0.8%	4.9%	0.4%	5.3%
May 2023	1.1%	7.2%	5.1%	4.0%	7.0%	8.5%	4.2%	0.9%	5.1%	0.6%	5.7%
Apr 2023	1.2%	6.4%	3.6%	3.0%	6.3%	8.0%	3.6%	0.8%	4.5%	0.5%	5.0%
Mar 2023	1.4%	7.2%	4.7%	4.5%	7.1%	9.3%	4.1%	1.2%	5.3%	0.5%	5.8%
Feb 2023	1.1%	6.2%	4.1%	4.5%	6.6%	6.5%	3.8%	0.8%	4.6%	0.4%	5.1%
Jan 2023	1.3%	7.2%	5.3%	5.5%	9.2%	8.8%	4.4%	1.0%	5.4%	0.8%	6.2%
2022	1.9%	8.6%	6.1%	6.3%	9.0%	10.0%	4.0%	0.9%	4.9%	2.2%	7.1%
Dec 2022	1.2%	8.1%	6.2%	6.4%	10.5%	9.7%	4.7%	1.2%	5.9%	1.1%	7.0%
Nov 2022	1.1%	6.9%	4.6%	5.1%	8.3%	9.4%	3.7%	1.4%	5.1%	0.8%	5.9%
Oct 2022	1.5%	6.4%	4.6%	5.0%	7.8%	8.6%	3.9%	0.9%	4.8%	0.8%	5.6%
Sep 2022	1.5%	6.9%	4.6%	4.6%	8.0%	9.0%	4.1%	0.9%	5.0%	0.8%	5.8%
Aug 2022	2.3%	7.1%	4.7%	4.7%	8.5%	9.2%	4.3%	0.8%	5.1%	1.0%	6.1%
Jul 2022	1.6%	8.7%	6.2%	5.8%	9.6%	11.7%	4.2%	1.0%	5.1%	2.2%	7.3%
Jun 2022	1.8%	8.7%	5.7%	6.4%	8.7%	9.5%	4.0%	0.9%	5.0%	2.1%	7.0%
May 2022	1.5%	7.1%	4.9%	5.4%	6.4%	9.3%	4.0%	0.9%	5.0%	0.9%	5.9%
Apr 2022	1.6%	8.7%	5.3%	6.2%	7.3%	9.7%	4.0%	0.8%	4.8%	2.0%	6.8%
Mar 2022	2.5%	12.2%	10.5%	9.7%	11.0%	12.4%	4.0%	0.9%	4.9%	5.1%	10.0%
Feb 2022	2.4%	9.3%	6.9%	6.7%	9.3%	9.3%	3.6%	0.8%	4.5%	3.1%	7.6%
Jan 2022	3.5%	13.0%	8.7%	8.9%	12.2%	12.0%	3.5%	0.6%	4.2%	6.2%	10.4%
2021	1.9%	7.5%	4.1%	5.2%	7.6%	8.8%	3.5%	0.7%	4.2%	1.8%	6.0%
Dec 2021	2.1%	9.3%	6.4%	7.6%	9.3%	8.4%	3.7%	0.8%	4.5%	3.0%	7.5%
Nov 2021	2.2%	8.8%	6.6%	7.5%	9.0%	10.9%	4.2%	1.0%	5.2%	2.3%	7.5%
Oct 2021	1.7%	7.7%	4.6%	5.6%	7.8%	9.6%	3.9%	1.0%	4.9%	1.5%	6.4%
Sep 2021	1.7%	7.1%	4.0%	4.8%	7.6%	8.5%	3.6%	0.8%	4.4%	1.3%	5.7%
Aug 2021	1.4%	7.1%	3.9%	4.4%	6.4%	8.7%	3.6%	0.7%	4.3%	1.2%	5.5%
Jul 2021	1.1%	6.1%	4.3%	4.4%	6.7%	7.2%	3.5%	0.7%	4.2%	0.8%	5.0%
Jun 2021	1.1%	5.8%	3.2%	3.9%	6.0%	6.1%	3.3%	0.7%	3.9%	0.6%	4.5%

May 2021	1.1%	4.8%	2.6%	3.4%	5.4%	6.3%	2.8%	0.5%	3.3%	0.6%	4.0%
Apr 2021	1.7%	5.6%	2.1%	3.6%	5.9%	6.4%	3.1%	0.5%	3.6%	0.8%	4.4%
Mar 2021	1.5%	5.9%	2.6%	4.0%	5.7%	6.8%	3.2%	0.6%	3.7%	0.9%	4.6%
Feb 2021	2.1%	7.9%	3.4%	5.4%	8.8%	11.3%	3.4%	0.8%	4.2%	2.3%	6.5%
Jan 2021	4.8%	13.6%	5.6%	7.5%	12.1%	15.5%	3.7%	0.6%	4.4%	6.1%	10.5%
2020	1.9%	7.0%	4.4%	5.4%	7.0%	7.5%	3.7%	0.5%	4.2%	1.5%	5.7%
Dec 2020	2.5%	8.8%	4.1%	6.1%	7.7%	8.8%	4.0%	0.5%	4.5%	2.3%	6.8%
Nov 2020	1.8%	7.1%	4.3%	4.8%	8.3%	7.3%	3.6%	0.4%	4.1%	1.7%	5.7%
Oct 2020	1.3%	7.0%	4.6%	5.3%	6.5%	6.0%	3.4%	0.6%	4.0%	1.4%	5.4%
Sep 2020	1.1%	6.5%	4.7%	4.5%	6.8%	6.0%	3.6%	0.6%	4.2%	0.9%	5.1%
Aug 2020	1.1%	5.2%	3.6%	4.3%	7.1%	5.3%	3.4%	0.5%	3.9%	0.6%	4.4%
Jul 2020	0.8%	5.4%	3.1%	4.1%	5.7%	5.8%	3.2%	0.5%	3.6%	0.7%	4.3%
Jun 2020	1.3%	5.3%	3.1%	5.0%	5.7%	6.0%	3.1%	0.4%	3.5%	0.9%	4.5%
May 2020	2.3%	7.2%	4.0%	5.8%	6.5%	9.2%	3.4%	0.4%	3.9%	2.1%	6.0%
Apr 2020	5.0%	11.2%	6.5%	8.0%	9.2%	13.5%	4.1%	0.4%	4.5%	4.8%	9.3%
Mar 2020	4.1%	9.0%	6.7%	7.0%	8.3%	8.1%	4.0%	0.6%	4.6%	2.9%	7.5%
Feb 2020	1.3%	4.9%	3.2%	4.9%	6.0%	6.5%	3.7%	0.7%	4.4%		4.4%
Jan 2020	1.0%	5.9%	4.1%	5.0%	6.1%	7.7%	4.3%	0.7%	5.0%		5.0%

Saolta University Hospital Care Group

Year/ month	Galway University Hospitals	Letterkenn y University Hospital	Mayo University Hospital	Portiuncul a University Hospital	Roscomm on University Hospital	Sligo University Hospital	Acute Services absence rate	Certified absence	Self- certified absence	Non Covid-19 absence	Covid-19 absence	Total absence rate
2023	4.7%	7.5%	5.7%	2.7%	4.8%	6.8%	5.5%	4.1%	0.9%	5.0%	0.6%	5.5%
Sep 2023	4.7%	7.8%		2.9%		7.5%	5.7%	4.1%	0.8%	4.9%	0.8%	5.73%
Aug 2023	5.3%	7.6%	6.4%	2.7%	4.6%	7.9%	6.0%	4.3%	0.9%	5.2%	0.9%	6.04%
Jul 2023	4.5%	6.5%	5.9%	2.9%	4.6%	6.0%	5.2%	4.0%	0.8%	4.8%	0.4%	5.16%
Jun 2023	4.6%	6.9%	6.4%	2.2%	4.1%	6.5%	5.3%	4.1%	0.8%	4.9%	0.4%	5.29%
May 2023	5.1%	7.3%	6.0%	2.8%	5.2%	6.5%	5.7%	4.2%	0.9%	5.1%	0.6%	5.66%
Apr 2023	4.2%	7.3%	5.3%	1.9%	4.5%	6.1%	5.0%	3.6%	0.8%	4.5%	0.5%	4.96%
Mar 2023	4.8%	8.0%	5.2%	4.7%	5.2%	7.0%	5.8%	4.1%	1.2%	5.3%	0.5%	5.82%
Feb 2023	4.0%	7.3%	4.7%	1.1%	5.3%	6.2%	5.1%	3.8%	0.8%	4.6%	0.4%	5.05%
Jan 2023	5.6%	8.6%	5.8%	1.9%	5.4%	7.5%	6.2%	4.4%	1.0%	5.4%	0.8%	6.19%
2022	5.9%	9.9%	7.2%	3.1%	7.1%	8.9%	7.1%	4.0%	0.9%	4.9%	2.2%	7.1%
Dec 2022	6.1%	10.3%	6.0%	2.4%	6.9%	9.0%	7.0%	4.7%	1.2%	5.9%	1.1%	6.99%
Nov 2022	4.7%	8.5%	6.0%	2.4%	7.8%	6.9%	5.9%	3.7%	1.4%	5.1%	0.8%	5.86%
Oct 2022	4.4%	8.6%	5.2%	2.2%	5.1%	7.4%	5.6%	3.9%	0.9%	4.8%	0.8%	5.61%
Sep 2022	4.7%	8.2%	5.7%	1.6%	5.5%	7.9%	5.8%	4.1%	0.9%	5.0%	0.8%	5.79%
Aug 2022	4.7%	8.6%	7.0%	2.7%	4.3%	8.0%	6.1%	4.3%	0.8%	5.1%	1.0%	6.10%
Jul 2022	5.7%	10.0%	8.4%	4.4%	5.8%	9.4%	7.3%	4.2%	1.0%	5.1%	2.2%	7.32%
Jun 2022	5.3%	9.6%	8.9%	3.4%	6.4%	8.9%	7.0%	4.0%	0.9%	5.0%	2.1%	7.05%
May 2022	4.7%	8.0%	6.6%	2.2%	7.2%	7.4%	5.9%	4.0%	0.9%	5.0%	0.9%	5.89%
Apr 2022	5.8%	9.7%	6.7%	4.2%	6.3%	7.7%	6.8%	4.0%	0.8%	4.8%	2.0%	6.79%
Mar 2022	8.6%	13.4%	9.2%	4.3%	9.4%	13.1%	10.0%	4.0%	0.9%	4.9%	5.1%	10.01%
Feb 2022	6.4%	10.9%	6.8%	3.4%	7.2%	10.0%	7.6%	3.6%	0.8%	4.5%	3.1%	7.58%
Jan 2022	9.6%	13.7%	10.6%	4.0%	13.9%	10.8%	10.4%	3.5%	0.6%	4.2%	6.2%	10.35%
2021	4.9%	8.7%	6.6%	2.8%	4.3%	7.4%	6.0%	3.5%	0.7%	4.2%	1.8%	6.0%
Dec 2021	6.8%	11.0%	5.6%	4.1%	9.0%	8.2%	7.5%	3.7%	0.8%	4.5%	3.0%	7.48%
Nov 2021	6.7%	10.1%	7.4%	3.9%	7.0%	8.4%	7.5%	4.2%	1.0%	5.2%	2.3%	7.49%
Oct 2021	5.4%	8.9%	6.3%	3.8%	5.3%	7.5%	6.4%	3.9%	1.0%	4.9%	1.5%	6.39%
Sep 2021	4.8%	8.6%	5.9%	2.5%	3.1%	6.9%	5.7%	3.6%	0.8%	4.4%	1.3%	5.70%
Aug 2021	4.3%	8.3%	5.8%	2.9%	3.7%	7.0%	5.5%	3.6%	0.7%	4.3%	1.2%	5.50%
Jul 2021	3.8%	7.7%	5.9%	2.7%	2.8%	6.2%	5.0%	3.5%	0.7%	4.2%	0.8%	5.03%
Jun 2021	3.7%	6.3%	5.0%	2.6%	2.5%	5.5%	4.5%	3.3%	0.7%	3.9%	0.6%	4.52%
May 2021	3.1%	6.1%	4.8%	0.3%	2.4%	5.3%	4.0%	2.8%	0.5%	3.3%	0.6%	3.96%
Apr 2021	3.4%	6.9%	4.6%	2.4%	1.2%	5.6%	4.4%	3.1%	0.5%	3.6%	0.8%	4.39%
Mar 2021	3.5%	6.9%	5.8%	1.6%	2.7%	5.9%	4.6%	3.2%	0.6%	3.7%	0.9%	4.63%
Feb 2021	4.3%	9.3%	9.9%	2.3%	3.4%	9.3%	6.5%	3.4%	0.8%	4.2%	2.3%	6.49%
Jan 2021	8.5%	14.0%	13.2%	4.8%	9.0%	12.7%	10.5%	3.7%	0.6%	4.4%	6.1%	10.52%
2020	4.5%	8.0%	6.9%	3.5%	5.7%	6.4%	5.7%	3.7%	0.5%	4.2%	1.5%	5.7%
Dec 2020	5.5%	11.1%	6.0%	2.8%	6.1%	8.2%	6.8%	4.0%	0.5%	4.5%	2.3%	6.78%
Nov 2020	4.0%	10.5%	5.1%	3.4%	5.0%	6.8%	5.7%	3.6%	0.4%	4.1%	1.7%	5.74%
Oct 2020	4.5%	7.0%	6.3%	4.5%	4.5%	6.2%	5.4%	3.4%	0.6%	4.0%	1.4%	5.44%
Sep 2020	4.3%	6.7%	5.8%	3.2%	4.8%	5.9%	5.1%	3.6%	0.6%	4.2%	0.9%	5.12%
Aug 2020	3.6%	6.3%	4.4%	2.7%	3.8%	5.7%	4.4%	3.4%	0.5%	3.9%	0.6%	4.43%
Jul 2020	3.0%	6.3%	5.3%	2.8%	5.1%	5.0%	4.3%	3.2%	0.5%	3.6%	0.7%	4.28%
Jun 2020	3.6%	5.8%	6.0%	2.1%	5.0%	5.1%	4.5%	3.1%	0.4%	3.5%	0.9%	4.47%
May 2020	4.8%	7.0%	10.6%	3.3%	8.7%	5.3%	6.0%	3.4%	0.4%	3.9%	2.1%	5.98%
Apr 2020	6.3%	12.7%	16.2%	7.1%	13.9%	7.7%	9.3%	4.1%	0.4%	4.5%	4.8%	9.28%
Mar 2020	6.8%	10.9%	8.0%	4.7%	4.0%	8.4%	7.5%	4.0%	0.6%	4.6%	2.9%	7.53%
Feb 2020	3.4%	6.2%	4.7%	2.7%	4.3%	5.9%	4.4%	3.7%	0.7%	4.4%		4.40%
Jan 2020	4.2%	5.8%	4.6%	3.4%	5.5%	6.8%	5.0%	4.3%	0.7%	5.0%		5.00%



Saolta University Hospital Care Group

Year/ month	Health Service Executive	Acute Services absence rate	Certified absence	Self-certified absence	Non Covid-19 absence	Covid-19 absence	Total absence rate
2023	5.5%	5.5%	4.1%	0.9%	5.0%	0.6%	5.5%
Sep 2023	5.7%	5.7%	4.1%	0.8%	4.9%	0.8%	5.7%
Aug 2023	6.0%	6.0%	4.3%	0.9%	5.2%	0.9%	6.0%
Jul 2023	5.2%	5.2%	4.0%	0.8%	4.8%	0.4%	5.2%
Jun 2023	5.3%	5.3%	4.1%	0.8%	4.9%	0.4%	5.3%
May 2023	5.7%	5.7%	4.2%	0.9%	5.1%	0.6%	5.7%
Apr 2023	5.0%	5.0%	3.6%	0.8%	4.5%	0.5%	5.0%
Mar 2023	5.8%	5.8%	4.1%	1.2%	5.3%	0.5%	5.8%
Feb 2023	5.1%	5.1%	3.8%	0.8%	4.6%	0.4%	5.1%
Jan 2023	6.2%	6.2%	4.4%	1.0%	5.4%	0.8%	6.2%
2022	7.1%	7.1%	4.0%	0.9%	4.9%	2.2%	7.1%
Dec 2022	7.0%	7.0%	4.7%	1.2%	5.9%	1.1%	7.0%
Nov 2022	5.9%	5.9%	3.7%	1.4%	5.1%	0.8%	5.9%
Oct 2022	5.6%	5.6%	3.9%	0.9%	4.8%	0.8%	5.6%
Sep 2022	5.8%	5.8%	4.1%	0.9%	5.0%	0.8%	5.8%
Aug 2022	6.1%	6.1%	4.3%	0.8%	5.1%	1.0%	6.1%
Jul 2022	7.3%	7.3%	4.2%	1.0%	5.1%	2.2%	7.3%
Jun 2022	7.0%	7.0%	4.0%	0.9%	5.0%	2.1%	7.0%
May 2022	5.9%	5.9%	4.0%	0.9%	5.0%	0.9%	5.9%
Apr 2022	6.8%	6.8%	4.0%	0.8%	4.8%	2.0%	6.8%
Mar 2022	10.0%	10.0%	4.0%	0.9%	4.9%	5.1%	10.0%
Feb 2022	7.6%	7.6%	3.6%	0.8%	4.5%	3.1%	7.6%
Jan 2022	10.4%	10.4%	3.5%	0.6%	4.2%	6.2%	10.4%
2021	6.0%	6.0%	3.5%	0.7%	4.2%	1.8%	6.0%
Dec 2021	7.5%	7.5%	3.7%	0.8%	4.5%	3.0%	7.5%
Nov 2021	7.5%	7.5%	4.2%	1.0%	5.2%	2.3%	7.5%
Oct 2021	6.4%	6.4%	3.9%	1.0%	4.9%	1.5%	6.4%
Sep 2021	5.7%	5.7%	3.6%	0.8%	4.4%	1.3%	5.7%
Aug 2021	5.5%	5.5%	3.6%	0.7%	4.3%	1.2%	5.5%
Jul 2021	5.0%	5.0%	3.5%	0.7%	4.2%	0.8%	5.0%
Jun 2021	4.5%	4.5%	3.3%	0.7%	3.9%	0.6%	4.5%
May 2021	4.0%	4.0%	2.8%	0.5%	3.3%	0.6%	4.0%
Apr 2021	4.4%	4.4%	3.1%	0.5%	3.6%	0.8%	4.4%
Mar 2021	4.6%	4.6%	3.2%	0.6%	3.7%	0.9%	4.6%
Feb 2021	6.5%	6.5%	3.4%	0.8%	4.2%	2.3%	6.5%
Jan 2021	10.5%	10.5%	3.7%	0.6%	4.4%	6.1%	10.5%
2020	5.7%	5.7%	3.7%	0.5%	4.2%	1.5%	5.7%
Dec 2020	6.8%	6.8%	4.0%	0.5%	4.5%	2.3%	6.8%
Nov 2020	5.7%	5.7%	3.6%	0.4%	4.1%	1.7%	5.7%
Oct 2020	5.4%	5.4%	3.4%	0.6%	4.0%	1.4%	5.4%
Sep 2020	5.1%	5.1%	3.6%	0.6%	4.2%	0.9%	5.1%
Aug 2020	4.4%	4.4%	3.4%	0.5%	3.9%	0.6%	4.4%
Jul 2020	4.3%	4.3%	3.2%	0.5%	3.6%	0.7%	4.3%

Saolta University Hospital Care Group

Year/ month	Health Service Executive	Acute Services absence rate	Certified absence	Self-certified absence	Non Covid-19 absence	Covid-19 absence	Total absence rate
Jun 2020	4.5%	4.5%	3.1%	0.4%	3.5%	0.9%	4.5%
May 2020	6.0%	6.0%	3.4%	0.4%	3.9%	2.1%	6.0%
Apr 2020	9.3%	9.3%	4.1%	0.4%	4.5%	4.8%	9.3%
Mar 2020	7.5%	7.5%	4.0%	0.6%	4.6%	2.9%	7.5%
Feb 2020	4.4%	4.4%	3.7%	0.7%	4.4%		4.4%
Jan 2020	5.0%	5.0%	4.3%	0.7%	5.0%		5.0%
2019	4.6%	4.6%	3.9%	0.7%	4.6%		4.6%
Dec 2019	4.9%	4.9%	4.0%	0.9%	4.9%		4.9%
Nov 2019	4.8%	4.8%	4.0%	0.8%	4.8%		4.8%
Oct 2019	4.8%	4.8%	4.1%	0.8%	4.8%		4.8%
Sep 2019	4.6%	4.6%	3.9%	0.7%	4.6%		4.6%
Aug 2019	4.6%	4.6%	4.1%	0.5%	4.6%		4.6%
Jul 2019	4.8%	4.8%	4.2%	0.6%	4.8%		4.8%
Jun 2019	4.3%	4.3%	3.5%	0.8%	4.3%		4.3%
May 2019	4.3%	4.3%	3.6%	0.7%	4.3%		4.3%
Apr 2019	4.2%	4.2%	3.6%	0.6%	4.2%		4.2%
Mar 2019	4.0%	4.0%	3.4%	0.6%	4.0%		4.0%
Feb 2019	4.7%	4.7%	3.8%	0.9%	4.7%		4.7%
Jan 2019	5.2%	5.2%	4.4%	0.9%	5.2%		5.2%
2018	4.3%	4.3%	3.7%	0.6%	4.3%		4.3%
Dec 2018	4.4%	4.4%	3.7%	0.7%	4.4%		4.4%
Nov 2018	4.4%	4.4%	3.7%	0.7%	4.4%		4.4%
Oct 2018	4.6%	4.6%	3.9%	0.7%	4.6%		4.6%
Sep 2018	4.1%	4.1%	3.4%	0.7%	4.1%		4.1%
Aug 2018	4.2%	4.2%	3.6%	0.6%	4.2%		4.2%
Jul 2018	4.2%	4.2%	3.7%	0.5%	4.2%		4.2%
Jun 2018	3.8%	3.8%	3.3%	0.5%	3.8%		3.8%
May 2018	4.1%	4.1%	3.5%	0.6%	4.1%		4.1%
Apr 2018	4.2%	4.2%	3.6%	0.6%	4.2%		4.2%
Mar 2018	4.2%	4.2%	3.6%	0.6%	4.2%		4.2%
Feb 2018	4.3%	4.3%	3.6%	0.7%	4.3%		4.3%
Jan 2018	5.2%	5.2%	4.3%	0.9%	5.2%		5.2%

