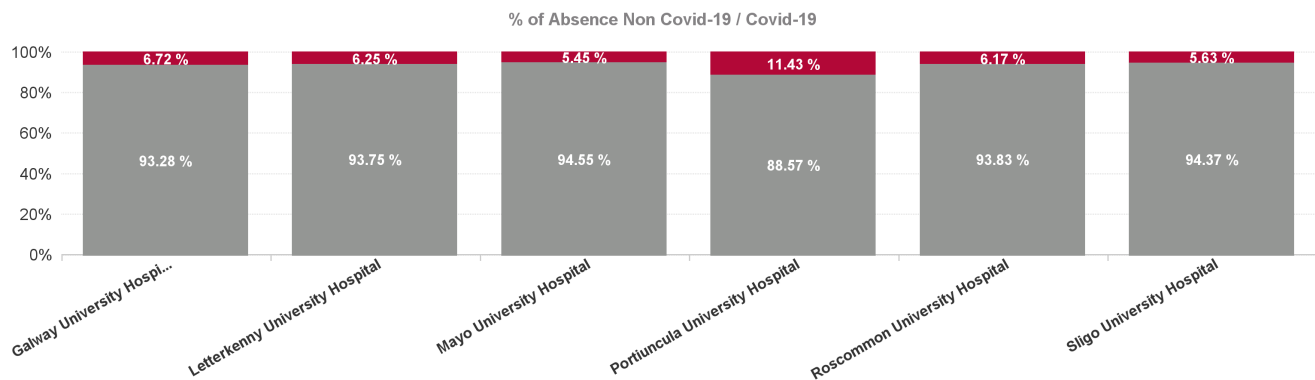
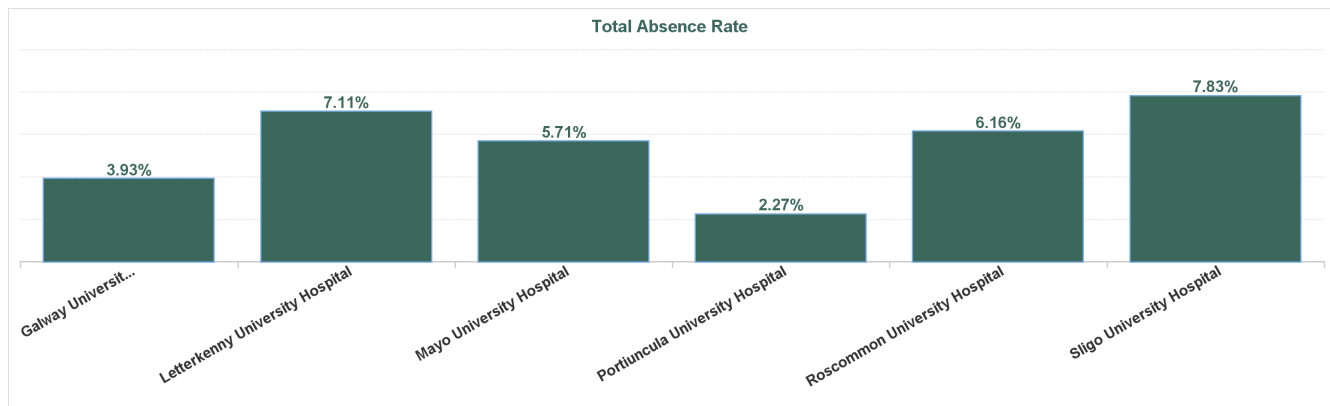


February 2024

Health Service Absence Rate - by Staff Category: Feb 2024	Certified absence	Self-certified absence	Non Covid-19 absence	Covid-19 absence	Total absence rate	% Non Covid-19 absence	% Covid-19 absence
Saolta University Hospital Care	4.12%	0.86%	4.98%	0.34%	5.31%	93.68%	6.32%
Medical & Dental	0.80%	0.26%	1.06%	0.10%	1.16%	91.46%	8.54%
Nursing & Midwifery	4.56%	1.25%	5.81%	0.39%	6.20%	93.69%	6.31%
Health & Social Care Professionals	3.03%	0.58%	3.61%	0.30%	3.91%	92.31%	7.69%
Management & Administrative	3.68%	0.51%	4.19%	0.18%	4.37%	95.84%	4.16%
General Support	6.53%	0.84%	7.37%	0.35%	7.72%	95.52%	4.48%
Patient & Client Care	7.19%	1.01%	8.20%	0.73%	8.93%	91.84%	8.16%

Health Service Absence Rate - by Care Group: Feb 2024	Certified absence	Self-certified absence	Non Covid-19 absence	Covid-19 absence	Total absence rate	% Non Covid-19 absence	% Covid-19 absence
Saolta University Hospital Care	4.12%	0.86%	4.98%	0.34%	5.31%	93.68%	6.32%
Galway University Hospitals	2.89%	0.78%	3.67%	0.26%	3.93%	93.28%	6.72%
Letterkenny University Hospital	6.01%	0.65%	6.66%	0.44%	7.11%	93.75%	6.25%
Mayo University Hospital	4.08%	1.32%	5.40%	0.31%	5.71%	94.55%	5.45%
Portluncula University Hospital	0.80%	1.20%	2.01%	0.26%	2.27%	88.57%	11.43%
Roscommon University Hospital	4.65%	1.13%	5.78%	0.38%	6.16%	93.83%	6.17%
Sligo University Hospital	6.75%	0.64%	7.39%	0.44%	7.83%	94.37%	5.63%

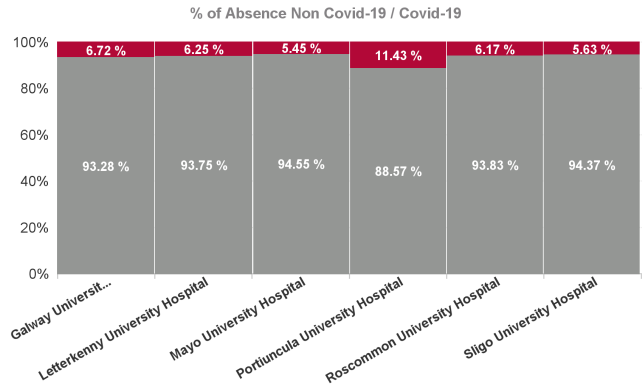
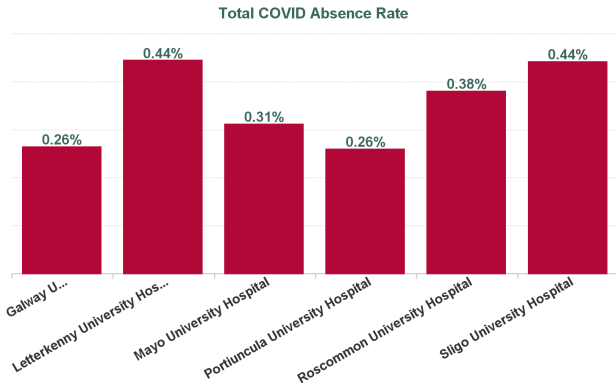


February 2024

Health Service Absence Rate - by Hospital : Feb 2024	Certified absence	Self-certified absence	Non Covid-19 absence	Covid-19 absence	Total absence rate	Medical & Dental	Nursing & Midwifery	Health & Social Care Professionals	Management & Administrative	General Support	Patient & Client Care
Saolta University Hospital Care Group	4.12%	0.86%	4.98%	0.34%	5.31%	1.16%	6.20%	3.91%	4.37%	7.72%	8.93%
Galway University Hospitals	2.89%	0.78%	3.67%	0.26%	3.93%	0.26%	5.07%	3.00%	3.90%	3.98%	8.38%
Letterkenny University Hospital	6.01%	0.65%	6.66%	0.44%	7.11%	3.36%	7.81%	5.08%	5.74%	7.28%	11.09%
Mayo University Hospital	4.08%	1.32%	5.40%	0.31%	5.71%	0.92%	7.13%	5.83%	4.84%	5.98%	7.37%
Portlincula University Hospital	0.80%	1.20%	2.01%	0.26%	2.27%	0.20%	3.48%	0.45%	0.83%	2.77%	4.05%
Roscommon University Hospital	4.65%	1.13%	5.78%	0.38%	6.16%	6.05%	6.05%	6.84%	4.17%	10.58%	1.83%
Sligo University Hospital	6.75%	0.64%	7.39%	0.44%	7.83%	2.07%	8.16%	5.38%	5.77%	14.05%	12.19%

February 2024

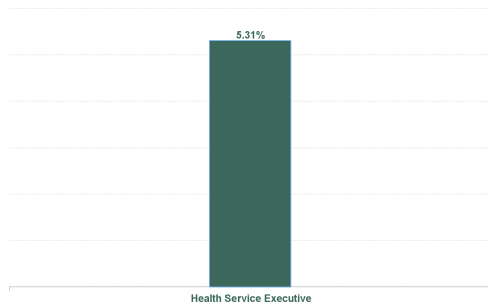
Health Service Absence Rate - by Staff Category & Hospital: Feb 2024	Non Covid-19 absence	Covid-19 absence	Total absence rate	Medical & Dental	Nursing & Midwifery	Health & Social Care Professionals	Management & Administrative	General Support	Patient & Client Care
Saolta University Hospital Care Group	4.98%	0.34%	0.34%	0.10%	0.39%	0.30%	0.18%	0.35%	0.73%
Galway University Hospitals	3.67%	0.26%	3.93%	0.00%	0.30%	0.27%	0.33%	0.16%	0.64%
Letterkenny University Hospital	6.66%	0.44%	7.11%	0.42%	0.46%	0.58%	0.09%	0.21%	0.91%
Mayo University Hospital	5.40%	0.31%	5.71%	0.07%	0.41%	0.17%	0.12%	0.00%	0.72%
Portluncula University Hospital	2.01%	0.26%	2.27%	0.09%	0.20%	0.36%	0.00%	0.27%	1.07%
Roscommon University Hospital	5.78%	0.38%	6.16%	0.00%	0.72%	0.00%	0.00%	0.40%	0.00%
Sligo University Hospital	7.39%	0.44%	7.83%	0.16%	0.53%	0.25%	0.10%	0.81%	0.66%



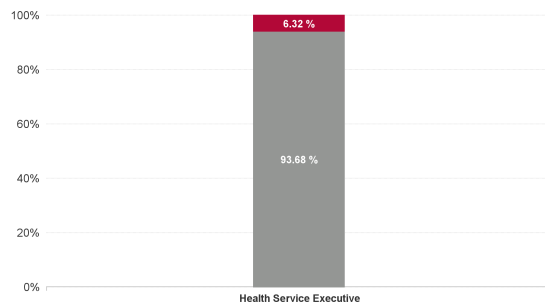
February 2024

Health Service Absence Rate - by Admin - Feb 2024	Certified absence	Self-certified absence	Non Covid-19 absence	Covid-19 absence	Total absence rate	Medical & Dental	Nursing & Midwifery	Health & Social Care Professionals	Management & Administrative	General Support	Patient & Client Care
Saolta University Hospital Care Group	4.12%	0.86%	4.98%	0.34%	5.31%	1.16%	6.20%	3.91%	4.37%	7.72%	8.93%
Galway University Hospitals	2.89%	0.78%	3.67%	0.26%	3.93%	0.26%	5.07%	3.00%	3.90%	3.98%	8.38%
Letterkenny University Hospital	6.01%	0.65%	6.66%	0.44%	7.11%	3.36%	7.81%	5.08%	5.74%	7.28%	11.09%
Mayo University Hospital	4.08%	1.32%	5.40%	0.31%	5.71%	0.92%	7.13%	5.83%	4.84%	5.98%	7.37%
Portiuncula University Hospital	0.80%	1.20%	2.01%	0.26%	2.27%	0.20%	3.48%	0.45%	0.83%	2.77%	4.05%
Roscommon University Hospital	4.65%	1.13%	5.78%	0.38%	6.16%	6.05%	6.05%	6.84%	4.17%	10.58%	1.83%
Sligo University Hospital	6.75%	0.64%	7.39%	0.44%	7.83%	2.07%	8.16%	5.38%	5.77%	14.05%	12.19%
Health Service Executive	4.12%	0.86%	4.98%	0.34%	5.31%	1.16%	6.20%	3.91%	4.37%	7.72%	8.93%

Total Absence Rate



Non Covid-19 & Covid-19 Absence



Health Service Absence Rate - by Staff Category: Feb 2024	Certified absence	Self-certified absence	Non Covid-19 absence	Covid-19 absence	Total absence rate	% Non Covid-19 absence	% Covid-19 absence
Galway University Hospitals	2.89%	0.78%	3.67%	0.26%	3.93%	93.28%	6.72%
Medical & Dental	0.07%	0.20%	0.26%	0.00%	0.26%	100.00%	0.00%
Nursing & Midwifery	3.58%	1.19%	4.76%	0.30%	5.07%	94.00%	6.00%
Health & Social Care Professionals	2.13%	0.60%	2.72%	0.27%	3.00%	90.86%	9.14%
Management & Administrative	3.07%	0.51%	3.57%	0.33%	3.90%	91.63%	8.37%
General Support	3.13%	0.69%	3.82%	0.16%	3.98%	95.89%	4.11%
Patient & Client Care	6.81%	0.94%	7.75%	0.64%	8.38%	92.42%	7.58%

Health Service Absence Rate - by Staff Category: Feb 2024	Certified absence	Self-certified absence	Non Covid-19 absence	Covid-19 absence	Total absence rate	% Non Covid-19 absence	% Covid-19 absence
Letterkenny University Hospital	6.01%	0.65%	6.66%	0.44%	7.11%	93.75%	6.25%
Medical & Dental	2.54%	0.40%	2.94%	0.42%	3.36%	87.47%	12.53%
Nursing & Midwifery	6.51%	0.84%	7.35%	0.46%	7.81%	94.06%	5.94%
Health & Social Care Professionals	4.09%	0.40%	4.50%	0.58%	5.08%	88.50%	11.50%
Management & Administrative	5.15%	0.50%	5.65%	0.09%	5.74%	98.36%	1.64%
General Support	6.45%	0.63%	7.07%	0.21%	7.28%	97.14%	2.86%
Patient & Client Care	9.44%	0.74%	10.18%	0.91%	11.09%	91.82%	8.18%

--	--	--	--	--	--	--	--

Health Service Absence Rate - by Staff Category: Feb 2024	Certified absence	Self-certified absence	Non Covid-19 absence	Covid-19 absence	Total absence rate	% Non Covid-19 absence	% Covid-19 absence
Mayo University Hospital	4.08%	1.32%	5.40%	0.31%	5.71%	94.55%	5.45%
Medical & Dental	0.55%	0.30%	0.85%	0.07%	0.92%	92.85%	7.15%
Nursing & Midwifery	5.12%	1.60%	6.72%	0.41%	7.13%	94.22%	5.78%
Health & Social Care Professionals	4.73%	0.93%	5.66%	0.17%	5.83%	97.10%	2.90%
Management & Administrative	3.81%	0.91%	4.72%	0.12%	4.84%	97.61%	2.39%
General Support	3.53%	2.45%	5.98%	0.00%	5.98%	100.00%	0.00%
Patient & Client Care	4.70%	1.96%	6.65%	0.72%	7.37%	90.28%	9.72%

Health Service Absence Rate - by Staff Category: Feb 2024	Certified absence	Self-certified absence	Non Covid-19 absence	Covid-19 absence	Total absence rate	% Non Covid-19 absence	% Covid-19 absence
Portiuncula University Hospital	0.80%	1.20%	2.01%	0.26%	2.27%	88.57%	11.43%
Medical & Dental	0.00%	0.11%	0.11%	0.09%	0.20%	56.27%	43.73%
Nursing & Midwifery	1.03%	2.24%	3.27%	0.20%	3.48%	94.13%	5.87%
Health & Social Care Professionals	0.00%	0.09%	0.09%	0.36%	0.45%	20.00%	80.00%
Management & Administrative	0.70%	0.13%	0.83%	0.00%	0.83%	100.00%	0.00%
General Support	1.15%	1.35%	2.50%	0.27%	2.77%	90.19%	9.81%

Patient & Client Care	1.89%	1.09%	2.98%	1.07%	4.05%	73.51%	26.49%

Health Service Absence Rate - by Staff Category: Feb 2024	Certified absence	Self-certified absence	Non Covid-19 absence	Covid-19 absence	Total absence rate	% Non Covid-19 absence	% Covid-19 absence
Roscommon University Hospital	4.65%	1.13%	5.78%	0.38%	6.16%	93.83%	6.17%
Medical & Dental	5.41%	0.64%	6.05%	0.00%	6.05%	100.00%	0.00%
Nursing & Midwifery	3.72%	1.61%	5.33%	0.72%	6.05%	88.11%	11.89%
Health & Social Care Professionals	5.69%	1.15%	6.84%	0.00%	6.84%	100.00%	0.00%
Management & Administrative	4.05%	0.13%	4.17%	0.00%	4.17%	100.00%	0.00%
General Support	9.17%	1.01%	10.18%	0.40%	10.58%	96.23%	3.77%
Patient & Client Care	0.65%	1.17%	1.83%	0.00%	1.83%	100.00%	0.00%

Health Service Absence Rate - by Staff Category: Feb 2024	Certified absence	Self-certified absence	Non Covid-19 absence	Covid-19 absence	Total absence rate	% Non Covid-19 absence	% Covid-19 absence
Sligo University Hospital	6.75%	0.64%	7.39%	0.44%	7.83%	94.37%	5.63%
Medical & Dental	1.58%	0.34%	1.91%	0.16%	2.07%	92.37%	7.63%
Nursing & Midwifery	6.79%	0.84%	7.63%	0.53%	8.16%	93.48%	6.52%
Health & Social Care Professionals	4.55%	0.58%	5.13%	0.25%	5.38%	95.34%	4.66%
Management & Administrative	5.12%	0.55%	5.67%	0.10%	5.77%	98.28%	1.72%

General Support	12.68%	0.56%	13.24%	0.81%	14.05%	94.21%	5.79%
Patient & Client Care	10.93%	0.59%	11.53%	0.66%	12.19%	94.58%	5.42%

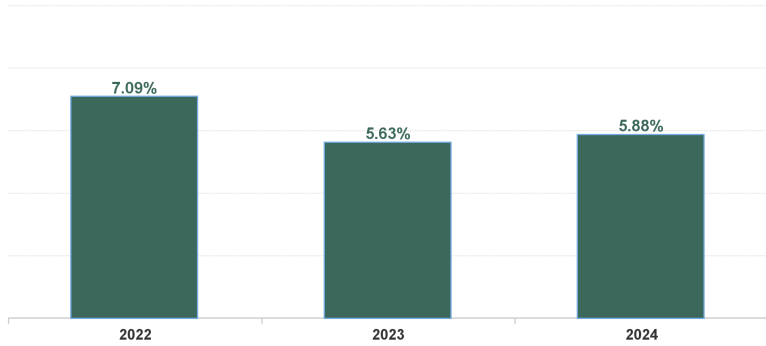
Year / Month	Certified absence	Self-certified absence	Non Covid-19 absence	Covid-19 absence	Total absence rate	Medical & Dental	Nursing & Midwifery	Health & Social Care Professionals	Management & Administrative	General Support	Patient & Client Care
Feb 2024	4.12%	0.86%	4.98%	0.34%	5.31%	1.16%	6.20%	3.91%	4.37%	7.72%	8.93%
Jan 2024	4.67%	1.15%	5.81%	0.61%	6.43%	1.03%	7.53%	5.46%	5.55%	9.24%	10.02%
2024	4.40%	1.00%	5.40%	0.48%	5.88%	1.09%	6.87%	4.70%	4.97%	8.50%	9.49%
Dec 2023	4.37%	1.12%	5.50%	0.58%	6.07%	1.64%	7.20%	5.20%	4.56%	7.79%	9.76%
Nov 2023	4.29%	0.95%	5.23%	0.52%	5.75%	1.48%	6.81%	4.84%	4.69%	7.66%	8.96%
Oct 2023	3.89%	1.35%	5.23%	0.51%	5.74%	1.33%	7.05%	4.20%	4.87%	7.39%	8.77%
Sep 2023	4.11%	0.84%	4.95%	0.75%	5.70%	1.44%	7.09%	4.22%	4.67%	7.04%	8.72%
Aug 2023	4.31%	0.85%	5.16%	0.88%	6.04%	1.53%	7.12%	4.64%	5.80%	7.58%	9.21%
Jul 2023	3.96%	0.82%	4.78%	0.37%	5.16%	1.01%	6.22%	4.39%	4.48%	6.61%	7.75%
Jun 2023	4.15%	0.77%	4.92%	0.37%	5.29%	1.21%	6.49%	4.30%	3.88%	7.12%	8.04%
May 2023	4.21%	0.90%	5.10%	0.56%	5.66%	1.11%	7.18%	5.09%	3.95%	6.96%	8.48%
Apr 2023	3.63%	0.83%	4.46%	0.50%	4.96%	1.16%	6.36%	3.62%	3.03%	6.35%	7.95%
Mar 2023	4.12%	1.17%	5.29%	0.53%	5.82%	1.37%	7.16%	4.71%	4.46%	7.11%	9.34%
Feb 2023	3.83%	0.81%	4.64%	0.41%	5.05%	1.13%	6.24%	4.05%	4.51%	6.65%	6.53%
Jan 2023	4.39%	0.98%	5.37%	0.82%	6.19%	1.32%	7.16%	5.34%	5.49%	9.19%	8.79%
2023	4.11%	0.95%	5.06%	0.57%	5.63%	1.32%	6.85%	4.56%	4.54%	7.29%	8.55%
Dec 2022	4.67%	1.21%	5.88%	1.11%	6.99%	1.18%	8.10%	6.21%	6.41%	10.54%	9.73%
Nov 2022	3.66%	1.40%	5.07%	0.80%	5.86%	1.13%	6.88%	4.56%	5.11%	8.32%	9.44%
Oct 2022	3.88%	0.90%	4.78%	0.83%	5.61%	1.54%	6.42%	4.63%	5.02%	7.76%	8.58%
Sep 2022	4.13%	0.86%	4.99%	0.80%	5.79%	1.50%	6.91%	4.59%	4.64%	8.02%	8.97%
Aug 2022	4.27%	0.78%	5.05%	1.05%	6.10%	2.34%	7.08%	4.71%	4.71%	8.51%	9.22%
Jul 2022	4.19%	0.96%	5.15%	2.17%	7.32%	1.59%	8.72%	6.17%	5.75%	9.61%	11.69%
Jun 2022	4.03%	0.92%	4.96%	2.09%	7.05%	1.79%	8.69%	5.75%	6.44%	8.72%	9.52%
May 2022	4.03%	0.94%	4.97%	0.91%	5.89%	1.51%	7.13%	4.90%	5.43%	6.38%	9.30%
Apr 2022	3.99%	0.82%	4.81%	1.98%	6.79%	1.57%	8.71%	5.34%	6.17%	7.30%	9.74%
Mar 2022	3.97%	0.91%	4.88%	5.12%	10.01%	2.46%	12.20%	10.46%	9.72%	10.96%	12.40%
Feb 2022	3.64%	0.82%	4.46%	3.12%	7.58%	2.40%	9.30%	6.93%	6.72%	9.31%	9.32%
Jan 2022	3.50%	0.65%	4.15%	6.13%	10.28%	3.50%	13.01%	8.66%	8.93%	12.20%	12.03%
2022	4.00%	0.93%	4.93%	2.16%	7.09%	1.87%	8.57%	6.09%	6.25%	8.97%	9.98%
Dec 2021	3.69%	0.80%	4.49%	2.99%	7.48%	2.15%	9.26%	6.43%	7.55%	9.29%	8.40%
Nov 2021	4.15%	1.04%	5.20%	2.30%	7.49%	2.18%	8.78%	6.56%	7.49%	8.98%	10.88%
Oct 2021	3.91%	0.97%	4.89%	1.51%	6.39%	1.75%	7.75%	4.64%	5.58%	7.80%	9.62%
Sep 2021	3.59%	0.79%	4.38%	1.32%	5.70%	1.72%	7.09%	3.95%	4.78%	7.56%	8.47%
Aug 2021	3.60%	0.72%	4.31%	1.19%	5.50%	1.42%	7.07%	3.89%	4.43%	6.42%	8.66%
Jul 2021	3.55%	0.68%	4.23%	0.81%	5.03%	1.12%	6.14%	4.29%	4.39%	6.72%	7.21%
Jun 2021	3.27%	0.66%	3.93%	0.59%	4.52%	1.08%	5.79%	3.15%	3.94%	5.95%	6.13%
May 2021	2.80%	0.53%	3.33%	0.63%	3.96%	1.05%	4.83%	2.63%	3.36%	5.37%	6.29%
Apr 2021	3.14%	0.48%	3.62%	0.77%	4.39%	1.71%	5.55%	2.13%	3.55%	5.94%	6.41%
Mar 2021	3.18%	0.55%	3.73%	0.90%	4.63%	1.52%	5.92%	2.61%	3.99%	5.68%	6.83%
Feb 2021	3.40%	0.76%	4.16%	2.33%	6.49%	2.11%	7.86%	3.38%	5.40%	8.77%	11.32%
Jan 2021	3.74%	0.65%	4.39%	6.12%	10.52%	4.78%	13.59%	5.64%	7.51%	12.14%	15.46%
2021	3.51%	0.72%	4.23%	1.78%	6.01%	1.88%	7.47%	4.12%	5.17%	7.56%	8.80%

Year / Month	Certified absence	Self-certified absence	Non Covid-19 absence	Covid-19 absence	Total absence rate	Galway University Hospitals	Letterkenny University Hospital	Mayo University Hospital	Portiuncula University Hospital	Roscommon University Hospital	Sligo University Hospital	Saolta University Hospital Care Group
Feb 2024	4.12%	0.86%	4.98%	0.34%	5.31%	3.93%	7.11%	5.71%	2.27%	6.16%	7.83%	5.31%
Jan 2024	4.67%	1.15%	5.81%	0.61%	6.43%	5.18%	8.79%	6.98%	2.97%	6.19%	8.04%	6.43%
2024	4.40%	1.00%	5.40%	0.48%	5.88%	4.56%	7.99%	6.34%	2.62%	6.17%	7.94%	5.88%
Dec 2023	4.37%	1.12%	5.50%	0.58%	6.07%	4.50%	9.53%	5.65%	2.43%	6.43%	8.71%	6.07%
Nov 2023	4.29%	0.95%	5.23%	0.52%	5.75%	4.91%	7.27%	5.60%	2.63%	5.77%	7.71%	5.75%
Oct 2023	3.89%	1.35%	5.23%	0.51%	5.74%	4.65%	7.62%	6.08%	2.99%	6.00%	7.29%	5.74%
Sep 2023	4.11%	0.84%	4.95%	0.75%	5.70%	4.68%	7.78%	5.79%	2.88%	4.85%	7.55%	5.70%
Aug 2023	4.31%	0.85%	5.16%	0.88%	6.04%	5.28%	7.62%	6.36%	2.69%	4.58%	7.95%	6.04%
Jul 2023	3.96%	0.82%	4.78%	0.37%	5.16%	4.50%	6.51%	5.90%	2.92%	4.63%	6.01%	5.16%
Jun 2023	4.15%	0.77%	4.92%	0.37%	5.29%	4.56%	6.85%	6.36%	2.23%	4.07%	6.46%	5.29%
May 2023	4.21%	0.90%	5.10%	0.56%	5.66%	5.06%	7.30%	6.04%	2.76%	5.20%	6.51%	5.66%
Apr 2023	3.63%	0.83%	4.46%	0.50%	4.96%	4.16%	7.29%	5.32%	1.88%	4.50%	6.06%	4.96%
Mar 2023	4.12%	1.17%	5.29%	0.53%	5.82%	4.80%	7.97%	5.19%	4.73%	5.17%	7.02%	5.82%
Feb 2023	3.83%	0.81%	4.64%	0.41%	5.05%	4.02%	7.31%	4.67%	1.09%	5.26%	6.17%	5.05%
Jan 2023	4.39%	0.98%	5.37%	0.82%	6.19%	5.63%	8.60%	5.85%	1.89%	5.37%	7.48%	6.19%
2023	4.11%	0.95%	5.06%	0.57%	5.63%	4.73%	7.64%	5.74%	2.69%	5.16%	7.09%	5.63%
Dec 2022	4.67%	1.21%	5.88%	1.11%	6.99%	6.09%	10.27%	6.02%	2.38%	6.94%	8.99%	6.99%
Nov 2022	3.66%	1.40%	5.07%	0.80%	5.86%	4.66%	8.50%	6.04%	2.37%	7.81%	6.90%	5.86%
Oct 2022	3.88%	0.90%	4.78%	0.83%	5.61%	4.38%	8.62%	5.23%	2.22%	5.11%	7.45%	5.61%
Sep 2022	4.13%	0.86%	4.99%	0.80%	5.79%	4.69%	8.24%	5.71%	1.62%	5.54%	7.91%	5.79%
Aug 2022	4.27%	0.78%	5.05%	1.05%	6.10%	4.74%	8.65%	6.99%	2.73%	4.29%	8.00%	6.10%
Jul 2022	4.19%	0.96%	5.15%	2.17%	7.32%	5.72%	9.96%	8.43%	4.42%	5.81%	9.41%	7.32%
Jun 2022	4.03%	0.92%	4.96%	2.09%	7.05%	5.35%	9.56%	8.89%	3.39%	6.41%	8.94%	7.05%
May 2022	4.03%	0.94%	4.97%	0.91%	5.89%	4.72%	8.00%	6.56%	2.18%	7.16%	7.38%	5.89%
Apr 2022	3.99%	0.82%	4.81%	1.98%	6.79%	5.78%	9.71%	6.75%	4.22%	6.28%	7.68%	6.79%
Mar 2022	3.97%	0.91%	4.88%	5.12%	10.01%	8.64%	13.39%	9.18%	4.33%	9.43%	13.13%	10.01%
Feb 2022	3.64%	0.82%	4.46%	3.12%	7.58%	6.38%	10.88%	6.81%	3.37%	7.21%	10.02%	7.58%
Jan 2022	3.50%	0.65%	4.15%	6.13%	10.28%	9.58%	13.72%	10.60%	3.23%	13.92%	10.77%	10.28%
2022	4.00%	0.93%	4.93%	2.16%	7.09%	5.89%	9.93%	7.25%	3.03%	7.10%	8.89%	7.09%
Dec 2021	3.69%	0.80%	4.49%	2.99%	7.48%	6.81%	10.99%	5.62%	4.08%	8.96%	8.16%	7.48%
Nov 2021	4.15%	1.04%	5.20%	2.30%	7.49%	6.70%	10.10%	7.44%	3.92%	7.00%	8.38%	7.49%
Oct 2021	3.91%	0.97%	4.89%	1.51%	6.39%	5.37%	8.91%	6.35%	3.83%	5.26%	7.51%	6.39%
Sep 2021	3.59%	0.79%	4.38%	1.32%	5.70%	4.84%	8.58%	5.85%	2.54%	3.14%	6.90%	5.70%
Aug 2021	3.60%	0.72%	4.31%	1.19%	5.50%	4.25%	8.31%	5.80%	2.92%	3.74%	7.02%	5.50%
Jul 2021	3.55%	0.68%	4.23%	0.81%	5.03%	3.78%	7.66%	5.86%	2.69%	2.79%	6.24%	5.03%
Jun 2021	3.27%	0.66%	3.93%	0.59%	4.52%	3.74%	6.30%	5.00%	2.58%	2.54%	5.52%	4.52%
May 2021	2.80%	0.53%	3.33%	0.63%	3.96%	3.08%	6.11%	4.78%	0.32%	2.42%	5.33%	3.96%
Apr 2021	3.14%	0.48%	3.62%	0.77%	4.39%	3.44%	6.93%	4.58%	2.40%	1.18%	5.58%	4.39%
Mar 2021	3.18%	0.55%	3.73%	0.90%	4.63%	3.50%	6.88%	5.75%	1.59%	2.67%	5.94%	4.63%
Feb 2021	3.40%	0.76%	4.16%	2.33%	6.49%	4.26%	9.33%	9.90%	2.31%	3.36%	9.32%	6.49%

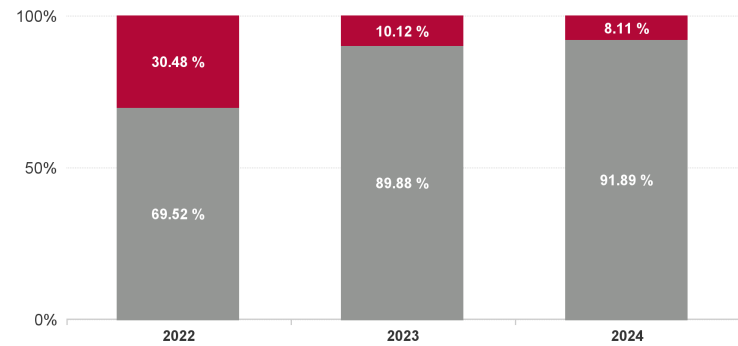
Jan 2021	3.74%	0.65%	4.39%	6.12%	10.52%
2021	3.51%	0.72%	4.23%	1.78%	6.01%

8.53%	14.03%	13.16%	4.79%	9.00%	12.74%	10.52%
4.85%	8.68%	6.64%	2.83%	4.31%	7.39%	6.01%

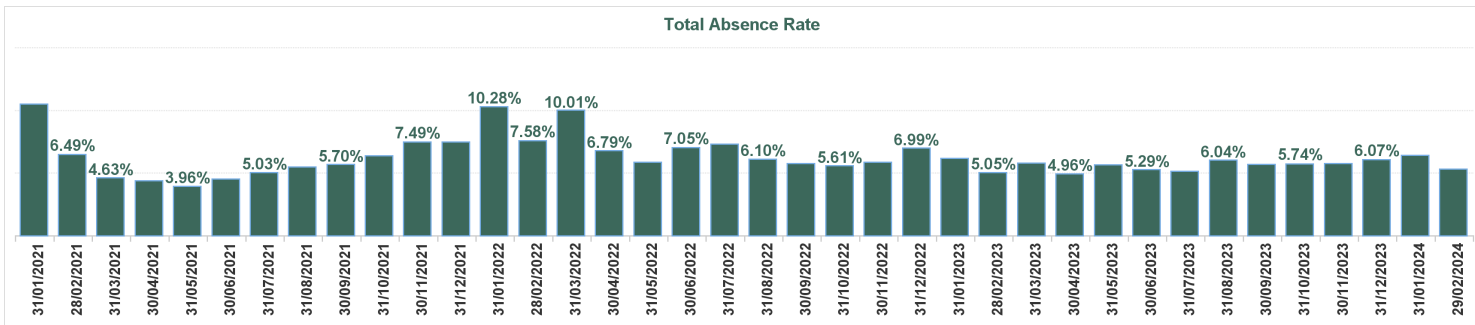
Total Absence Rate



% of Absence Non Covid-19 / Covid-19



Total Absence Rate



Year / Month	Certified absence	Self-certified absence	Non Covid-19 absence	Covid-19 absence	Total absence rate	Health Service Executive	Saolta University Hospital Care Group
Feb 2024	4.12%	0.86%	4.98%	0.34%	5.31%	5.31%	5.31%
Jan 2024	4.67%	1.15%	5.81%	0.61%	6.43%	6.43%	6.43%
2024	4.40%	1.00%	5.40%	0.48%	5.88%	5.88%	5.88%
Dec 2023	4.37%	1.12%	5.50%	0.58%	6.07%	6.07%	6.07%
Nov 2023	4.29%	0.95%	5.23%	0.52%	5.75%	5.75%	5.75%
Oct 2023	3.89%	1.35%	5.23%	0.51%	5.74%	5.74%	5.74%
Sep 2023	4.11%	0.84%	4.95%	0.75%	5.70%	5.70%	5.70%
Aug 2023	4.31%	0.85%	5.16%	0.88%	6.04%	6.04%	6.04%
Jul 2023	3.96%	0.82%	4.78%	0.37%	5.16%	5.16%	5.16%
Jun 2023	4.15%	0.77%	4.92%	0.37%	5.29%	5.29%	5.29%
May 2023	4.21%	0.90%	5.10%	0.56%	5.66%	5.66%	5.66%
Apr 2023	3.63%	0.83%	4.46%	0.50%	4.96%	4.96%	4.96%
Mar 2023	4.12%	1.17%	5.29%	0.53%	5.82%	5.82%	5.82%
Feb 2023	3.83%	0.81%	4.64%	0.41%	5.05%	5.05%	5.05%
Jan 2023	4.39%	0.98%	5.37%	0.82%	6.19%	6.19%	6.19%
2023	4.11%	0.95%	5.06%	0.57%	5.63%	5.63%	5.63%
Dec 2022	4.67%	1.21%	5.88%	1.11%	6.99%	6.99%	6.99%
Nov 2022	3.66%	1.40%	5.07%	0.80%	5.86%	5.86%	5.86%
Oct 2022	3.88%	0.90%	4.78%	0.83%	5.61%	5.61%	5.61%
Sep 2022	4.13%	0.86%	4.99%	0.80%	5.79%	5.79%	5.79%
Aug 2022	4.27%	0.78%	5.05%	1.05%	6.10%	6.10%	6.10%
Jul 2022	4.19%	0.96%	5.15%	2.17%	7.32%	7.32%	7.32%
Jun 2022	4.03%	0.92%	4.96%	2.09%	7.05%	7.05%	7.05%
May 2022	4.03%	0.94%	4.97%	0.91%	5.89%	5.89%	5.89%
Apr 2022	3.99%	0.82%	4.81%	1.98%	6.79%	6.79%	6.79%
Mar 2022	3.97%	0.91%	4.88%	5.12%	10.01%	10.01%	10.01%
Feb 2022	3.64%	0.82%	4.46%	3.12%	7.58%	7.58%	7.58%
Jan 2022	3.50%	0.65%	4.15%	6.13%	10.28%	10.28%	10.28%
2022	4.00%	0.93%	4.93%	2.16%	7.09%	7.09%	7.09%
Dec 2021	3.69%	0.80%	4.49%	2.99%	7.48%	7.48%	7.48%
Nov 2021	4.15%	1.04%	5.20%	2.30%	7.49%	7.49%	7.49%
Oct 2021	3.91%	0.97%	4.89%	1.51%	6.39%	6.39%	6.39%
Sep 2021	3.59%	0.79%	4.38%	1.32%	5.70%	5.70%	5.70%
Aug 2021	3.60%	0.72%	4.31%	1.19%	5.50%	5.50%	5.50%
Jul 2021	3.55%	0.68%	4.23%	0.81%	5.03%	5.03%	5.03%
Jun 2021	3.27%	0.66%	3.93%	0.59%	4.52%	4.52%	4.52%
May 2021	2.80%	0.53%	3.33%	0.63%	3.96%	3.96%	3.96%
Apr 2021	3.14%	0.48%	3.62%	0.77%	4.39%	4.39%	4.39%
Mar 2021	3.18%	0.55%	3.73%	0.90%	4.63%	4.63%	4.63%
Feb 2021	3.40%	0.76%	4.16%	2.33%	6.49%	6.49%	6.49%
Jan 2021	3.74%	0.65%	4.39%	6.12%	10.52%	10.52%	10.52%
2021	3.51%	0.72%	4.23%	1.78%	6.01%	6.01%	6.01%

Total Absence Rate

