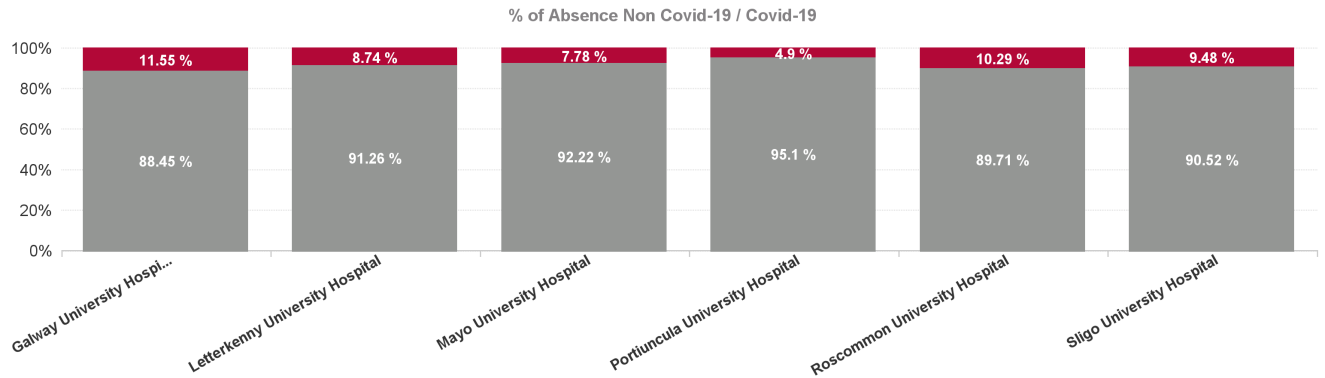
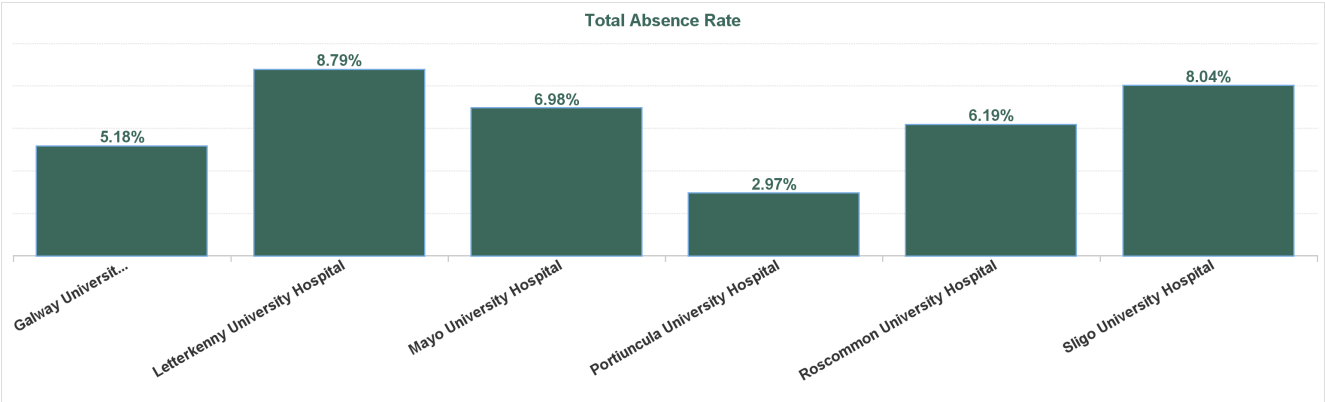


January 2024

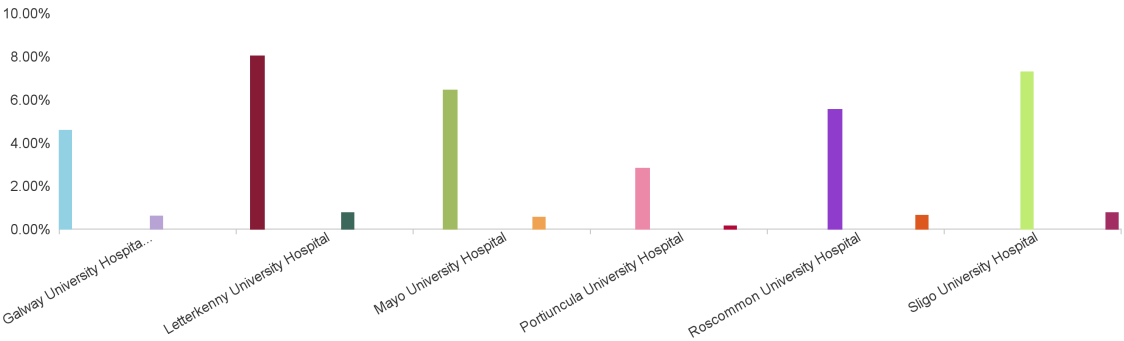
Health Service Absence Rate - by Staff Category: Jan 2024	Certified absence	Self- certified absence	Non Covid-19 absence	Covid-19 absence	Total absence rate	% Non Covid-19 absence	% Covid-19 absence
Saolta	4.67%	1.15%	5.81%	0.61%	6.43%	90.45%	9.55%
Medical & Dental	0.48%	0.40%	0.89%	0.14%	1.03%	86.31%	13.69%
Nursing & Midwifery	5.21%	1.67%	6.88%	0.65%	7.53%	91.41%	8.59%
Health & Social Care Professionals	3.68%	0.92%	4.60%	0.86%	5.46%	84.22%	15.78%
Management & Administrative	4.33%	0.58%	4.91%	0.63%	5.55%	88.56%	11.44%
General Support	7.66%	0.98%	8.64%	0.59%	9.24%	93.56%	6.44%
Patient & Client Care	7.70%	1.41%	9.11%	0.92%	10.02%	90.85%	9.15%

Health Service Absence Rate - by Care Group: Jan 2024	Certified absence	Self- certified absence	Non Covid-19 absence	Covid-19 absence	Total absence rate	% Non Covid-19 absence	% Covid-19 absence
Saolta	4.67%	1.15%	5.81%	0.61%	6.43%	90.45%	9.55%
Galway University Hospitals	3.42%	1.16%	4.58%	0.60%	5.18%	88.45%	11.55%
Letterkenny University Hospital	7.05%	0.97%	8.02%	0.77%	8.79%	91.26%	8.74%
Mayo University Hospital	4.89%	1.55%	6.44%	0.54%	6.98%	92.22%	7.78%
Portluncula University Hospital	1.35%	1.48%	2.83%	0.15%	2.97%	95.10%	4.90%
Roscommon University Hospital	4.13%	1.42%	5.55%	0.64%	6.19%	89.71%	10.29%
Sligo University Hospital	6.49%	0.79%	7.28%	0.76%	8.04%	90.52%	9.48%

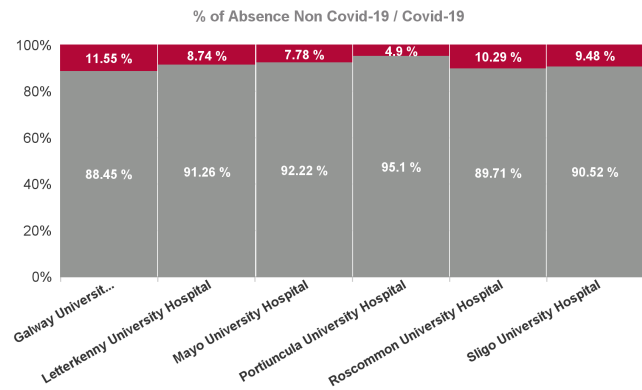
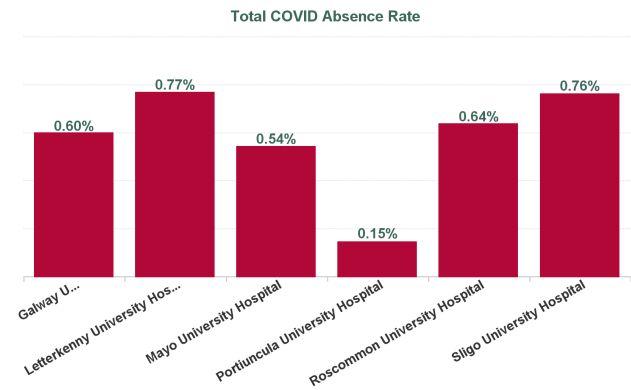


January 2024

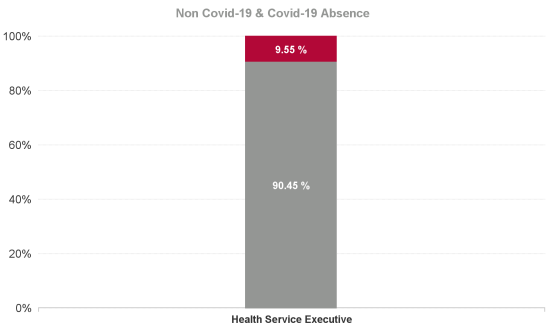
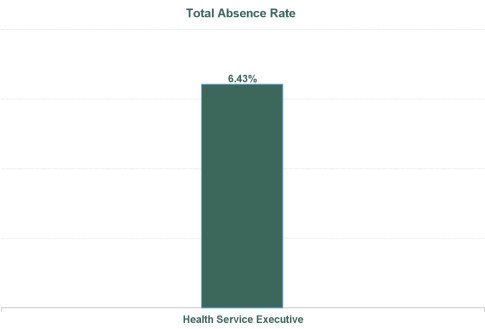
Health Service Absence Rate - by Hospital : Jan 2024	Certified absence	Self-certified absence	Non Covid-19 absence	Covid-19 absence	Total absence rate	Medical & Dental	Nursing & Midwifery	Health & Social Care Professionals	Management & Administrative	General Support	Patient & Client Care
Saolta University Hospital Care Group	4.67%	1.15%	5.81%	0.61%	6.43%	1.03%	7.53%	5.46%	5.55%	9.24%	10.02%
Galway University Hospitals	3.42%	1.16%	4.58%	0.60%	5.18%	0.30%	6.50%	5.06%	5.12%	6.11%	9.45%
Letterkenny University Hospital	7.05%	0.97%	8.02%	0.77%	8.79%	2.65%	10.07%	6.33%	7.76%	10.04%	12.06%
Mayo University Hospital	4.89%	1.55%	6.44%	0.54%	6.98%	1.58%	8.24%	8.87%	5.59%	12.59%	6.85%
Portlincula University Hospital	1.35%	1.48%	2.83%	0.15%	2.97%	0.12%	4.47%	0.43%	1.12%	3.20%	6.54%
Roscommon University Hospital	4.13%	1.42%	5.55%	0.64%	6.19%	0.73%	6.90%	7.45%	2.01%	10.56%	5.68%
Sligo University Hospital	6.49%	0.79%	7.28%	0.76%	8.04%	1.75%	8.46%	5.32%	7.21%	12.65%	13.13%



Health Service Absence Rate - by Staff Category & Hospital: Jan 2024	Non Covid-19 absence	Covid-19 absence	Total absence rate	Medical & Dental	Nursing & Midwifery	Health & Social Care Professionals	Management & Administrative	General Support	Patient & Client Care
Saolta University Hospital Care Group	5.81%	0.61%	0.61%	0.14%	0.65%	0.86%	0.63%	0.59%	0.92%
Galway University Hospitals	4.58%	0.60%	5.18%	0.06%	0.66%	0.73%	0.97%	0.40%	0.78%
Letterkenny University Hospital	8.02%	0.77%	8.79%	0.55%	0.87%	0.93%	0.38%	0.56%	1.18%
Mayo University Hospital	6.44%	0.54%	6.98%	0.17%	0.21%	1.60%	0.50%	1.19%	0.97%
Portluncula University Hospital	2.83%	0.15%	2.97%	0.00%	0.16%	0.26%	0.30%	0.13%	0.00%
Roscommon University Hospital	5.55%	0.64%	6.19%	0.00%	1.03%	0.71%	0.31%	0.00%	0.98%
Sligo University Hospital	7.28%	0.76%	8.04%	0.10%	0.89%	0.91%	0.46%	1.03%	1.12%



Health Service Absence Rate - by Admin - Jan 2024	Certified absence	Self-certified absence	Non Covid-19 absence	Covid-19 absence	Total absence rate	Medical & Dental	Nursing & Midwifery	Health & Social Care Professionals	Management & Administrative	General Support	Patient & Client Care
Saolta University Hospital Care Group	4.67%	1.15%	5.81%	0.61%	6.43%	1.03%	7.53%	5.46%	5.55%	9.24%	10.02%
Galway University Hospitals	3.42%	1.16%	4.58%	0.60%	5.18%	0.30%	6.50%	5.06%	5.12%	6.11%	9.45%
Letterkenny University Hospital	7.05%	0.97%	8.02%	0.77%	8.79%	2.65%	10.07%	6.33%	7.76%	10.04%	12.06%
Mayo University Hospital	4.89%	1.55%	6.44%	0.54%	6.98%	1.58%	8.24%	8.87%	5.59%	12.59%	6.85%
Portlincula University Hospital	1.35%	1.48%	2.83%	0.15%	2.97%	0.12%	4.47%	0.43%	1.12%	3.20%	6.54%
Roscommon University Hospital	4.13%	1.42%	5.55%	0.64%	6.19%	0.73%	6.90%	7.45%	2.01%	10.56%	5.68%
Sligo University Hospital	6.49%	0.79%	7.28%	0.76%	8.04%	1.75%	8.46%	5.32%	7.21%	12.65%	13.13%
Health Service Executive	4.67%	1.15%	5.81%	0.61%	6.43%	1.03%	7.53%	5.46%	5.55%	9.24%	10.02%



Health Service Absence Rate - by Staff Category: Jan 2024	Certified absence	Self-certified absence	Non Covid-19 absence	Covid-19 absence	Total absence rate	% Non Covid-19 absence	% Covid-19 absence
Galway University Hospitals	3.42%	1.16%	4.58%	0.60%	5.18%	88.45%	11.55%
Medical & Dental	0.01%	0.24%	0.24%	0.06%	0.30%	80.85%	19.15%
Nursing & Midwifery	4.17%	1.68%	5.84%	0.66%	6.50%	89.88%	10.12%
Health & Social Care Professionals	3.17%	1.16%	4.33%	0.73%	5.06%	85.54%	14.46%
Management & Administrative	3.56%	0.59%	4.15%	0.97%	5.12%	81.07%	18.93%
General Support	4.52%	1.19%	5.71%	0.40%	6.11%	93.47%	6.53%
Patient & Client Care	6.91%	1.77%	8.67%	0.78%	9.45%	91.76%	8.24%

Health Service Absence Rate - by Staff Category: Jan 2024	Certified absence	Self-certified absence	Non Covid-19 absence	Covid-19 absence	Total absence rate	% Non Covid-19 absence	% Covid-19 absence
Letterkenny University Hospital	7.05%	0.97%	8.02%	0.77%	8.79%	91.26%	8.74%
Medical & Dental	1.24%	0.86%	2.10%	0.55%	2.65%	79.19%	20.81%
Nursing & Midwifery	7.95%	1.25%	9.20%	0.87%	10.07%	91.36%	8.64%
Health & Social Care Professionals	4.57%	0.83%	5.40%	0.93%	6.33%	85.33%	14.67%
Management & Administrative	6.74%	0.65%	7.39%	0.38%	7.76%	95.12%	4.88%
General Support	8.80%	0.68%	9.48%	0.56%	10.04%	94.44%	5.56%
Patient & Client Care	9.84%	1.03%	10.88%	1.18%	12.06%	90.20%	9.80%

Health Service Absence Rate - by Staff Category: Jan 2024	Certified absence	Self-certified absence	Non Covid-19 absence	Covid-19 absence	Total absence rate	% Non Covid-19 absence	% Covid-19 absence
Mayo University Hospital	4.89%	1.55%	6.44%	0.54%	6.98%	92.22%	7.78%
Medical & Dental	0.98%	0.43%	1.41%	0.17%	1.58%	89.35%	10.65%
Nursing & Midwifery	5.70%	2.33%	8.03%	0.21%	8.24%	97.43%	2.57%
Health & Social Care Professionals	6.08%	1.19%	7.27%	1.60%	8.87%	81.98%	18.02%
Management & Administrative	4.30%	0.80%	5.09%	0.50%	5.59%	90.99%	9.01%
General Support	10.11%	1.29%	11.40%	1.19%	12.59%	90.55%	9.45%
Patient & Client Care	4.44%	1.43%	5.87%	0.97%	6.85%	85.78%	14.22%
Health Service Absence Rate - by Staff Category: Jan 2024	Certified absence	Self-certified absence	Non Covid-19 absence	Covid-19 absence	Total absence rate	% Non Covid-19 absence	% Covid-19 absence
Portiuncula University Hospital	1.35%	1.48%	2.83%	0.15%	2.97%	95.10%	4.90%
Medical & Dental	0.00%	0.12%	0.12%	0.00%	0.12%	100.00%	0.00%
Nursing & Midwifery	1.91%	2.39%	4.31%	0.16%	4.47%	96.38%	3.62%
Health & Social Care Professionals	0.00%	0.17%	0.17%	0.26%	0.43%	40.00%	60.00%
Management & Administrative	0.76%	0.07%	0.83%	0.30%	1.12%	73.53%	26.47%
General Support	1.48%	1.59%	3.07%	0.13%	3.20%	95.80%	4.20%

Patient & Client Care	3.42%	3.12%	6.54%	0.00%	6.54%	100.00%	0.00%

Health Service Absence Rate - by Staff Category: Jan 2024	Certified absence	Self-certified absence	Non Covid-19 absence	Covid-19 absence	Total absence rate	% Non Covid-19 absence	% Covid-19 absence
Roscommon University Hospital	4.13%	1.42%	5.55%	0.64%	6.19%	89.71%	10.29%
Medical & Dental	0.00%	0.73%	0.73%	0.00%	0.73%	100.00%	0.00%
Nursing & Midwifery	3.70%	2.16%	5.86%	1.03%	6.90%	85.03%	14.97%
Health & Social Care Professionals	6.09%	0.66%	6.74%	0.71%	7.45%	90.46%	9.54%
Management & Administrative	1.00%	0.69%	1.69%	0.31%	2.01%	84.34%	15.66%
General Support	9.01%	1.55%	10.56%	0.00%	10.56%	100.00%	0.00%
Patient & Client Care	4.48%	0.23%	4.71%	0.98%	5.68%	82.82%	17.18%

Health Service Absence Rate - by Staff Category: Jan 2024	Certified absence	Self-certified absence	Non Covid-19 absence	Covid-19 absence	Total absence rate	% Non Covid-19 absence	% Covid-19 absence
Sligo University Hospital	6.49%	0.79%	7.28%	0.76%	8.04%	90.52%	9.48%
Medical & Dental	1.09%	0.56%	1.65%	0.10%	1.75%	94.40%	5.60%
Nursing & Midwifery	6.51%	1.06%	7.57%	0.89%	8.46%	89.46%	10.54%
Health & Social Care Professionals	3.86%	0.55%	4.41%	0.91%	5.32%	82.87%	17.13%
Management & Administrative	6.21%	0.55%	6.75%	0.46%	7.21%	93.63%	6.37%

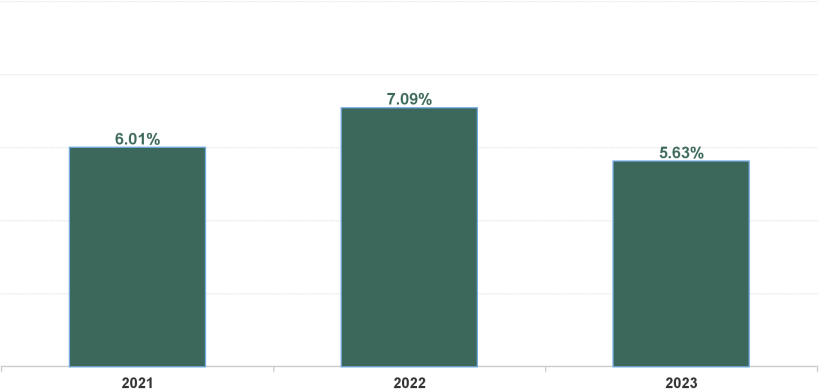
General Support	11.01%	0.61%	11.62%	1.03%	12.65%	91.84%	8.16%
Patient & Client Care	11.16%	0.85%	12.02%	1.12%	13.13%	91.50%	8.50%

Year / Month	Certified absence	Self-certified absence	Non Covid-19 absence	Covid-19 absence	Total absence rate	Medical & Dental	Nursing & Midwifery	Health & Social Care Professionals	Management & Administrative	General Support	Patient & Client Care
Jan 2024	4.67%	1.15%	5.81%	0.61%	6.43%	1.03%	7.53%	5.46%	5.55%	9.24%	10.02%
2024	4.67%	1.15%	5.81%	0.61%	6.43%	1.03%	7.53%	5.46%	5.55%	9.24%	10.02%
Dec 2023	4.37%	1.12%	5.50%	0.58%	6.07%	1.64%	7.20%	5.20%	4.56%	7.79%	9.76%
Nov 2023	4.29%	0.95%	5.23%	0.52%	5.75%	1.48%	6.81%	4.84%	4.69%	7.66%	8.96%
Oct 2023	3.89%	1.35%	5.23%	0.51%	5.74%	1.33%	7.05%	4.20%	4.87%	7.39%	8.77%
Sep 2023	4.11%	0.84%	4.95%	0.75%	5.70%	1.44%	7.09%	4.22%	4.67%	7.04%	8.72%
Aug 2023	4.31%	0.85%	5.16%	0.88%	6.04%	1.53%	7.12%	4.64%	5.80%	7.58%	9.21%
Jul 2023	3.96%	0.82%	4.78%	0.37%	5.16%	1.01%	6.22%	4.39%	4.48%	6.61%	7.75%
Jun 2023	4.15%	0.77%	4.92%	0.37%	5.29%	1.21%	6.49%	4.30%	3.88%	7.12%	8.04%
May 2023	4.21%	0.90%	5.10%	0.56%	5.66%	1.11%	7.18%	5.09%	3.95%	6.96%	8.48%
Apr 2023	3.63%	0.83%	4.46%	0.50%	4.96%	1.16%	6.36%	3.62%	3.03%	6.35%	7.95%
Mar 2023	4.12%	1.17%	5.29%	0.53%	5.82%	1.37%	7.16%	4.71%	4.46%	7.11%	9.34%
Feb 2023	3.83%	0.81%	4.64%	0.41%	5.05%	1.13%	6.24%	4.05%	4.51%	6.65%	6.53%
Jan 2023	4.39%	0.98%	5.37%	0.82%	6.19%	1.32%	7.16%	5.34%	5.49%	9.19%	8.79%
2023	4.11%	0.95%	5.06%	0.57%	5.63%	1.32%	6.85%	4.56%	4.54%	7.29%	8.55%
Dec 2022	4.67%	1.21%	5.88%	1.11%	6.99%	1.18%	8.10%	6.21%	6.41%	10.54%	9.73%
Nov 2022	3.66%	1.40%	5.07%	0.80%	5.86%	1.13%	6.88%	4.56%	5.11%	8.32%	9.44%
Oct 2022	3.88%	0.90%	4.78%	0.83%	5.61%	1.54%	6.42%	4.63%	5.02%	7.76%	8.58%
Sep 2022	4.13%	0.86%	4.99%	0.80%	5.79%	1.50%	6.91%	4.59%	4.64%	8.02%	8.97%
Aug 2022	4.27%	0.78%	5.05%	1.05%	6.10%	2.34%	7.08%	4.71%	4.71%	8.51%	9.22%
Jul 2022	4.19%	0.96%	5.15%	2.17%	7.32%	1.59%	8.72%	6.17%	5.75%	9.61%	11.69%
Jun 2022	4.03%	0.92%	4.96%	2.09%	7.05%	1.79%	8.69%	5.75%	6.44%	8.72%	9.52%
May 2022	4.03%	0.94%	4.97%	0.91%	5.89%	1.51%	7.13%	4.90%	5.43%	6.38%	9.30%
Apr 2022	3.99%	0.82%	4.81%	1.98%	6.79%	1.57%	8.71%	5.34%	6.17%	7.30%	9.74%
Mar 2022	3.97%	0.91%	4.88%	5.12%	10.01%	2.46%	12.20%	10.46%	9.72%	10.96%	12.40%
Feb 2022	3.64%	0.82%	4.46%	3.12%	7.58%	2.40%	9.30%	6.93%	6.72%	9.31%	9.32%
Jan 2022	3.50%	0.65%	4.15%	6.13%	10.28%	3.50%	13.01%	8.66%	8.93%	12.20%	12.03%
2022	4.00%	0.93%	4.93%	2.16%	7.09%	1.87%	8.57%	6.09%	6.25%	8.97%	9.98%
Dec 2021	3.69%	0.80%	4.49%	2.99%	7.48%	2.15%	9.26%	6.43%	7.55%	9.29%	8.40%
Nov 2021	4.15%	1.04%	5.20%	2.30%	7.49%	2.18%	8.78%	6.56%	7.49%	8.98%	10.88%
Oct 2021	3.91%	0.97%	4.89%	1.51%	6.39%	1.75%	7.75%	4.64%	5.58%	7.80%	9.62%
Sep 2021	3.59%	0.79%	4.38%	1.32%	5.70%	1.72%	7.09%	3.95%	4.78%	7.56%	8.47%
Aug 2021	3.60%	0.72%	4.31%	1.19%	5.50%	1.42%	7.07%	3.89%	4.43%	6.42%	8.66%
Jul 2021	3.55%	0.68%	4.23%	0.81%	5.03%	1.12%	6.14%	4.29%	4.39%	6.72%	7.21%
Jun 2021	3.27%	0.66%	3.93%	0.59%	4.52%	1.08%	5.79%	3.15%	3.94%	5.95%	6.13%
May 2021	2.80%	0.53%	3.33%	0.63%	3.96%	1.05%	4.83%	2.63%	3.36%	5.37%	6.29%
Apr 2021	3.14%	0.48%	3.62%	0.77%	4.39%	1.71%	5.55%	2.13%	3.55%	5.94%	6.41%
Mar 2021	3.18%	0.55%	3.73%	0.90%	4.63%	1.52%	5.92%	2.61%	3.99%	5.68%	6.83%
Feb 2021	3.40%	0.76%	4.16%	2.33%	6.49%	2.11%	7.86%	3.38%	5.40%	8.77%	11.32%
Jan 2021	3.74%	0.65%	4.39%	6.12%	10.52%	4.78%	13.59%	5.64%	7.51%	12.14%	15.46%
2021	3.51%	0.72%	4.23%	1.78%	6.01%	1.88%	7.47%	4.12%	5.17%	7.56%	8.80%

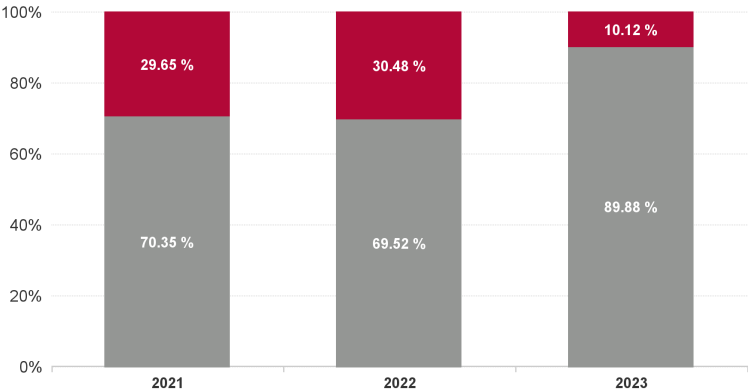
Year / Month	Certified absence	Self-certified absence	Non Covid-19 absence	Covid-19 absence	Total absence rate	Galway University Hospitals	Letterkenny University Hospital	Mayo University Hospital	Portiuncula University Hospital	Roscommon University Hospital	Sligo University Hospital	Saolta University Hospital Care Group
Jan 2024	4.67%	1.15%	5.81%	0.61%	6.43%	5.18%	8.79%	6.98%	2.97%	6.19%	8.04%	6.43%
2024	4.67%	1.15%	5.81%	0.61%	6.43%	5.18%	8.79%	6.98%	2.97%	6.19%	8.04%	6.43%
Dec 2023	4.37%	1.12%	5.50%	0.58%	6.07%	4.50%	9.53%	5.65%	2.43%	6.43%	8.71%	6.07%
Nov 2023	4.29%	0.95%	5.23%	0.52%	5.75%	4.91%	7.27%	5.60%	2.63%	5.77%	7.71%	5.75%
Oct 2023	3.89%	1.35%	5.23%	0.51%	5.74%	4.65%	7.62%	6.08%	2.99%	6.00%	7.29%	5.74%
Sep 2023	4.11%	0.84%	4.95%	0.75%	5.70%	4.68%	7.78%	5.79%	2.88%	4.85%	7.55%	5.70%
Aug 2023	4.31%	0.85%	5.16%	0.88%	6.04%	5.28%	7.62%	6.36%	2.69%	4.58%	7.95%	6.04%
Jul 2023	3.96%	0.82%	4.78%	0.37%	5.16%	4.50%	6.51%	5.90%	2.92%	4.63%	6.01%	5.16%
Jun 2023	4.15%	0.77%	4.92%	0.37%	5.29%	4.56%	6.85%	6.36%	2.23%	4.07%	6.46%	5.29%
May 2023	4.21%	0.90%	5.10%	0.56%	5.66%	5.06%	7.30%	6.04%	2.76%	5.20%	6.51%	5.66%
Apr 2023	3.63%	0.83%	4.46%	0.50%	4.96%	4.16%	7.29%	5.32%	1.88%	4.50%	6.06%	4.96%
Mar 2023	4.12%	1.17%	5.29%	0.53%	5.82%	4.80%	7.97%	5.19%	4.73%	5.17%	7.02%	5.82%
Feb 2023	3.83%	0.81%	4.64%	0.41%	5.05%	4.02%	7.31%	4.67%	1.09%	5.26%	6.17%	5.05%
Jan 2023	4.39%	0.98%	5.37%	0.82%	6.19%	5.63%	8.60%	5.85%	1.89%	5.37%	7.48%	6.19%
2023	4.11%	0.95%	5.06%	0.57%	5.63%	4.73%	7.64%	5.74%	2.69%	5.16%	7.09%	5.63%
Dec 2022	4.67%	1.21%	5.88%	1.11%	6.99%	6.09%	10.27%	6.02%	2.38%	6.94%	8.99%	6.99%
Nov 2022	3.66%	1.40%	5.07%	0.80%	5.86%	4.66%	8.50%	6.04%	2.37%	7.81%	6.90%	5.86%
Oct 2022	3.88%	0.90%	4.78%	0.83%	5.61%	4.38%	8.62%	5.23%	2.22%	5.11%	7.45%	5.61%
Sep 2022	4.13%	0.86%	4.99%	0.80%	5.79%	4.69%	8.24%	5.71%	1.62%	5.54%	7.91%	5.79%
Aug 2022	4.27%	0.78%	5.05%	1.05%	6.10%	4.74%	8.65%	6.99%	2.73%	4.29%	8.00%	6.10%
Jul 2022	4.19%	0.96%	5.15%	2.17%	7.32%	5.72%	9.96%	8.43%	4.42%	5.81%	9.41%	7.32%
Jun 2022	4.03%	0.92%	4.96%	2.09%	7.05%	5.35%	9.56%	8.89%	3.39%	6.41%	8.94%	7.05%
May 2022	4.03%	0.94%	4.97%	0.91%	5.89%	4.72%	8.00%	6.56%	2.18%	7.16%	7.38%	5.89%
Apr 2022	3.99%	0.82%	4.81%	1.98%	6.79%	5.78%	9.71%	6.75%	4.22%	6.28%	7.68%	6.79%
Mar 2022	3.97%	0.91%	4.88%	5.12%	10.01%	8.64%	13.39%	9.18%	4.33%	9.43%	13.13%	10.01%
Feb 2022	3.64%	0.82%	4.46%	3.12%	7.58%	6.38%	10.88%	6.81%	3.37%	7.21%	10.02%	7.58%
Jan 2022	3.50%	0.65%	4.15%	6.13%	10.28%	9.58%	13.72%	10.60%	3.23%	13.92%	10.77%	10.28%
2022	4.00%	0.93%	4.93%	2.16%	7.09%	5.89%	9.93%	7.25%	3.03%	7.10%	8.89%	7.09%
Dec 2021	3.69%	0.80%	4.49%	2.99%	7.48%	6.81%	10.99%	5.62%	4.08%	8.96%	8.16%	7.48%
Nov 2021	4.15%	1.04%	5.20%	2.30%	7.49%	6.70%	10.10%	7.44%	3.92%	7.00%	8.38%	7.49%
Oct 2021	3.91%	0.97%	4.89%	1.51%	6.39%	5.37%	8.91%	6.35%	3.83%	5.26%	7.51%	6.39%
Sep 2021	3.59%	0.79%	4.38%	1.32%	5.70%	4.84%	8.58%	5.85%	2.54%	3.14%	6.90%	5.70%
Aug 2021	3.60%	0.72%	4.31%	1.19%	5.50%	4.25%	8.31%	5.80%	2.92%	3.74%	7.02%	5.50%
Jul 2021	3.55%	0.68%	4.23%	0.81%	5.03%	3.78%	7.66%	5.86%	2.69%	2.79%	6.24%	5.03%
Jun 2021	3.27%	0.66%	3.93%	0.59%	4.52%	3.74%	6.30%	5.00%	2.58%	2.54%	5.52%	4.52%
May 2021	2.80%	0.53%	3.33%	0.63%	3.96%	3.08%	6.11%	4.78%	0.32%	2.42%	5.33%	3.96%
Apr 2021	3.14%	0.48%	3.62%	0.77%	4.39%	3.44%	6.93%	4.58%	2.40%	1.18%	5.58%	4.39%
Mar 2021	3.18%	0.55%	3.73%	0.90%	4.63%	3.50%	6.88%	5.75%	1.59%	2.67%	5.94%	4.63%
Feb 2021	3.40%	0.76%	4.16%	2.33%	6.49%	4.26%	9.33%	9.90%	2.31%	3.36%	9.32%	6.49%
Jan 2021	3.74%	0.65%	4.39%	6.12%	10.52%	8.53%	14.03%	13.16%	4.79%	9.00%	12.74%	10.52%

2021	3.51%	0.72%	4.23%	1.78%	6.01%	4.85%	8.68%	6.64%	2.83%	4.31%	7.39%	6.01%
------	-------	-------	-------	-------	-------	-------	-------	-------	-------	-------	-------	-------

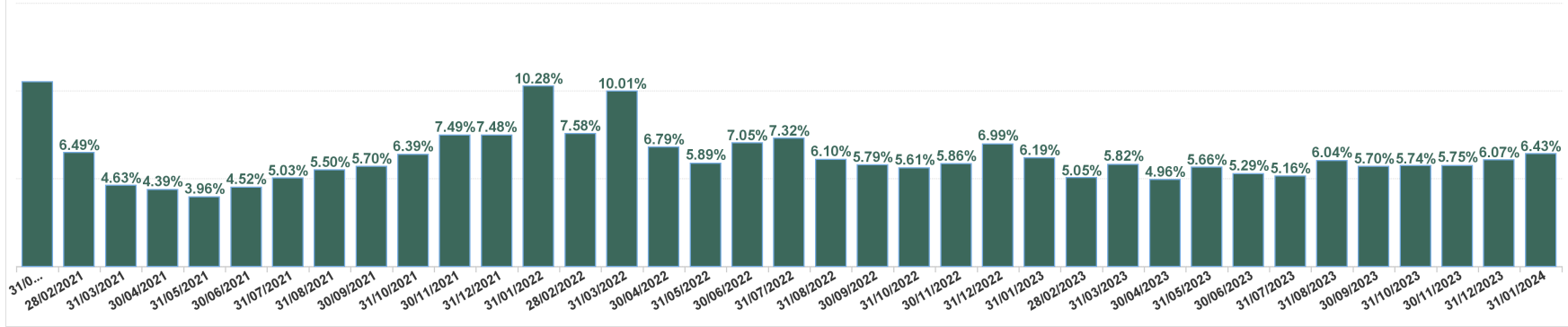
Total Absence Rate



% of Absence Non Covid-19 / Covid-19



Total Absence Rate



Year / Month	Certified absence	Self-certified absence	Non Covid-19 absence	Covid-19 absence	Total absence rate	Health Service Executive	Saolta University Hospital Care Group
Jan 2024	4.67%	1.15%	5.81%	0.61%	6.43%	6.43%	6.43%
2024	4.67%	1.15%	5.81%	0.61%	6.43%	6.43%	6.43%
Dec 2023	4.37%	1.12%	5.50%	0.58%	6.07%	6.07%	6.07%
Nov 2023	4.29%	0.95%	5.23%	0.52%	5.75%	5.75%	5.75%
Oct 2023	3.89%	1.35%	5.23%	0.51%	5.74%	5.74%	5.74%
Sep 2023	4.11%	0.84%	4.95%	0.75%	5.70%	5.70%	5.70%
Aug 2023	4.31%	0.85%	5.16%	0.88%	6.04%	6.04%	6.04%
Jul 2023	3.96%	0.82%	4.78%	0.37%	5.16%	5.16%	5.16%
Jun 2023	4.15%	0.77%	4.92%	0.37%	5.29%	5.29%	5.29%
May 2023	4.21%	0.90%	5.10%	0.56%	5.66%	5.66%	5.66%
Apr 2023	3.63%	0.83%	4.46%	0.50%	4.96%	4.96%	4.96%
Mar 2023	4.12%	1.17%	5.29%	0.53%	5.82%	5.82%	5.82%
Feb 2023	3.83%	0.81%	4.64%	0.41%	5.05%	5.05%	5.05%
Jan 2023	4.39%	0.98%	5.37%	0.82%	6.19%	6.19%	6.19%
2023	4.11%	0.95%	5.06%	0.57%	5.63%	5.63%	5.63%
Dec 2022	4.67%	1.21%	5.88%	1.11%	6.99%	6.99%	6.99%
Nov 2022	3.66%	1.40%	5.07%	0.80%	5.86%	5.86%	5.86%
Oct 2022	3.88%	0.90%	4.78%	0.83%	5.61%	5.61%	5.61%
Sep 2022	4.13%	0.86%	4.99%	0.80%	5.79%	5.79%	5.79%
Aug 2022	4.27%	0.78%	5.05%	1.05%	6.10%	6.10%	6.10%
Jul 2022	4.19%	0.96%	5.15%	2.17%	7.32%	7.32%	7.32%
Jun 2022	4.03%	0.92%	4.96%	2.09%	7.05%	7.05%	7.05%
May 2022	4.03%	0.94%	4.97%	0.91%	5.89%	5.89%	5.89%
Apr 2022	3.99%	0.82%	4.81%	1.98%	6.79%	6.79%	6.79%
Mar 2022	3.97%	0.91%	4.88%	5.12%	10.01%	10.01%	10.01%
Feb 2022	3.64%	0.82%	4.46%	3.12%	7.58%	7.58%	7.58%
Jan 2022	3.50%	0.65%	4.15%	6.13%	10.28%	10.28%	10.28%
2022	4.00%	0.93%	4.93%	2.16%	7.09%	7.09%	7.09%
Dec 2021	3.69%	0.80%	4.49%	2.99%	7.48%	7.48%	7.48%
Nov 2021	4.15%	1.04%	5.20%	2.30%	7.49%	7.49%	7.49%
Oct 2021	3.91%	0.97%	4.89%	1.51%	6.39%	6.39%	6.39%
Sep 2021	3.59%	0.79%	4.38%	1.32%	5.70%	5.70%	5.70%
Aug 2021	3.60%	0.72%	4.31%	1.19%	5.50%	5.50%	5.50%
Jul 2021	3.55%	0.68%	4.23%	0.81%	5.03%	5.03%	5.03%
Jun 2021	3.27%	0.66%	3.93%	0.59%	4.52%	4.52%	4.52%
May 2021	2.80%	0.53%	3.33%	0.63%	3.96%	3.96%	3.96%
Apr 2021	3.14%	0.48%	3.62%	0.77%	4.39%	4.39%	4.39%
Mar 2021	3.18%	0.55%	3.73%	0.90%	4.63%	4.63%	4.63%
Feb 2021	3.40%	0.76%	4.16%	2.33%	6.49%	6.49%	6.49%
Jan 2021	3.74%	0.65%	4.39%	6.12%	10.52%	10.52%	10.52%
2021	3.51%	0.72%	4.23%	1.78%	6.01%	6.01%	6.01%

