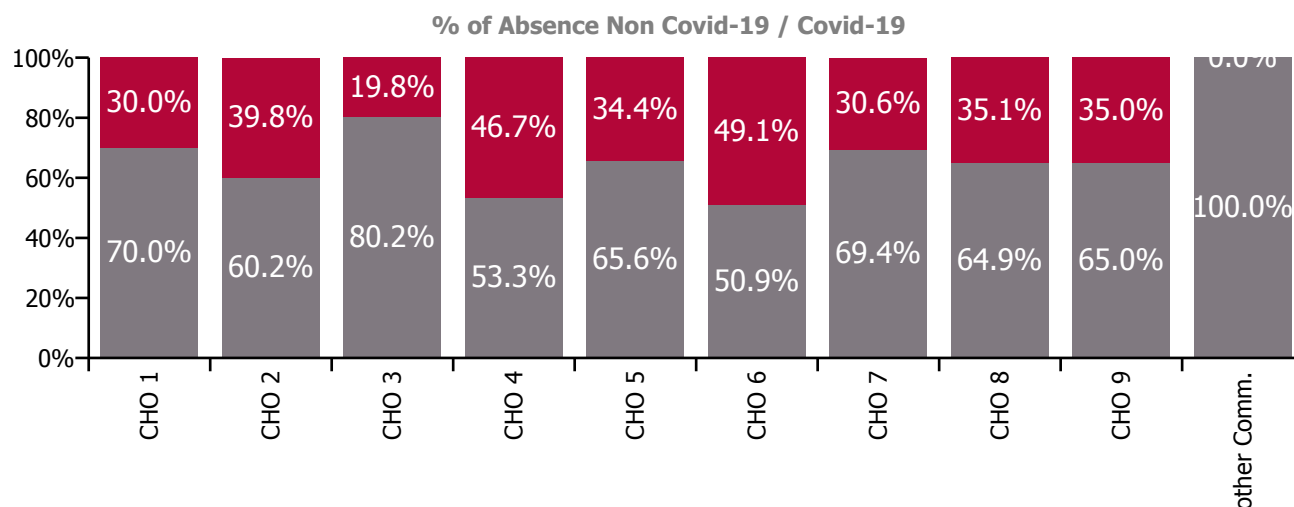
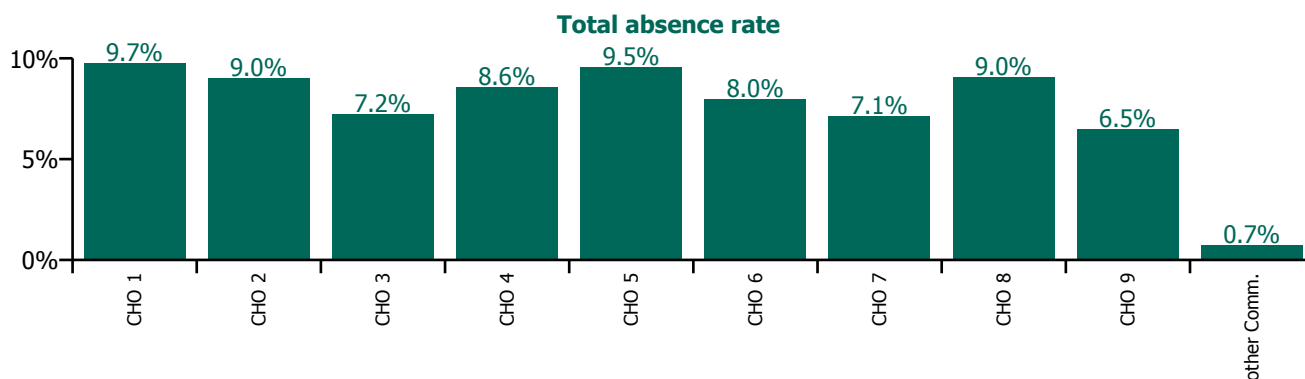


## February 2021

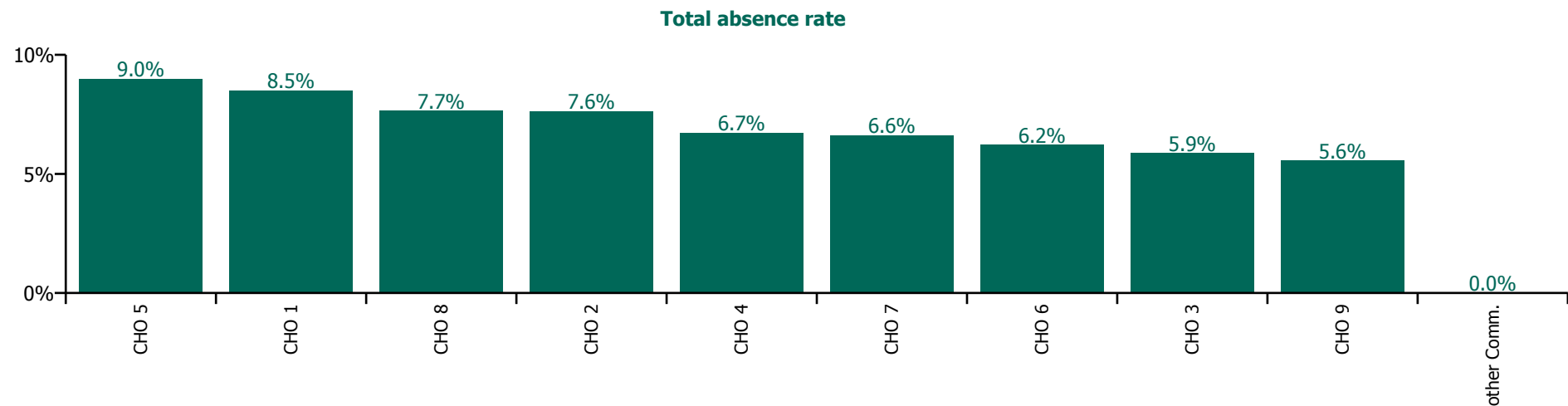
Health Service Absence Rate - by Staff Category: Feb 2021	Certified absence	Self-certified absence	Non Covid-19 absence	Covid-19 absence	Total absence rate	% Non Covid-19 absence	% Covid-19 absence
<b>Social Care</b>	<b>4.7%</b>	<b>0.5%</b>	<b>5.2%</b>	<b>2.9%</b>	<b>8.2%</b>	<b>64.2%</b>	<b>35.8%</b>
Medical & Dental	2.6%	0.0%	2.6%	0.4%	3.0%	86.8%	13.2%
Nursing & Midwifery	5.0%	0.6%	5.6%	3.7%	9.4%	60.4%	39.6%
Health & Social Care Professionals	3.5%	0.4%	4.0%	2.0%	6.0%	66.1%	33.9%
Management & Administrative	2.6%	0.2%	2.8%	0.7%	3.5%	80.8%	19.2%
General Support	4.5%	0.4%	4.9%	2.4%	7.3%	67.0%	33.0%
Patient & Client Care	5.3%	0.6%	6.0%	3.3%	9.2%	64.5%	35.5%

Health Service Absence Rate - Care Group by CHO: Feb 2021	Certified absence	Self-certified absence	Non Covid-19 absence	Covid-19 absence	Total absence rate	% Non Covid-19 absence	% Covid-19 absence
<b>Social Care</b>	<b>4.7%</b>	<b>0.5%</b>	<b>5.2%</b>	<b>2.9%</b>	<b>8.2%</b>	<b>64.2%</b>	<b>35.8%</b>
CHO 1	6.4%	0.4%	6.8%	2.9%	9.7%	70.0%	30.0%
CHO 2	5.0%	0.4%	5.4%	3.6%	9.0%	60.2%	39.8%
CHO 3	5.2%	0.6%	5.8%	1.4%	7.2%	80.2%	19.8%
CHO 4	4.0%	0.5%	4.6%	4.0%	8.6%	53.3%	46.7%
CHO 5	5.6%	0.6%	6.3%	3.3%	9.5%	65.6%	34.4%
CHO 6	3.5%	0.5%	4.1%	3.9%	8.0%	50.9%	49.1%
CHO 7	4.4%	0.6%	5.0%	2.2%	7.1%	69.4%	30.6%
CHO 8	5.4%	0.5%	5.9%	3.2%	9.0%	64.9%	35.1%
CHO 9	3.6%	0.6%	4.2%	2.3%	6.5%	65.0%	35.0%
Other Community Services	0.7%	0.1%	0.7%	0.0%	0.7%	100.0%	0.0%

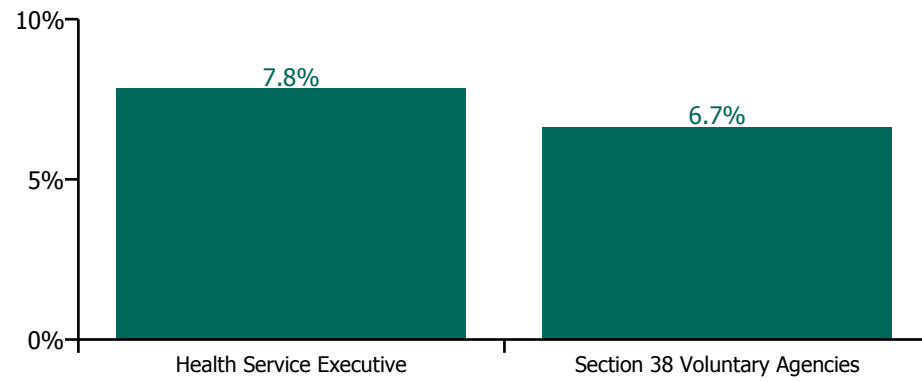


## February 2021

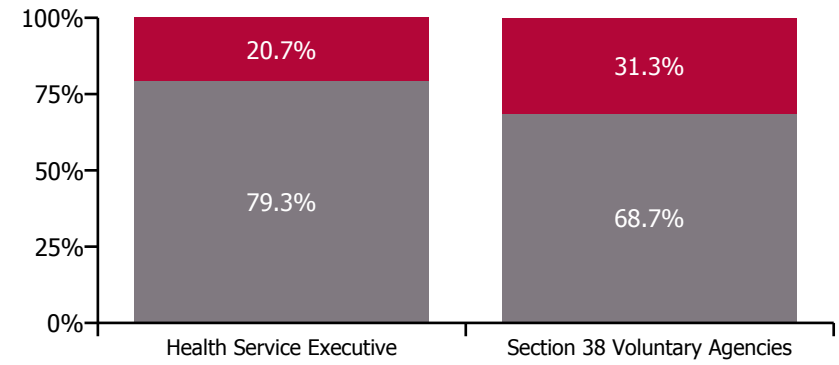
Health Service Absence Rate - by Hospital Group & Staff Category: Feb 2021	Medical & Dental	Nursing & Midwifery	Health & Social Care Professionals	Management & Administrative	General Support	Patient & Client Care	Certified absence	Self-certified absence	Non Covid-19 absence	Covid-19 absence	Total absence rate
<b>Social Care</b>	<b>1.3%</b>	<b>7.5%</b>	<b>6.1%</b>	<b>2.9%</b>	<b>6.1%</b>	<b>7.7%</b>	<b>4.4%</b>	<b>0.5%</b>	<b>4.9%</b>	<b>2.0%</b>	<b>6.9%</b>
CHO 1	0.0%	8.1%	5.2%	5.1%	3.8%	9.8%	6.5%	0.5%	6.9%	1.6%	8.5%
CHO 2	0.0%	7.0%	5.9%	3.4%	8.0%	9.2%	4.8%	0.6%	5.4%	2.2%	7.6%
CHO 3	0.0%	6.8%	6.3%	1.7%	5.8%	5.8%	4.1%	0.6%	4.7%	1.2%	5.9%
CHO 4	0.0%	8.9%	5.3%	2.5%	4.4%	7.3%	4.5%	0.7%	5.2%	1.6%	6.7%
CHO 5	0.0%	9.3%	10.0%	5.2%	14.9%	9.1%	5.2%	0.5%	5.7%	3.3%	9.0%
CHO 6	1.0%	6.9%	6.5%	1.6%	4.2%	7.3%	3.2%	0.5%	3.7%	2.5%	6.2%
CHO 7	0.0%	8.3%	6.0%	2.8%	7.5%	6.8%	4.1%	0.5%	4.6%	2.0%	6.6%
CHO 8	0.0%	8.6%	5.9%	4.7%	6.4%	8.6%	4.7%	0.5%	5.2%	2.5%	7.7%
CHO 9	3.8%	5.3%	5.6%	1.7%	5.6%	6.8%	3.3%	0.5%	3.9%	1.7%	5.6%
Other Community Services				0.0%			0.0%	0.0%	0.0%	0.0%	0.0%



**Total absence rate**



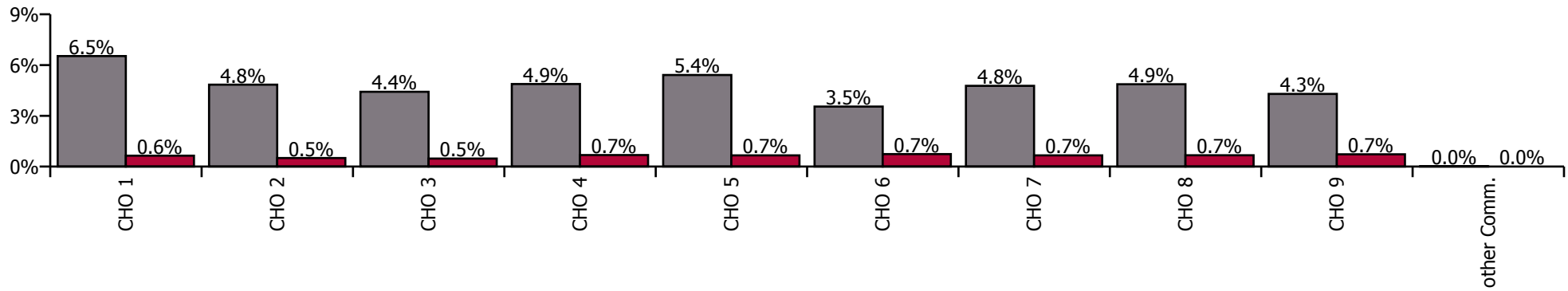
**Non Covid-19 & Covid-19 Absence**



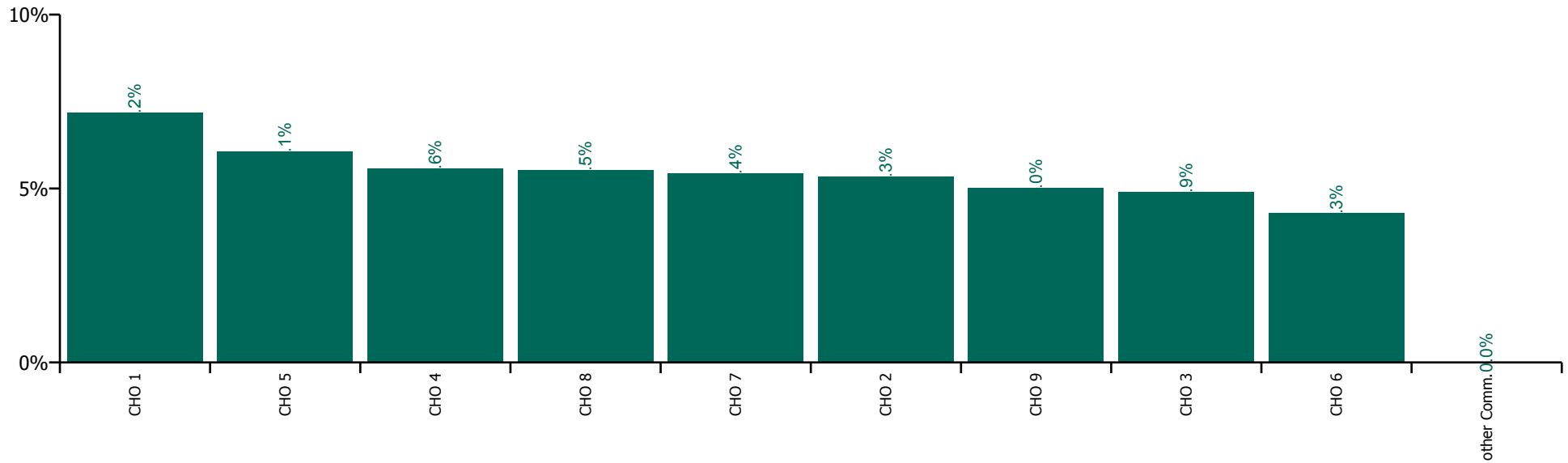
## February 2021

Health Service Absence Rate by Hospital: Feb 2021	Medical & Dental	Nursing & Midwifery	Health & Social Care Professionals	Management & Administrative	General Support	Patient & Client Care	Certified absence	Self-certified absence	Non Covid-19 absence	Covid-19 absence	Total absence rate
<b>Social Care</b>	<b>2.2%</b>	<b>6.1%</b>	<b>4.6%</b>	<b>3.2%</b>	<b>5.3%</b>	<b>5.8%</b>	<b>4.4%</b>	<b>0.4%</b>	<b>4.8%</b>	<b>0.6%</b>	<b>5.4%</b>
Health Service Executive	0.3%	8.6%	3.6%	2.7%	4.5%	7.5%	6.2%	0.3%	6.5%	0.6%	7.2%
<b>CHO 1</b>	<b>0.3%</b>	<b>8.6%</b>	<b>3.6%</b>	<b>2.7%</b>	<b>4.5%</b>	<b>7.5%</b>	<b>6.2%</b>	<b>0.3%</b>	<b>6.5%</b>	<b>0.6%</b>	<b>7.2%</b>
Health Service Executive	1.8%	8.4%	4.6%	1.3%	1.1%	5.4%	4.6%	0.3%	4.9%	0.6%	5.5%
Section 38 Voluntary Agencies	2.6%	5.6%	5.0%	3.0%	4.6%	5.7%	4.5%	0.3%	4.8%	0.5%	5.3%
<b>CHO 2</b>	<b>2.4%</b>	<b>6.1%</b>	<b>5.0%</b>	<b>2.7%</b>	<b>4.3%</b>	<b>5.7%</b>	<b>4.5%</b>	<b>0.3%</b>	<b>4.8%</b>	<b>0.5%</b>	<b>5.3%</b>
Health Service Executive			3.4%	4.2%	22.8%	5.6%	4.3%	0.3%	4.6%	0.4%	5.0%
Section 38 Voluntary Agencies	1.9%	5.7%	4.6%	2.7%	4.7%	4.8%	4.1%	0.3%	4.4%	0.5%	4.9%
<b>CHO 3</b>	<b>1.9%</b>	<b>5.7%</b>	<b>4.5%</b>	<b>3.1%</b>	<b>5.6%</b>	<b>4.8%</b>	<b>4.1%</b>	<b>0.3%</b>	<b>4.4%</b>	<b>0.5%</b>	<b>4.9%</b>
Health Service Executive	7.7%	5.1%	4.0%	1.8%	4.2%	4.8%	3.3%	0.5%	3.8%	0.5%	4.3%
Section 38 Voluntary Agencies	0.0%	6.7%	4.6%	3.1%	5.3%	6.0%	4.3%	0.7%	5.0%	0.7%	5.7%
<b>CHO 4</b>	<b>7.6%</b>	<b>6.5%</b>	<b>4.6%</b>	<b>2.9%</b>	<b>5.2%</b>	<b>5.9%</b>	<b>4.2%</b>	<b>0.6%</b>	<b>4.9%</b>	<b>0.7%</b>	<b>5.6%</b>
Health Service Executive	0.0%	7.8%	5.8%	5.9%	5.5%	8.6%	6.0%	0.5%	6.5%	0.7%	7.2%
Section 38 Voluntary Agencies	19.7%	6.8%	6.0%	4.4%	7.0%	5.7%	4.6%	0.6%	5.2%	0.6%	5.8%
<b>CHO 5</b>	<b>15.3%</b>	<b>7.1%</b>	<b>5.9%</b>	<b>4.8%</b>	<b>6.9%</b>	<b>5.9%</b>	<b>4.9%</b>	<b>0.6%</b>	<b>5.4%</b>	<b>0.7%</b>	<b>6.1%</b>
Health Service Executive	0.2%	7.0%	5.1%	3.7%	2.8%	9.0%	3.7%	0.5%	4.1%	2.7%	6.9%
Section 38 Voluntary Agencies	0.0%	4.4%	4.3%	2.4%	5.0%	4.4%	3.0%	0.5%	3.5%	0.6%	4.2%
<b>CHO 6</b>	<b>0.1%</b>	<b>4.6%</b>	<b>4.3%</b>	<b>2.4%</b>	<b>4.9%</b>	<b>4.7%</b>	<b>3.1%</b>	<b>0.5%</b>	<b>3.5%</b>	<b>0.7%</b>	<b>4.3%</b>
Health Service Executive		0.0%	5.4%	5.8%		5.0%	4.7%	0.3%	5.0%	0.4%	5.5%
Section 38 Voluntary Agencies	1.4%	5.8%	4.3%	3.1%	5.4%	6.1%	4.3%	0.4%	4.8%	0.7%	5.4%
<b>CHO 7</b>	<b>1.4%</b>	<b>5.8%</b>	<b>4.4%</b>	<b>3.2%</b>	<b>5.4%</b>	<b>6.1%</b>	<b>4.3%</b>	<b>0.4%</b>	<b>4.8%</b>	<b>0.7%</b>	<b>5.4%</b>
Health Service Executive	0.2%	10.3%	6.4%	5.4%	10.9%	11.0%	7.7%	0.5%	8.2%	1.1%	9.3%
Section 38 Voluntary Agencies	0.3%	4.5%	4.7%	3.0%	5.3%	4.8%	3.8%	0.3%	4.1%	0.6%	4.6%
<b>CHO 8</b>	<b>0.2%</b>	<b>5.8%</b>	<b>4.9%</b>	<b>3.8%</b>	<b>5.8%</b>	<b>6.0%</b>	<b>4.5%</b>	<b>0.4%</b>	<b>4.9%</b>	<b>0.7%</b>	<b>5.5%</b>
Health Service Executive	0.9%	8.5%	4.1%	3.3%	11.4%	8.2%	6.2%	0.4%	6.6%	1.1%	7.7%
Section 38 Voluntary Agencies	2.5%	4.7%	4.5%	3.2%	5.5%	5.4%	3.8%	0.3%	4.1%	0.7%	4.8%
<b>CHO 9</b>	<b>2.4%</b>	<b>5.4%</b>	<b>4.5%</b>	<b>3.2%</b>	<b>5.6%</b>	<b>5.7%</b>	<b>4.0%</b>	<b>0.3%</b>	<b>4.3%</b>	<b>0.7%</b>	<b>5.0%</b>
<b>Other Community Services</b>				<b>0.0%</b>			<b>0.0%</b>	<b>0.0%</b>	<b>0.0%</b>	<b>0.0%</b>	<b>0.0%</b>

Non Covid-19 / Covid-19 absence rates



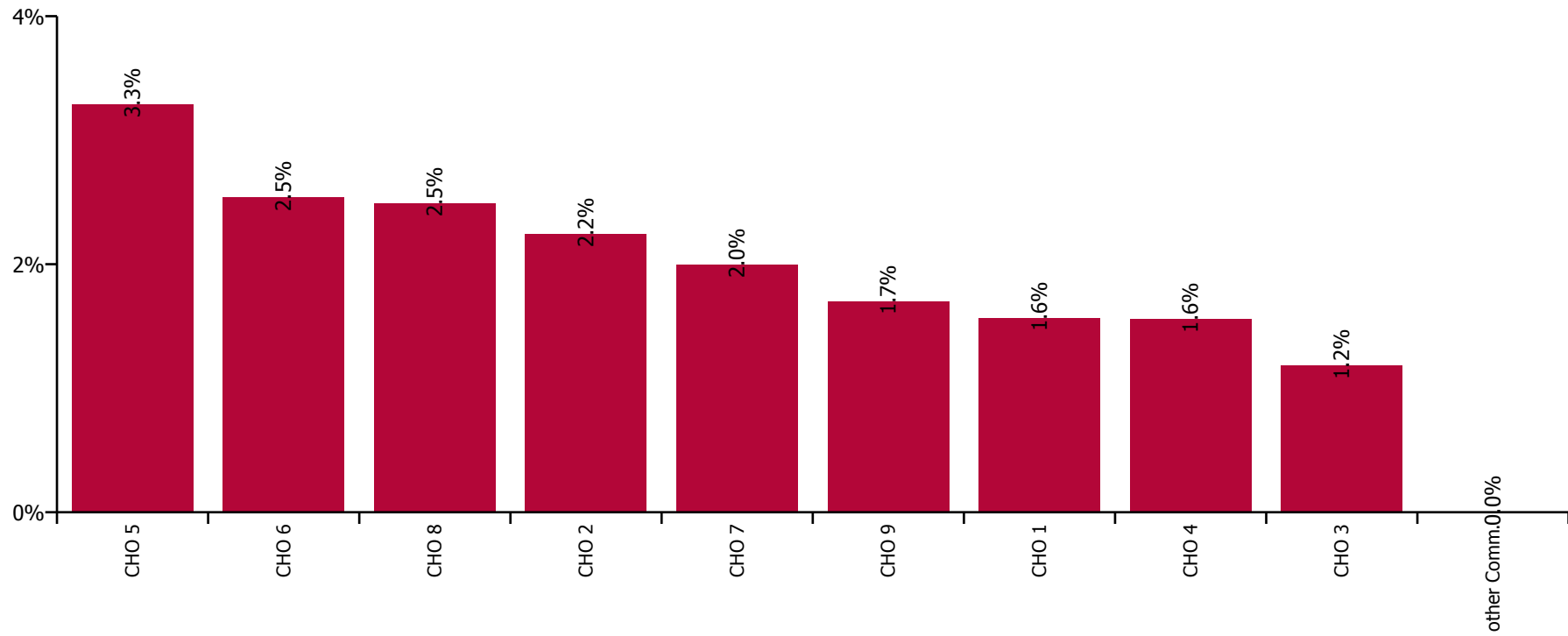
Total absence rate



## February 2021

Health Service Covid-19 Absence Rate - by Staff Category & Hospital: Feb 2021	Medical & Dental	Nursing & Midwifery	Health & Social Care Professionals	Management & Administrative	General Support	Patient & Client Care	Covid-19 absence	Non Covid-19 absence	Total absence rate
<b>Social Care</b>	<b>0.0%</b>	<b>2.1%</b>	<b>2.1%</b>	<b>2.9%</b>	<b>1.7%</b>	<b>2.2%</b>	<b>2.0%</b>	<b>4.9%</b>	<b>6.9%</b>
Health Service Executive	0.0%	1.0%	1.7%	5.1%	1.1%	2.0%	1.6%	6.9%	8.5%
<b>CHO 1</b>	<b>0.0%</b>	<b>1.0%</b>	<b>1.7%</b>	<b>5.1%</b>	<b>1.1%</b>	<b>2.0%</b>	<b>1.6%</b>	<b>6.9%</b>	<b>8.5%</b>
Health Service Executive	0.0%	0.0%	0.0%	0.4%	0.0%	0.0%	0.0%	6.6%	6.6%
Section 38 Voluntary Agencies	0.0%	1.3%	3.2%	4.2%	1.8%	3.1%	2.6%	5.2%	7.8%
<b>CHO 2</b>	<b>0.0%</b>	<b>1.0%</b>	<b>2.8%</b>	<b>3.4%</b>	<b>1.5%</b>	<b>2.8%</b>	<b>2.2%</b>	<b>5.4%</b>	<b>7.6%</b>
Health Service Executive			0.0%	2.1%	0.0%	3.7%	1.3%	4.6%	6.0%
Section 38 Voluntary Agencies	0.0%	1.7%	0.5%	1.4%	1.1%	1.3%	1.2%	4.7%	5.9%
<b>CHO 3</b>	<b>0.0%</b>	<b>1.7%</b>	<b>0.4%</b>	<b>1.7%</b>	<b>1.0%</b>	<b>1.4%</b>	<b>1.2%</b>	<b>4.7%</b>	<b>5.9%</b>
Health Service Executive	0.0%	3.3%	1.0%	3.7%	0.0%	0.3%	1.1%	3.0%	4.1%
Section 38 Voluntary Agencies		3.0%	1.2%	2.2%	0.6%	1.5%	1.6%	5.4%	7.1%
<b>CHO 4</b>	<b>0.0%</b>	<b>3.0%</b>	<b>1.1%</b>	<b>2.5%</b>	<b>0.5%</b>	<b>1.4%</b>	<b>1.6%</b>	<b>5.2%</b>	<b>6.7%</b>
Health Service Executive	0.0%	0.9%	0.4%	3.1%	0.0%	0.9%	0.6%	6.8%	7.4%
Section 38 Voluntary Agencies	0.0%	5.0%	6.6%	6.4%	5.8%	3.5%	4.1%	5.4%	9.5%
<b>CHO 5</b>	<b>0.0%</b>	<b>3.5%</b>	<b>4.1%</b>	<b>5.2%</b>	<b>5.2%</b>	<b>3.2%</b>	<b>3.3%</b>	<b>5.7%</b>	<b>9.0%</b>
Health Service Executive	0.0%	2.6%	2.8%	3.6%	0.0%	2.5%	2.2%	3.6%	5.8%
Section 38 Voluntary Agencies	0.0%	2.7%	3.1%	1.0%	0.9%	2.9%	2.6%	3.7%	6.3%
<b>CHO 6</b>	<b>0.0%</b>	<b>2.6%</b>	<b>3.1%</b>	<b>1.6%</b>	<b>0.8%</b>	<b>2.8%</b>	<b>2.5%</b>	<b>3.7%</b>	<b>6.2%</b>
Health Service Executive		0.0%	0.0%	9.9%		0.0%	0.6%	8.8%	9.5%
Section 38 Voluntary Agencies	0.0%	2.1%	2.6%	1.5%	2.2%	2.1%	2.0%	4.5%	6.5%
<b>CHO 7</b>	<b>0.0%</b>	<b>2.1%</b>	<b>2.3%</b>	<b>2.8%</b>	<b>2.2%</b>	<b>2.1%</b>	<b>2.0%</b>	<b>4.6%</b>	<b>6.6%</b>
Health Service Executive	0.0%	2.3%	1.3%	7.9%	8.6%	4.0%	2.8%	7.7%	10.6%
Section 38 Voluntary Agencies	0.0%	3.1%	1.5%	1.8%	2.1%	2.7%	2.4%	4.3%	6.7%
<b>CHO 8</b>	<b>0.0%</b>	<b>2.9%</b>	<b>1.5%</b>	<b>4.7%</b>	<b>2.9%</b>	<b>3.0%</b>	<b>2.5%</b>	<b>5.2%</b>	<b>7.7%</b>
Health Service Executive	0.0%	3.0%	0.0%	2.1%	13.1%	2.0%	2.2%	4.6%	6.8%
Section 38 Voluntary Agencies	0.0%	1.3%	2.1%	1.6%	1.4%	1.6%	1.6%	3.7%	5.4%
<b>CHO 9</b>	<b>0.0%</b>	<b>1.7%</b>	<b>2.0%</b>	<b>1.7%</b>	<b>2.0%</b>	<b>1.7%</b>	<b>1.7%</b>	<b>3.9%</b>	<b>5.6%</b>
<b>Other Community Services</b>				<b>0.0%</b>			<b>0.0%</b>	<b>0.0%</b>	<b>0.0%</b>

### Covid-19 absence rate



## February 2021

Health Service Absence Rate - by Staff Category: Feb 2021	Certified absence	Self-certified absence	Non Covid-19 absence	Covid-19 absence	Total absence rate	% Non Covid-19 absence	% Covid-19 absence
<b>HSE Social Care CHO 1</b>	<b>6.4%</b>	<b>0.4%</b>	<b>6.8%</b>	<b>2.9%</b>	<b>9.7%</b>	<b>70.0%</b>	<b>30.0%</b>
Medical & Dental	0.0%	0.0%	0.0%	0.0%	0.0%		
Nursing & Midwifery	6.4%	0.4%	6.8%	2.7%	9.5%	71.5%	28.5%
Health & Social Care Professionals	2.7%	0.4%	3.1%	1.2%	4.3%	71.3%	28.7%
Management & Administrative	4.6%	0.3%	4.9%	0.8%	5.7%	86.3%	13.7%
General Support	6.5%	0.3%	6.8%	1.3%	8.0%	84.0%	16.0%
Patient & Client Care	7.1%	0.4%	7.5%	3.8%	11.3%	66.6%	33.4%

## February 2021

Health Service Absence Rate - by Staff Category: Feb 2021	Certified absence	Self-certified absence	Non Covid-19 absence	Covid-19 absence	Total absence rate	% Non Covid-19 absence	% Covid-19 absence
<b>HSE Social Care CHO 2</b>	<b>5.0%</b>	<b>0.4%</b>	<b>5.4%</b>	<b>3.6%</b>	<b>9.0%</b>	<b>60.2%</b>	<b>39.8%</b>
Medical & Dental	0.0%	0.0%	0.0%	0.0%	0.0%		
Nursing & Midwifery	5.4%	0.4%	5.8%	4.0%	9.8%	59.5%	40.5%
Health & Social Care Professionals	2.5%	0.3%	2.9%	2.6%	5.4%	52.9%	47.1%
Management & Administrative	2.3%	0.1%	2.4%	0.2%	2.7%	91.1%	8.9%
General Support	4.8%	0.3%	5.0%	1.8%	6.9%	73.2%	26.8%
Patient & Client Care	5.9%	0.5%	6.4%	4.4%	10.8%	59.6%	40.4%

## February 2021

Health Service Absence Rate - by Staff Category: Feb 2021	Certified absence	Self-certified absence	Non Covid-19 absence	Covid-19 absence	Total absence rate	% Non Covid-19 absence	% Covid-19 absence
<b>HSE Social Care CHO 3</b>	<b>5.2%</b>	<b>0.6%</b>	<b>5.8%</b>	<b>1.4%</b>	<b>7.2%</b>	<b>80.2%</b>	<b>19.8%</b>
Medical & Dental	0.0%	0.0%	0.0%	0.0%	0.0%		
Nursing & Midwifery	6.0%	0.7%	6.7%	2.3%	9.1%	74.1%	25.9%
Health & Social Care Professionals	5.5%	0.3%	5.8%	0.4%	6.2%	93.7%	6.3%
Management & Administrative	1.9%	0.1%	2.0%	0.9%	3.0%	68.0%	32.0%
General Support	7.4%	0.3%	7.7%	1.0%	8.7%	88.4%	11.6%
Patient & Client Care	4.9%	0.8%	5.6%	1.4%	7.1%	79.7%	20.3%

## February 2021

Health Service Absence Rate - by Staff Category: Feb 2021	Certified absence	Self-certified absence	Non Covid-19 absence	Covid-19 absence	Total absence rate	% Non Covid-19 absence	% Covid-19 absence
<b>HSE Social Care CHO 4</b>	<b>4.0%</b>	<b>0.5%</b>	<b>4.6%</b>	<b>4.0%</b>	<b>8.6%</b>	<b>53.3%</b>	<b>46.7%</b>
Medical & Dental	0.0%	0.0%	0.0%	0.2%	0.2%	0.0%	100.0%
Nursing & Midwifery	4.5%	0.5%	5.0%	6.4%	11.4%	43.9%	56.1%
Health & Social Care Professionals	2.9%	0.9%	3.7%	1.2%	4.9%	76.1%	23.9%
Management & Administrative	1.7%	0.2%	1.9%	0.8%	2.7%	69.9%	30.1%
General Support	3.2%	0.2%	3.4%	3.4%	6.7%	49.9%	50.1%
Patient & Client Care	4.5%	0.6%	5.1%	4.0%	9.0%	56.1%	43.9%



## February 2021

Health Service Absence Rate - by Staff Category: Feb 2021	Certified absence	Self- certified absence	Non Covid-19 absence	Covid-19 absence	Total absence rate	% Non Covid-19 absence	% Covid-19 absence
<b>HSE Social Care CHO 5</b>	<b>5.6%</b>	<b>0.6%</b>	<b>6.3%</b>	<b>3.3%</b>	<b>9.5%</b>	<b>65.6%</b>	<b>34.4%</b>
Medical & Dental	0.0%	0.0%	0.0%	0.0%	0.0%		
Nursing & Midwifery	6.1%	0.7%	6.8%	3.7%	10.5%	64.4%	35.6%
Health & Social Care Professionals	5.2%	0.4%	5.6%	3.6%	9.2%	60.5%	39.5%
Management & Administrative	4.3%	0.4%	4.6%	1.3%	5.9%	78.4%	21.6%
General Support	3.3%	0.4%	3.7%	3.7%	7.5%	49.8%	50.2%
Patient & Client Care	5.9%	0.7%	6.6%	3.3%	9.9%	66.9%	33.1%

## February 2021

Health Service Absence Rate - by Staff Category: Feb 2021	Certified absence	Self- certified absence	Non Covid-19 absence	Covid-19 absence	Total absence rate	% Non Covid-19 absence	% Covid-19 absence
<b>HSE Social Care CHO 6</b>	<b>3.5%</b>	<b>0.5%</b>	<b>4.1%</b>	<b>3.9%</b>	<b>8.0%</b>	<b>50.9%</b>	<b>49.1%</b>
Medical & Dental	10.3%	0.5%	10.8%	0.0%	10.8%	100.0%	0.0%
Nursing & Midwifery	3.1%	0.6%	3.7%	5.2%	8.8%	41.6%	58.4%
Health & Social Care Professionals	3.2%	0.4%	3.6%	2.8%	6.4%	55.9%	44.1%
Management & Administrative	2.3%	0.3%	2.6%	0.3%	2.9%	90.8%	9.2%
General Support	3.4%	0.2%	3.7%	3.4%	7.1%	51.6%	48.4%
Patient & Client Care	4.3%	0.6%	5.0%	5.1%	10.0%	49.5%	50.5%

## February 2021

Health Service Absence Rate - by Staff Category: Feb 2021	Certified absence	Self- certified absence	Non Covid-19 absence	Covid-19 absence	Total absence rate	% Non Covid-19 absence	% Covid-19 absence
<b>HSE Social Care CHO 7</b>	<b>4.4%</b>	<b>0.6%</b>	<b>5.0%</b>	<b>2.2%</b>	<b>7.1%</b>	<b>69.4%</b>	<b>30.6%</b>
Medical & Dental	0.0%	0.0%	0.0%	0.0%	0.0%		
Nursing & Midwifery	5.5%	0.8%	6.3%	2.6%	8.9%	70.7%	29.3%
Health & Social Care Professionals	3.2%	0.3%	3.5%	2.5%	6.0%	58.2%	41.8%
Management & Administrative	2.6%	0.2%	2.9%	0.3%	3.1%	91.2%	8.8%
General Support	4.9%	0.6%	5.5%	2.9%	8.5%	65.1%	34.9%
Patient & Client Care	4.4%	0.7%	5.1%	2.1%	7.2%	71.3%	28.7%

## February 2021

Health Service Absence Rate - by Staff Category: Feb 2021	Certified absence	Self- certified absence	Non Covid-19 absence	Covid-19 absence	Total absence rate	% Non Covid-19 absence	% Covid-19 absence
<b>HSE Social Care CHO 8</b>	<b>5.4%</b>	<b>0.5%</b>	<b>5.9%</b>	<b>3.2%</b>	<b>9.0%</b>	<b>64.9%</b>	<b>35.1%</b>
Medical & Dental	0.0%	0.0%	0.0%	0.0%	0.0%		
Nursing & Midwifery	5.2%	0.5%	5.7%	3.9%	9.5%	59.6%	40.4%
Health & Social Care Professionals	4.0%	0.4%	4.3%	1.6%	5.9%	73.1%	26.9%
Management & Administrative	3.1%	0.2%	3.3%	1.5%	4.9%	68.6%	31.4%
General Support	2.7%	0.4%	3.1%	2.2%	5.4%	58.4%	41.6%
Patient & Client Care	6.5%	0.6%	7.1%	3.7%	10.8%	65.6%	34.4%

## February 2021

Health Service Absence Rate - by Staff Category: Feb 2021	Certified absence	Self-certified absence	Non Covid-19 absence	Covid-19 absence	Total absence rate	% Non Covid-19 absence	% Covid-19 absence
<b>HSE Social Care CHO 9</b>	<b>3.6%</b>	<b>0.6%</b>	<b>4.2%</b>	<b>2.3%</b>	<b>6.5%</b>	<b>65.0%</b>	<b>35.0%</b>
Medical & Dental	8.2%	0.0%	8.2%	1.6%	9.8%	83.7%	16.3%
Nursing & Midwifery	3.4%	0.8%	4.1%	2.8%	6.9%	59.9%	40.1%
Health & Social Care Professionals	3.2%	0.5%	3.6%	2.1%	5.7%	63.9%	36.1%
Management & Administrative	1.9%	0.2%	2.1%	0.3%	2.4%	86.8%	13.2%
General Support	3.8%	0.5%	4.3%	1.7%	6.0%	71.3%	28.7%
Patient & Client Care	4.7%	0.7%	5.3%	2.7%	8.1%	66.1%	33.9%

## February 2021

Health Service Absence Rate - by Staff Category: Feb 2021	Certified absence	Self-certified absence	Non Covid-19 absence	Covid-19 absence	Total absence rate	% Non Covid-19 absence	% Covid-19 absence
HSE Social Care Other Community Services	0.7%	0.1%	0.7%	0.0%	0.7%	100.0%	0.0%
Medical & Dental							
Nursing & Midwifery							
Health & Social Care Professionals							
Management & Administrative	0.7%	0.1%	0.7%	0.0%	0.7%	100.0%	0.0%
General Support							
Patient & Client Care	0.0%	0.0%	0.0%	0.0%	0.0%		#DIV/0

## February 2021

Bros. of Charity, Clare absence by Staff Category	Certified absence	Self-certified absence	Non Covid-19 absence	Covid-19 absence	Total absence rate	% Non Covid-19 absence	% Covid-19 absence
<b>Bros. of Charity, Clare (CHO 3)</b>	<b>5.1%</b>	<b>0.8%</b>	<b>5.9%</b>	<b>0.9%</b>	<b>6.7%</b>	<b>87.3%</b>	<b>12.7%</b>
Medical & Dental	0.0%	0.0%	0.0%	0.0%	0.0%		
Nursing & Midwifery	23.8%	0.0%	23.8%	0.0%	23.8%	100.0%	0.0%
Health & Social Care Professionals	9.2%	0.7%	9.9%	0.9%	10.8%	91.3%	8.7%
Management & Administrative	0.0%	0.0%	0.0%	0.0%	0.0%		#DIV/0
General Support							
Patient & Client Care	3.8%	0.9%	4.6%	0.9%	5.5%	84.2%	15.8%

## February 2021

Bros. of Charity, Limerick absence by Staff Category	Certified absence	Self-certified absence	Non Covid-19 absence	Covid-19 absence	Total absence rate	% Non Covid-19 absence	% Covid-19 absence
<b>Bros. of Charity, Limerick (CHO 3)</b>	<b>3.9%</b>	<b>0.8%</b>	<b>4.7%</b>	<b>1.2%</b>	<b>5.9%</b>	<b>80.1%</b>	<b>19.9%</b>
Medical & Dental	0.0%	0.0%	0.0%	0.0%	0.0%		
Nursing & Midwifery	5.5%	1.1%	6.6%	1.6%	8.2%	80.7%	19.3%
Health & Social Care Professionals	4.4%	0.5%	4.9%	0.4%	5.3%	93.2%	6.8%
Management & Administrative	2.2%	0.0%	2.2%	0.4%	2.6%	84.5%	15.5%
General Support	1.7%	0.0%	1.7%	0.0%	1.7%	100.0%	0.0%
Patient & Client Care	3.3%	0.9%	4.2%	1.5%	5.6%	74.3%	25.7%

## February 2021

Bros. of Charity, Southern absence by Staff Category	Certified absence	Self-certified absence	Non Covid-19 absence	Covid-19 absence	Total absence rate	% Non Covid-19 absence	% Covid-19 absence
<b>Bros. of Charity, Southern (CHO 4)</b>	<b>3.9%</b>	<b>0.4%</b>	<b>4.3%</b>	<b>0.8%</b>	<b>5.1%</b>	<b>83.7%</b>	<b>16.3%</b>
Medical & Dental							
Nursing & Midwifery	9.5%	0.5%	9.9%	2.4%	12.3%	80.7%	19.3%
Health & Social Care Professionals	3.3%	0.5%	3.7%	0.9%	4.7%	79.7%	20.3%
Management & Administrative	1.2%	0.3%	1.4%	0.2%	1.6%	86.9%	13.1%
General Support	0.8%	0.0%	0.8%	0.0%	0.8%	100.0%	0.0%
Patient & Client Care	3.7%	0.4%	4.0%	0.6%	4.6%	86.7%	13.3%

## February 2021

Bros. of Charity, Waterford absence by Staff Category	Certified absence	Self-certified absence	Non Covid-19 absence	Covid-19 absence	Total absence rate	% Non Covid-19 absence	% Covid-19 absence
<b>Bros. of Charity, Waterford (CHO 5)</b>	<b>4.1%</b>	<b>0.6%</b>	<b>4.7%</b>	<b>3.9%</b>	<b>8.6%</b>	<b>55.1%</b>	<b>44.9%</b>
Medical & Dental	0.0%	0.0%	0.0%	0.0%	0.0%		
Nursing & Midwifery	1.7%	0.4%	2.1%	5.1%	7.2%	29.2%	70.8%
Health & Social Care Professionals	5.1%	0.5%	5.6%	6.9%	12.5%	44.6%	55.4%
Management & Administrative	3.0%	0.2%	3.2%	2.1%	5.3%	59.9%	40.1%
General Support	0.0%	0.0%	0.0%	10.8%	10.8%	0.0%	100.0%
Patient & Client Care	4.6%	0.7%	5.3%	3.1%	8.4%	63.0%	37.0%

## February 2021

Bros. of Charity, West Region absence by Staff Category	Certified absence	Self-certified absence	Non Covid-19 absence	Covid-19 absence	Total absence rate	% Non Covid-19 absence	% Covid-19 absence
<b>Bros. of Charity, West Region (CHO 2)</b>	<b>4.6%</b>	<b>0.5%</b>	<b>5.2%</b>	<b>2.6%</b>	<b>7.8%</b>	<b>66.6%</b>	<b>33.4%</b>
Medical & Dental	0.0%	0.0%	0.0%	0.0%	0.0%		
Nursing & Midwifery	4.3%	0.7%	5.1%	1.3%	6.3%	80.1%	19.9%
Health & Social Care Professionals	2.9%	0.4%	3.2%	3.2%	6.4%	50.4%	49.6%
Management & Administrative	4.1%	0.1%	4.2%	0.1%	4.2%	98.5%	1.5%
General Support	6.9%	0.5%	7.4%	1.8%	9.1%	80.6%	19.4%
Patient & Client Care	5.4%	0.6%	6.1%	3.1%	9.2%	65.9%	34.1%

## February 2021

Carriglea Cairde Services absence by Staff Category	Certified absence	Self-certified absence	Non Covid-19 absence	Covid-19 absence	Total absence rate	% Non Covid-19 absence	% Covid-19 absence
<b>Carriglea Cairde Services (CHO 5)</b>	<b>2.7%</b>	<b>0.1%</b>	<b>2.8%</b>	<b>3.2%</b>	<b>6.0%</b>	<b>46.7%</b>	<b>53.3%</b>
Medical & Dental							
Nursing & Midwifery	3.1%	0.0%	3.1%	1.9%	5.0%	62.2%	37.8%
Health & Social Care Professionals	5.8%	0.0%	5.8%	4.6%	10.4%	56.1%	43.9%
Management & Administrative	0.0%	0.0%	0.0%	6.3%	6.3%	0.0%	100.0%
General Support	0.0%	0.0%	0.0%	4.4%	4.4%	0.0%	100.0%
Patient & Client Care	2.3%	0.2%	2.5%	2.9%	5.4%	45.4%	54.6%

## February 2021

Central Remedial Clinic absence by Staff Category	Certified absence	Self-certified absence	Non Covid-19 absence	Covid-19 absence	Total absence rate	% Non Covid-19 absence	% Covid-19 absence
<b>Central Remedial Clinic (CHO 9)</b>	<b>0.7%</b>	<b>0.4%</b>	<b>1.1%</b>	<b>0.6%</b>	<b>1.6%</b>	<b>65.4%</b>	<b>34.6%</b>
Medical & Dental	0.0%	0.0%	0.0%	0.0%	0.0%		
Nursing & Midwifery	0.0%	0.0%	0.0%	0.0%	0.0%		#DIV/0
Health & Social Care Professionals	0.7%	0.3%	1.0%	1.3%	2.3%	43.9%	56.1%
Management & Administrative	1.1%	0.5%	1.6%	0.0%	1.6%	100.0%	0.0%
General Support	0.0%	0.0%	0.0%	0.0%	0.0%		
Patient & Client Care	0.7%	0.4%	1.1%	0.0%	1.1%	100.0%	0.0%

## February 2021

Cheeverstown House absence by Staff Category	Certified absence	Self-certified absence	Non Covid-19 absence	Covid-19 absence	Total absence rate	% Non Covid-19 absence	% Covid-19 absence
<b>Cheeverstown House (CHO 7)</b>	<b>6.2%</b>	<b>0.9%</b>	<b>7.1%</b>	<b>1.2%</b>	<b>8.3%</b>	<b>85.7%</b>	<b>14.3%</b>
Medical & Dental	0.0%	0.0%	0.0%	0.0%	0.0%		
Nursing & Midwifery	7.4%	1.3%	8.7%	0.4%	9.1%	95.2%	4.8%
Health & Social Care Professionals	2.3%	0.1%	2.4%	0.5%	3.0%	81.7%	18.3%
Management & Administrative	1.4%	0.8%	2.2%	0.0%	2.2%	100.0%	0.0%
General Support	8.1%	0.2%	8.3%	4.0%	12.3%	67.5%	32.5%
Patient & Client Care	7.4%	0.9%	8.3%	2.0%	10.2%	80.8%	19.2%

## February 2021

Children's Sunshine Home absence by Staff Category	Certified absence	Self-certified absence	Non Covid-19 absence	Covid-19 absence	Total absence rate	% Non Covid-19 absence	% Covid-19 absence
<b>Children's Sunshine Home (CHO 6)</b>	<b>5.1%</b>	<b>0.5%</b>	<b>5.5%</b>	<b>1.2%</b>	<b>6.7%</b>	<b>82.3%</b>	<b>17.7%</b>
Medical & Dental							
Nursing & Midwifery	7.1%	0.4%	7.5%	0.3%	7.8%	96.1%	3.9%
Health & Social Care Professionals	0.0%	0.0%	0.0%	0.0%	0.0%		#DIV/0
Management & Administrative	0.0%	0.0%	0.0%	0.0%	0.0%		#DIV/0
General Support	9.4%	1.9%	11.4%	0.0%	11.4%	100.0%	0.0%
Patient & Client Care	3.9%	0.4%	4.3%	3.2%	7.5%	57.5%	42.5%

## February 2021

Cope Foundation absence by Staff Category	Certified absence	Self-certified absence	Non Covid-19 absence	Covid-19 absence	Total absence rate	% Non Covid-19 absence	% Covid-19 absence
<b>Cope Foundation (CHO 4)</b>	<b>5.9%</b>	<b>1.2%</b>	<b>7.1%</b>	<b>2.3%</b>	<b>9.4%</b>	<b>75.1%</b>	<b>24.9%</b>
Medical & Dental							
Nursing & Midwifery	4.4%	0.8%	5.2%	3.8%	9.0%	57.7%	42.3%
Health & Social Care Professionals	4.2%	2.5%	6.7%	1.1%	7.8%	86.1%	13.9%
Management & Administrative	0.3%	0.0%	0.3%	2.0%	2.3%	13.3%	86.7%
General Support	3.4%	0.3%	3.6%	0.3%	3.9%	92.6%	7.4%
Patient & Client Care	7.5%	1.3%	8.8%	2.3%	11.1%	79.5%	20.5%

## February 2021

Daughters of Charity, Dublin absence by Staff Category	Certified absence	Self-certified absence	Non Covid-19 absence	Covid-19 absence	Total absence rate	% Non Covid-19 absence	% Covid-19 absence
<b>Daughters of Charity, Dublin (CHO 9)</b>	<b>3.1%</b>	<b>0.7%</b>	<b>3.8%</b>	<b>2.0%</b>	<b>5.8%</b>	<b>64.9%</b>	<b>35.1%</b>
Medical & Dental							
Nursing & Midwifery	2.8%	0.7%	3.5%	1.6%	5.1%	69.0%	31.0%
Health & Social Care Professionals	3.4%	0.4%	3.8%	4.3%	8.1%	46.9%	53.1%
Management & Administrative	2.0%	0.0%	2.0%	0.0%	2.0%	100.0%	0.0%
General Support	1.5%	0.5%	1.9%	1.2%	3.1%	62.6%	37.4%
Patient & Client Care	3.7%	0.9%	4.7%	1.6%	6.2%	74.9%	25.1%

## February 2021

Daughters of Charity, Limerick absence by Staff Category	Certified absence	Self-certified absence	Non Covid-19 absence	Covid-19 absence	Total absence rate	% Non Covid-19 absence	% Covid-19 absence
<b>Daughters of Charity, Limerick (CHO 3)</b>	<b>3.2%</b>	<b>0.4%</b>	<b>3.7%</b>	<b>1.9%</b>	<b>5.5%</b>	<b>66.3%</b>	<b>33.7%</b>
Medical & Dental							
Nursing & Midwifery	3.3%	0.5%	3.8%	2.0%	5.8%	66.0%	34.0%
Health & Social Care Professionals	2.9%	0.0%	2.9%	0.3%	3.2%	91.0%	9.0%
Management & Administrative	1.1%	0.0%	1.1%	0.6%	1.7%	66.7%	33.3%
General Support	3.7%	0.5%	4.2%	1.5%	5.7%	73.7%	26.3%
Patient & Client Care	3.5%	0.6%	4.1%	2.9%	7.0%	59.0%	41.0%

## February 2021

Daughters of Charity, Roscrea absence by Staff Category	Certified absence	Self-certified absence	Non Covid-19 absence	Covid-19 absence	Total absence rate	% Non Covid-19 absence	% Covid-19 absence
<b>Daughters of Charity, Roscrea (CHO 3)</b>	<b>4.6%</b>	<b>0.3%</b>	<b>4.9%</b>	<b>0.3%</b>	<b>5.2%</b>	<b>94.3%</b>	<b>5.7%</b>
Medical & Dental							
Nursing & Midwifery	6.8%	0.3%	7.1%	0.2%	7.3%	97.3%	2.7%
Health & Social Care Professionals	12.1%	0.0%	12.1%	0.0%	12.1%	100.0%	0.0%
Management & Administrative	0.0%	0.4%	0.4%	0.0%	0.4%	100.0%	0.0%
General Support	3.3%	0.0%	3.3%	0.0%	3.3%	100.0%	0.0%
Patient & Client Care	3.5%	0.3%	3.9%	0.4%	4.3%	90.7%	9.3%

## February 2021

Incorporated Orthopaedic Hospital absence by Staff Category	Certified absence	Self-certified absence	Non Covid-19 absence	Covid-19 absence	Total absence rate	% Non Covid-19 absence	% Covid-19 absence
<b>Incorporated Orthopaedic Hospital (CHO 9)</b>	<b>2.6%</b>	<b>0.9%</b>	<b>3.5%</b>	<b>6.1%</b>	<b>9.6%</b>	<b>36.4%</b>	<b>63.6%</b>
Medical & Dental	0.0%	0.0%	0.0%	4.1%	4.1%	0.0%	100.0%
Nursing & Midwifery	1.5%	1.9%	3.4%	7.7%	11.1%	30.6%	69.4%
Health & Social Care Professionals	1.9%	0.0%	1.9%	4.6%	6.5%	29.4%	70.6%
Management & Administrative	9.4%	0.0%	9.4%	0.0%	9.4%	100.0%	0.0%
General Support	3.0%	0.7%	3.7%	0.7%	4.4%	83.2%	16.8%
Patient & Client Care	2.7%	0.7%	3.4%	10.3%	13.6%	24.7%	75.3%

## February 2021

Kare, Newbridge, Co Kildare absence by Staff Category	Certified absence	Self-certified absence	Non Covid-19 absence	Covid-19 absence	Total absence rate	% Non Covid-19 absence	% Covid-19 absence
<b>Kare, Newbridge, Co Kildare (CHO 7)</b>	<b>3.3%</b>	<b>0.4%</b>	<b>3.7%</b>	<b>2.3%</b>	<b>6.0%</b>	<b>61.5%</b>	<b>38.5%</b>
Medical & Dental							
Nursing & Midwifery	2.8%	0.3%	3.2%	8.7%	11.9%	26.7%	73.3%
Health & Social Care Professionals	4.1%	0.1%	4.2%	0.7%	4.8%	86.4%	13.6%
Management & Administrative	0.7%	0.2%	0.8%	0.0%	0.8%	100.0%	0.0%
General Support	0.0%	0.0%	0.0%	0.0%	0.0%		
Patient & Client Care	3.4%	0.5%	4.0%	2.4%	6.4%	62.0%	38.0%

## February 2021

Leopardstown Park Hospital absence by Staff Category	Certified absence	Self-certified absence	Non Covid-19 absence	Covid-19 absence	Total absence rate	% Non Covid-19 absence	% Covid-19 absence
<b>Leopardstown Park Hospital (CHO 6)</b>	<b>4.2%</b>	<b>0.3%</b>	<b>4.5%</b>	<b>4.6%</b>	<b>9.2%</b>	<b>49.5%</b>	<b>50.5%</b>
Medical & Dental	97.4%	0.0%	97.4%	0.0%	97.4%	100.0%	0.0%
Nursing & Midwifery	4.5%	0.2%	4.7%	3.3%	8.0%	58.8%	41.2%
Health & Social Care Professionals	0.0%	0.0%	0.0%	5.2%	5.2%	0.0%	100.0%
Management & Administrative	4.8%	1.3%	6.1%	0.5%	6.6%	92.2%	7.8%
General Support	3.0%	0.0%	3.0%	6.0%	9.0%	33.2%	66.8%
Patient & Client Care	3.9%	0.4%	4.3%	5.8%	10.1%	42.8%	57.2%

## February 2021

Muiriosa Foundation, Laois/Offaly absence by Staff Category	Certified absence	Self-certified absence	Non Covid-19 absence	Covid-19 absence	Total absence rate	% Non Covid-19 absence	% Covid-19 absence
<b>Muiriosa Foundation, Laois/Offaly (CHO 8)</b>	<b>3.7%</b>	<b>0.7%</b>	<b>4.3%</b>	<b>2.4%</b>	<b>6.7%</b>	<b>64.2%</b>	<b>35.8%</b>
Medical & Dental							
Nursing & Midwifery	6.6%	0.2%	6.8%	2.1%	9.0%	76.3%	23.7%
Health & Social Care Professionals	4.1%	0.6%	4.8%	2.8%	7.6%	63.0%	37.0%
Management & Administrative	0.0%	0.6%	0.6%	0.0%	0.6%	100.0%	0.0%
General Support	4.6%	2.6%	7.2%	1.6%	8.8%	81.8%	18.2%
Patient & Client Care	2.8%	0.8%	3.6%	2.5%	6.1%	58.5%	41.5%

## February 2021

Muiriosa Foundation, Longford/Westmeath absence by Staff Category	Certified absence	Self-certified absence	Non Covid-19 absence	Covid-19 absence	Total absence rate	% Non Covid-19 absence	% Covid-19 absence
<b>Muiriosa Foundation, Longford/Westmeath (CHO 8)</b>	<b>3.3%</b>	<b>0.3%</b>	<b>3.6%</b>	<b>0.9%</b>	<b>4.5%</b>	<b>80.7%</b>	<b>19.3%</b>
Medical & Dental							
Nursing & Midwifery	6.4%	0.6%	7.0%	6.4%	13.3%	52.3%	47.7%
Health & Social Care Professionals	3.6%	0.1%	3.7%	1.1%	4.8%	77.2%	22.8%
Management & Administrative	0.0%	0.0%	0.0%	0.0%	0.0%		#DIV/0
General Support	0.0%	0.0%	0.0%	0.0%	0.0%		
Patient & Client Care	3.1%	0.4%	3.6%	0.2%	3.8%	93.6%	6.4%

## February 2021

Muiriosa Foundation, South Kildare absence by Staff Category	Certified absence	Self-certified absence	Non Covid-19 absence	Covid-19 absence	Total absence rate	% Non Covid-19 absence	% Covid-19 absence
<b>Muiriosa Foundation, South Kildare (CHO 8)</b>	<b>3.9%</b>	<b>0.2%</b>	<b>4.1%</b>	<b>1.5%</b>	<b>5.7%</b>	<b>73.0%</b>	<b>27.0%</b>
Medical & Dental							
Nursing & Midwifery	2.4%	0.8%	3.2%	0.2%	3.4%	95.0%	5.0%
Health & Social Care Professionals	2.3%	0.1%	2.4%	0.6%	3.0%	80.2%	19.8%
Management & Administrative	0.0%	0.0%	0.0%	0.0%	0.0%		#DIV/0
General Support	2.8%	0.0%	2.8%	5.3%	8.1%	34.3%	65.7%
Patient & Client Care	6.6%	0.2%	6.8%	2.5%	9.3%	72.8%	27.2%

## February 2021

Peamount Hospital (Newcastle) absence by Staff Category	Certified absence	Self-certified absence	Non Covid-19 absence	Covid-19 absence	Total absence rate	% Non Covid-19 absence	% Covid-19 absence
<b>Peamount Hospital (Newcastle) (CHO 7)</b>	<b>3.1%</b>	<b>1.0%</b>	<b>4.2%</b>	<b>1.5%</b>	<b>5.7%</b>	<b>73.5%</b>	<b>26.5%</b>
Medical & Dental	0.0%	0.0%	0.0%	0.0%	0.0%		
Nursing & Midwifery	2.5%	1.0%	3.5%	0.0%	3.5%	100.0%	0.0%
Health & Social Care Professionals	1.4%	0.7%	2.2%	0.0%	2.2%	100.0%	0.0%
Management & Administrative	0.0%	0.1%	0.1%	0.0%	0.1%	100.0%	0.0%
General Support	6.0%	1.0%	7.0%	3.4%	10.4%	67.7%	32.3%
Patient & Client Care	3.8%	1.3%	5.1%	2.4%	7.5%	67.9%	32.1%



## February 2021

Royal Hospital, Donnybrook, Dublin absence by Staff Category	Certified absence	Self-certified absence	Non Covid-19 absence	Covid-19 absence	Total absence rate	% Non Covid-19 absence	% Covid-19 absence
<b>Royal Hospital, Donnybrook, Dublin (CHO 6)</b>	<b>4.4%</b>	<b>0.6%</b>	<b>4.9%</b>	<b>9.7%</b>	<b>14.6%</b>	<b>33.8%</b>	<b>66.2%</b>
Medical & Dental	0.0%	0.0%	0.0%	0.0%	0.0%		
Nursing & Midwifery	1.3%	0.4%	1.7%	12.5%	14.2%	12.0%	88.0%
Health & Social Care Professionals	7.8%	0.7%	8.5%	0.2%	8.7%	98.2%	1.8%
Management & Administrative	0.8%	0.6%	1.3%	0.0%	1.3%	100.0%	0.0%
General Support	3.1%	0.2%	3.4%	6.6%	10.0%	33.9%	66.1%
Patient & Client Care	7.4%	1.0%	8.3%	14.0%	22.4%	37.2%	62.8%

## February 2021

Stewart's Hospital, (Palmerstown) absence by Staff Category	Certified absence	Self-certified absence	Non Covid-19 absence	Covid-19 absence	Total absence rate	% Non Covid-19 absence	% Covid-19 absence
<b>Stewart's Hospital, (Palmerstown) (CHO 7)</b>	<b>4.6%</b>	<b>0.5%</b>	<b>5.1%</b>	<b>0.7%</b>	<b>5.8%</b>	<b>88.6%</b>	<b>11.4%</b>
Medical & Dental	0.0%	0.0%	0.0%	0.0%	0.0%		
Nursing & Midwifery	6.5%	0.5%	7.0%	1.4%	8.4%	83.5%	16.5%
Health & Social Care Professionals	1.1%	0.2%	1.3%	0.3%	1.6%	81.2%	18.8%
Management & Administrative	1.8%	0.3%	2.1%	0.2%	2.2%	93.1%	6.9%
General Support	4.0%	0.3%	4.3%	0.6%	5.0%	87.3%	12.7%
Patient & Client Care	4.7%	0.6%	5.3%	0.6%	5.9%	90.1%	9.9%

## February 2021

St. John of God, Drumcar absence by Staff Category	Certified absence	Self-certified absence	Non Covid-19 absence	Covid-19 absence	Total absence rate	% Non Covid-19 absence	% Covid-19 absence
<b>St. John of God, Drumcar (CHO 8)</b>	<b>4.1%</b>	<b>0.6%</b>	<b>4.7%</b>	<b>3.4%</b>	<b>8.1%</b>	<b>58.4%</b>	<b>41.6%</b>
Medical & Dental	0.0%	0.0%	0.0%	0.0%	0.0%		
Nursing & Midwifery	3.4%	0.7%	4.2%	3.7%	7.9%	52.7%	47.3%
Health & Social Care Professionals	5.1%	0.5%	5.6%	1.5%	7.0%	79.1%	20.9%
Management & Administrative	2.1%	0.3%	2.4%	3.8%	6.2%	38.7%	61.3%
General Support	4.4%	0.7%	5.1%	0.0%	5.1%	100.0%	0.0%
Patient & Client Care	4.4%	0.6%	5.0%	3.8%	8.8%	57.0%	43.0%

## February 2021

St. John of God (IDS) absence by Staff Category	Certified absence	Self-certified absence	Non Covid-19 absence	Covid-19 absence	Total absence rate	% Non Covid-19 absence	% Covid-19 absence
<b>St. John of God (IDS) (CHO 6)</b>	<b>2.6%</b>	<b>0.2%</b>	<b>2.8%</b>	<b>1.9%</b>	<b>4.7%</b>	<b>59.1%</b>	<b>40.9%</b>
Medical & Dental	0.0%	0.0%	0.0%	0.0%	0.0%		
Nursing & Midwifery	4.3%	0.0%	4.3%	1.1%	5.4%	79.3%	20.7%
Health & Social Care Professionals	1.7%	0.2%	1.9%	3.9%	5.8%	32.8%	67.2%
Management & Administrative	0.5%	0.2%	0.7%	0.0%	0.7%	100.0%	0.0%
General Support	4.6%	0.0%	4.6%	0.0%	4.6%	100.0%	0.0%
Patient & Client Care	3.5%	0.3%	3.8%	0.9%	4.7%	80.4%	19.6%



## February 2021

St. John of God, Kerry absence by Staff Category	Certified absence	Self-certified absence	Non Covid-19 absence	Covid-19 absence	Total absence rate	% Non Covid-19 absence	% Covid-19 absence
<b>St. John of God, Kerry (CHO 4)</b>	<b>3.0%</b>	<b>0.3%</b>	<b>3.3%</b>	<b>1.2%</b>	<b>4.5%</b>	<b>73.5%</b>	<b>26.5%</b>
Medical & Dental							
Nursing & Midwifery	5.3%	0.3%	5.6%	1.0%	6.6%	84.8%	15.2%
Health & Social Care Professionals	1.0%	0.2%	1.2%	2.0%	3.2%	37.0%	63.0%
Management & Administrative	3.5%	0.3%	3.8%	0.0%	3.8%	100.0%	0.0%
General Support	3.2%	0.5%	3.7%	1.5%	5.2%	71.1%	28.9%
Patient & Client Care	2.8%	0.3%	3.0%	1.1%	4.1%	73.9%	26.1%

## February 2021

St. John of God Liffey Services absence by Staff Category	Certified absence	Self-certified absence	Non Covid-19 absence	Covid-19 absence	Total absence rate	% Non Covid-19 absence	% Covid-19 absence
<b>St. John of God Liffey Services (CHO 7)</b>	<b>2.9%</b>	<b>0.2%</b>	<b>3.1%</b>	<b>4.2%</b>	<b>7.4%</b>	<b>42.4%</b>	<b>57.6%</b>
Medical & Dental	0.0%	0.0%	0.0%	0.0%	0.0%		
Nursing & Midwifery	5.5%	0.2%	5.7%	5.1%	10.8%	52.5%	47.5%
Health & Social Care Professionals	2.8%	0.2%	3.0%	4.2%	7.2%	41.9%	58.1%
Management & Administrative	1.7%	0.2%	1.9%	0.0%	1.9%	100.0%	0.0%
General Support	2.4%	0.6%	2.9%	2.3%	5.3%	55.6%	44.4%
Patient & Client Care	2.3%	0.2%	2.5%	4.7%	7.2%	34.4%	65.6%

## February 2021

St. Michael's House, Dublin absence by Staff Category	Certified absence	Self-certified absence	Non Covid-19 absence	Covid-19 absence	Total absence rate	% Non Covid-19 absence	% Covid-19 absence
<b>St. Michael's House, Dublin (CHO 9)</b>	<b>3.8%</b>	<b>0.5%</b>	<b>4.3%</b>	<b>1.5%</b>	<b>5.7%</b>	<b>74.0%</b>	<b>26.0%</b>
Medical & Dental	5.4%	0.0%	5.4%	0.0%	5.4%	100.0%	0.0%
Nursing & Midwifery	3.4%	0.4%	3.8%	1.0%	4.8%	79.2%	20.8%
Health & Social Care Professionals	3.5%	0.5%	4.1%	1.5%	5.6%	73.3%	26.7%
Management & Administrative	0.5%	0.1%	0.5%	0.9%	1.4%	37.6%	62.4%
General Support	7.0%	0.2%	7.2%	2.1%	9.3%	77.4%	22.6%
Patient & Client Care	5.1%	0.6%	5.7%	2.1%	7.8%	73.5%	26.5%

## February 2021

St. Patrick's, Kilkenny absence by Staff Category	Certified absence	Self-certified absence	Non Covid-19 absence	Covid-19 absence	Total absence rate	% Non Covid-19 absence	% Covid-19 absence
<b>St. Patrick's, Kilkenny (CHO 5)</b>	<b>9.0%</b>	<b>0.3%</b>	<b>9.3%</b>	<b>5.5%</b>	<b>14.8%</b>	<b>63.0%</b>	<b>37.0%</b>
Medical & Dental							
Nursing & Midwifery	10.6%	0.4%	11.0%	8.8%	19.8%	55.6%	44.4%
Health & Social Care Professionals	10.6%	0.2%	10.9%	7.7%	18.5%	58.5%	41.5%
Management & Administrative	5.8%	0.0%	5.8%	3.1%	8.9%	65.6%	34.4%
General Support	62.5%	0.0%	62.5%	0.0%	62.5%	100.0%	0.0%
Patient & Client Care	8.2%	0.4%	8.6%	5.0%	13.6%	63.1%	36.9%

## February 2021

Sunbeam House Services absence by Staff Category	Certified absence	Self-certified absence	Non Covid-19 absence	Covid-19 absence	Total absence rate	% Non Covid-19 absence	% Covid-19 absence
<b>Sunbeam House Services (CHO 6)</b>	<b>3.8%</b>	<b>0.6%</b>	<b>4.4%</b>	<b>3.4%</b>	<b>7.8%</b>	<b>56.1%</b>	<b>43.9%</b>
Medical & Dental							
Nursing & Midwifery	4.7%	0.2%	4.9%	6.3%	11.3%	43.7%	56.3%
Health & Social Care Professionals	4.3%	0.7%	4.9%	2.4%	7.4%	66.9%	33.1%
Management & Administrative	0.6%	0.2%	0.8%	0.7%	1.6%	53.1%	46.9%
General Support	0.4%	0.4%	0.8%	2.3%	3.0%	25.0%	75.0%
Patient & Client Care	4.1%	0.6%	4.7%	4.7%	9.4%	50.1%	49.9%

## Social Care

Year/ month	Medical & Dental	Nursing & Midwifery	Health & Social Care Professionals	Management & Administrative	General Support	Patient & Client Care	Certified absence	Self-certified absence	Non Covid-19 absence	Covid-19 absence	Total absence rate
<b>2021</b>	<b>1.1%</b>	<b>9.0%</b>	<b>7.1%</b>	<b>3.2%</b>	<b>7.8%</b>	<b>9.1%</b>	<b>4.5%</b>	<b>0.4%</b>	<b>4.9%</b>	<b>3.3%</b>	<b>8.2%</b>
Feb 2021	1.3%	7.5%	6.1%	2.9%	6.1%	7.7%	4.4%	0.5%	4.9%	2.0%	6.9%
Jan 2021	0.9%	10.5%	8.1%	3.5%	9.5%	10.5%	4.6%	0.3%	4.9%	4.5%	9.4%
<b>2020</b>	<b>3.1%</b>	<b>7.3%</b>	<b>5.0%</b>	<b>2.9%</b>	<b>6.6%</b>	<b>6.8%</b>	<b>4.5%</b>	<b>0.4%</b>	<b>4.9%</b>	<b>1.4%</b>	<b>6.2%</b>
Dec 2020	2.6%	6.5%	4.1%	3.1%	4.9%	6.2%	4.2%	0.4%	4.6%	1.0%	5.5%
Nov 2020	3.6%	5.7%	3.8%	2.9%	5.5%	5.7%	4.0%	0.3%	4.3%	0.8%	5.1%
Oct 2020	3.8%	7.0%	5.0%	2.6%	6.8%	6.7%	4.2%	0.4%	4.6%	1.5%	6.1%
Sep 2020	3.0%	7.0%	4.7%	2.3%	6.1%	6.2%	4.3%	0.4%	4.6%	1.1%	5.8%
Aug 2020	3.7%	6.3%	4.4%	2.5%	4.8%	5.9%	4.4%	0.3%	4.7%	0.6%	5.3%
Jul 2020	1.1%	6.1%	4.0%	2.1%	5.9%	5.9%	4.4%	0.4%	4.8%	0.5%	5.3%
Jun 2020	0.9%	6.0%	3.7%	1.9%	6.1%	5.5%	4.0%	0.3%	4.3%	0.7%	5.0%
May 2020	2.1%	8.7%	5.6%	2.6%	7.6%	7.9%	4.5%	0.2%	4.7%	2.5%	7.2%
Apr 2020	2.6%	13.6%	8.3%	3.4%	12.8%	12.0%	5.2%	0.4%	5.7%	5.3%	10.9%
Mar 2020	3.1%	9.0%	7.1%	4.7%	7.9%	8.5%	5.1%	0.4%	5.5%	2.6%	8.0%
Feb 2020	4.3%	5.6%	4.4%	3.5%	5.0%	5.3%	4.6%	0.5%	5.0%		5.0%
Jan 2020	4.6%	6.0%	5.0%	3.5%	6.2%	5.9%	5.0%	0.6%	5.6%		5.6%
<b>2019</b>	<b>1.3%</b>	<b>5.6%</b>	<b>4.2%</b>	<b>3.3%</b>	<b>4.8%</b>	<b>5.2%</b>	<b>4.4%</b>	<b>0.5%</b>	<b>4.9%</b>		<b>4.9%</b>
Dec 2019	3.7%	6.0%	4.7%	3.5%	5.4%	4.8%	4.4%	0.5%	4.9%		4.9%
Nov 2019	1.5%	6.1%	3.8%	3.0%	5.0%	5.4%	4.5%	0.5%	5.0%		5.0%
Oct 2019	0.5%	6.0%	4.2%	2.9%	5.3%	5.7%	4.7%	0.5%	5.2%		5.2%
Sep 2019	1.3%	5.6%	4.5%	3.5%	5.3%	5.2%	4.5%	0.5%	4.9%		4.9%
Aug 2019	1.9%	5.7%	4.6%	3.4%	4.5%	5.4%	4.7%	0.4%	5.0%		5.0%
Jul 2019	1.5%	5.3%	4.1%	3.5%	4.8%	5.1%	4.5%	0.3%	4.8%		4.8%
Jun 2019	2.5%	5.4%	3.9%	2.8%	4.1%	5.3%	4.4%	0.4%	4.8%		4.8%
May 2019	3.9%	5.8%	4.3%	2.7%	4.3%	5.2%	4.4%	0.5%	4.9%		4.9%
Apr 2019	0.1%	5.5%	3.9%	3.1%	4.9%	5.2%	4.3%	0.4%	4.7%		4.7%
Mar 2019	0.3%	5.0%	3.7%	3.5%	4.7%	4.9%	4.1%	0.4%	4.5%		4.5%
Feb 2019	1.0%	5.6%	3.9%	3.9%	4.7%	4.9%	4.3%	0.5%	4.7%		4.7%
Jan 2019	0.3%	5.6%	4.5%	4.2%	5.3%	5.5%	4.6%	0.5%	5.2%		5.2%
<b>2018</b>	<b>1.9%</b>	<b>4.6%</b>	<b>4.2%</b>	<b>3.4%</b>	<b>4.2%</b>	<b>4.8%</b>	<b>4.1%</b>	<b>0.4%</b>	<b>4.5%</b>		<b>4.5%</b>

Social Care

Year/ month	CHO 1	CHO 2	CHO 3	CHO 4	CHO 5	CHO 6	CHO 7	CHO 8	CHO 9	other Comm.	Community Services absence rate	Certified absence	Self-certified absence	Non Covid-19 absence	Covid-19 absence	Total absence rate
2021	10.4%	8.3%	7.4%	8.4%	10.1%	7.5%	8.0%	8.2%	6.7%		8.2%	4.5%	0.4%	4.9%	3.3%	8.2%
Feb 2021	8.5%	7.6%	5.9%	6.7%	9.0%	6.2%	6.6%	7.7%	5.6%		6.9%	4.4%	0.5%	4.9%	2.0%	6.89%
Jan 2021	12.3%	9.0%	8.8%	10.1%	11.3%	8.9%	9.6%	8.7%	7.8%		9.4%	4.6%	0.3%	4.9%	4.5%	9.40%
2020	7.1%	5.6%	5.2%	6.2%	6.6%	4.7%	7.3%	6.7%	5.8%	0.0%	6.2%	4.5%	0.4%	4.9%	1.4%	6.2%
Dec 2020	7.6%	5.7%	4.7%	5.4%	6.9%	3.8%	6.1%	5.6%	4.5%	0.3%	5.5%	4.2%	0.4%	4.6%	1.0%	5.51%
Nov 2020	7.2%	5.2%	4.9%	5.0%	5.5%	3.5%	5.5%	5.4%	4.1%		5.1%	4.0%	0.3%	4.3%	0.8%	5.09%
Oct 2020	8.6%	5.8%	5.3%	6.5%	5.7%	3.7%	7.2%	6.5%	5.1%		6.1%	4.2%	0.4%	4.6%	1.5%	6.08%
Sep 2020	7.6%	5.3%	5.0%	5.3%	5.7%	4.1%	6.9%	6.1%	5.3%		5.8%	4.3%	0.4%	4.6%	1.1%	5.76%
Aug 2020	7.0%	4.1%	5.6%	5.3%	5.5%	4.0%	5.7%	5.7%	4.8%		5.3%	4.4%	0.3%	4.7%	0.6%	5.32%
Jul 2020	6.1%	4.1%	3.9%	4.6%	6.3%	4.4%	6.1%	6.2%	5.2%		5.3%	4.4%	0.4%	4.8%	0.5%	5.26%
Jun 2020	5.6%	4.3%	4.8%	4.9%	5.4%	3.7%	5.5%	5.4%	4.7%		5.0%	4.0%	0.3%	4.3%	0.7%	5.00%
May 2020	6.2%	6.2%	5.9%	7.7%	6.9%	5.4%	9.2%	8.4%	6.5%		7.2%	4.5%	0.2%	4.7%	2.5%	7.19%
Apr 2020	8.8%	9.0%	6.0%	11.9%	10.2%	10.9%	15.8%	12.1%	9.9%		10.9%	5.2%	0.4%	5.7%	5.3%	10.91%
Mar 2020	9.2%	6.8%	6.8%	8.1%	7.7%	6.0%	9.6%	7.2%	8.5%		8.0%	5.1%	0.4%	5.5%	2.6%	8.01%
Feb 2020	5.5%	5.3%	4.4%	4.9%	6.0%	3.7%	4.9%	5.3%	5.2%		5.0%	4.6%	0.5%	5.0%		5.04%
Jan 2020	6.2%	6.3%	5.1%	5.3%	6.9%	4.0%	5.5%	6.4%	5.2%		5.6%	5.0%	0.6%	5.6%		5.59%
2019	7.2%	4.8%	4.4%	4.9%	5.4%	4.0%	4.6%	5.0%	4.6%		4.9%	4.4%	0.5%	4.9%		4.9%
Dec 2019	7.1%	5.0%	4.0%	5.3%	7.0%	3.0%	4.9%	5.0%	5.0%		4.9%	4.4%	0.5%	4.9%		4.94%
Nov 2019	6.3%	5.5%	4.8%	5.4%	6.4%	3.4%	4.5%	4.9%	4.6%		5.0%	4.5%	0.5%	5.0%		5.01%
Oct 2019	6.3%	5.8%	4.8%	5.6%	5.5%	5.0%	5.1%	5.3%	4.6%		5.2%	4.7%	0.5%	5.2%		5.24%
Sep 2019	6.4%	4.9%	4.2%	5.2%	5.5%	4.2%	4.4%	4.9%	4.8%		4.9%	4.5%	0.5%	4.9%		4.93%
Aug 2019	8.1%	5.0%	4.4%	4.7%	5.0%	5.0%	4.3%	5.5%	4.7%		5.0%	4.7%	0.4%	5.0%		5.04%
Jul 2019	7.6%	3.9%	4.3%	4.7%	4.9%	4.2%	4.2%	5.3%	4.5%		4.8%	4.5%	0.3%	4.8%		4.78%
Jun 2019	7.1%	4.1%	4.5%	4.4%	4.7%	4.3%	5.1%	5.0%	4.4%		4.8%	4.4%	0.4%	4.8%		4.82%
May 2019	6.9%	4.4%	4.2%	4.5%	5.2%	4.3%	5.1%	5.2%	4.4%		4.9%	4.4%	0.5%	4.9%		4.89%
Apr 2019	6.7%	4.7%	4.6%	4.7%	5.5%	4.4%	4.4%	4.3%	4.0%		4.7%	4.3%	0.4%	4.7%		4.69%
Mar 2019	7.4%	4.4%	4.1%	4.2%	4.6%	3.4%	4.3%	4.9%	4.0%		4.5%	4.1%	0.4%	4.5%		4.54%
Feb 2019	7.9%	4.5%	4.4%	4.5%	4.9%	3.5%	4.2%	4.5%	4.8%		4.7%	4.3%	0.5%	4.7%		4.73%
Jan 2019	8.3%	4.8%	4.7%	5.4%	5.2%	3.8%	4.7%	5.2%	4.9%		5.2%	4.6%	0.5%	5.2%		5.18%

