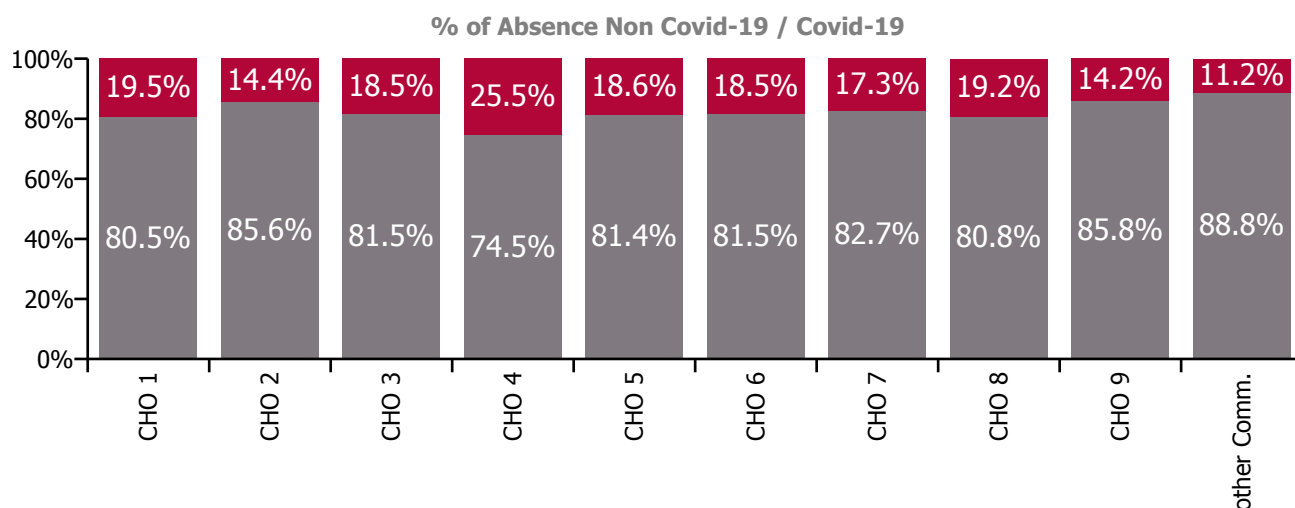
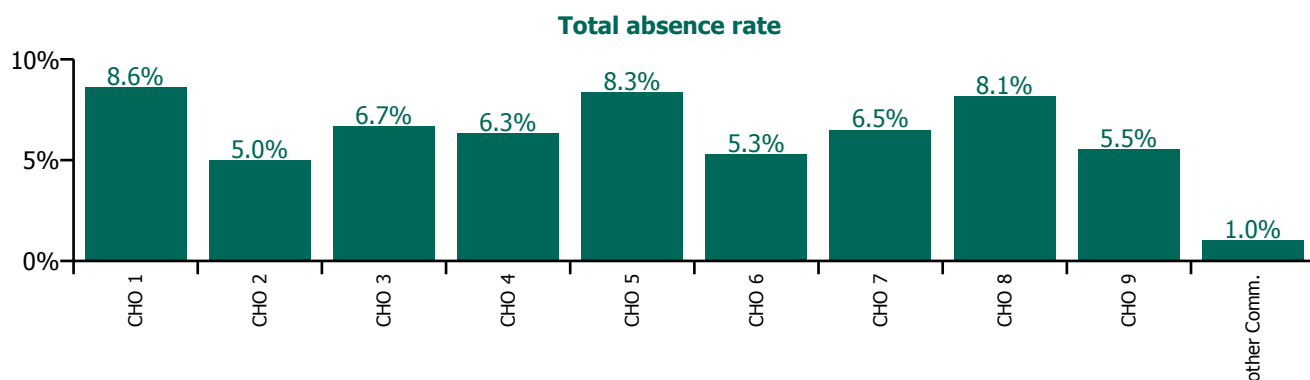


May 2022

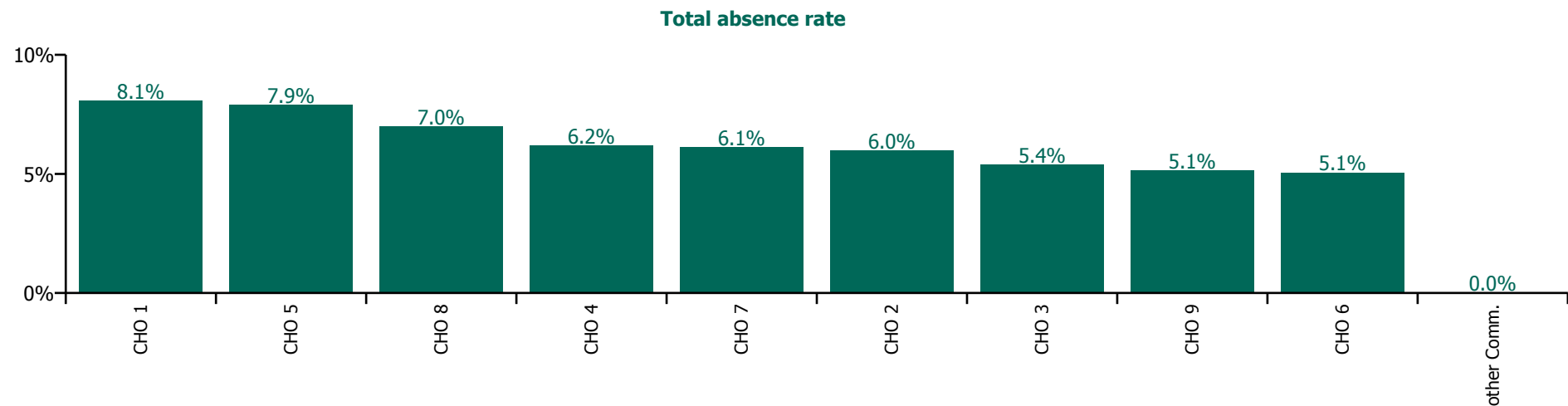
Health Service Absence Rate - by Staff Category: May 2022	Certified absence	Self-certified absence	Non Covid-19 absence	Covid-19 absence	Total absence rate	% Non Covid-19 absence	% Covid-19 absence
Social Care	4.8%	0.6%	5.4%	1.2%	6.6%	81.4%	18.6%
Medical & Dental	2.3%	0.2%	2.5%	0.0%	2.5%	98.7%	1.3%
Nursing & Midwifery	5.0%	0.6%	5.6%	1.4%	7.0%	80.2%	19.8%
Health & Social Care Professionals	3.5%	0.4%	4.0%	0.9%	4.9%	81.4%	18.6%
Management & Administrative	3.2%	0.3%	3.4%	0.8%	4.2%	81.9%	18.1%
General Support	5.3%	0.5%	5.8%	1.6%	7.3%	78.7%	21.3%
Patient & Client Care	5.5%	0.7%	6.1%	1.3%	7.5%	82.3%	17.7%

Health Service Absence Rate - Care Group by CHO: May 2022	Certified absence	Self-certified absence	Non Covid-19 absence	Covid-19 absence	Total absence rate	% Non Covid-19 absence	% Covid-19 absence
Social Care	4.8%	0.6%	5.4%	1.2%	6.6%	81.4%	18.6%
CHO 1	6.4%	0.5%	6.9%	1.7%	8.6%	80.5%	19.5%
CHO 2	4.1%	0.2%	4.3%	0.7%	5.0%	85.6%	14.4%
CHO 3	5.0%	0.4%	5.4%	1.2%	6.7%	81.5%	18.5%
CHO 4	3.5%	1.2%	4.7%	1.6%	6.3%	74.5%	25.5%
CHO 5	6.1%	0.7%	6.8%	1.6%	8.3%	81.4%	18.6%
CHO 6	3.8%	0.5%	4.3%	1.0%	5.3%	81.5%	18.5%
CHO 7	4.7%	0.7%	5.4%	1.1%	6.5%	82.7%	17.3%
CHO 8	6.1%	0.5%	6.6%	1.6%	8.1%	80.8%	19.2%
CHO 9	4.3%	0.4%	4.8%	0.8%	5.5%	85.8%	14.2%
Other Community Services	0.7%	0.2%	0.9%	0.1%	1.0%	88.8%	11.2%

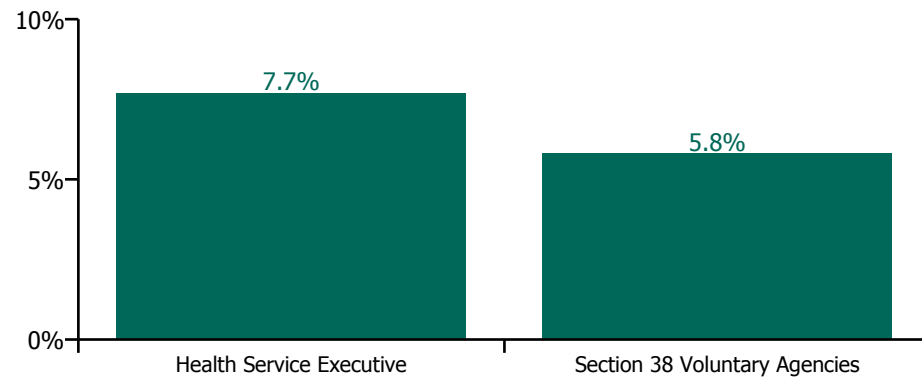


May 2022

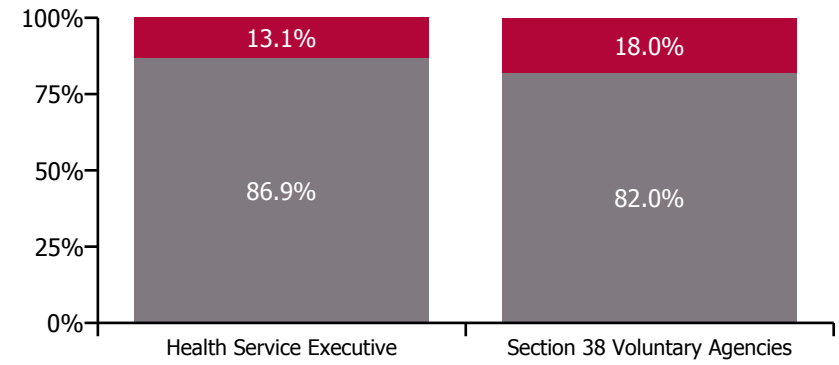
Health Service Absence Rate - by Hospital Group & Staff Category: May 2022	Medical & Dental	Nursing & Midwifery	Health & Social Care Professionals	Management & Administrative	General Support	Patient & Client Care	Certified absence	Self-certified absence	Non Covid-19 absence	Covid-19 absence	Total absence rate
Social Care	3.6%	6.7%	4.8%	4.3%	6.5%	6.9%	4.6%	0.6%	5.2%	1.0%	6.2%
CHO 1	0.0%	7.7%	5.2%	6.4%	4.9%	8.9%	6.2%	0.6%	6.8%	1.3%	8.1%
CHO 2	0.0%	7.9%	5.4%	5.5%	4.4%	5.9%	4.9%	0.3%	5.2%	0.7%	6.0%
CHO 3	0.0%	5.7%	3.2%	4.7%	6.9%	5.9%	3.9%	0.3%	4.2%	1.2%	5.4%
CHO 4	0.0%	6.1%	5.0%	3.4%	8.0%	6.7%	3.4%	1.7%	5.1%	1.1%	6.2%
CHO 5	4.2%	9.0%	7.7%	4.4%	10.1%	8.1%	5.9%	0.5%	6.4%	1.4%	7.9%
CHO 6	0.0%	5.6%	4.3%	1.3%	8.3%	6.6%	3.8%	0.5%	4.3%	0.8%	5.1%
CHO 7	7.1%	6.8%	4.7%	6.3%	5.4%	6.5%	4.4%	0.6%	5.0%	1.1%	6.1%
CHO 8	0.0%	8.4%	5.9%	3.7%	9.9%	7.2%	5.3%	0.5%	5.8%	1.2%	7.0%
CHO 9	4.8%	5.0%	4.0%	3.5%	6.0%	7.0%	4.1%	0.3%	4.4%	0.7%	5.1%
Other Community Services				0.0%			0.0%	0.0%	0.0%	0.0%	0.0%



Total absence rate



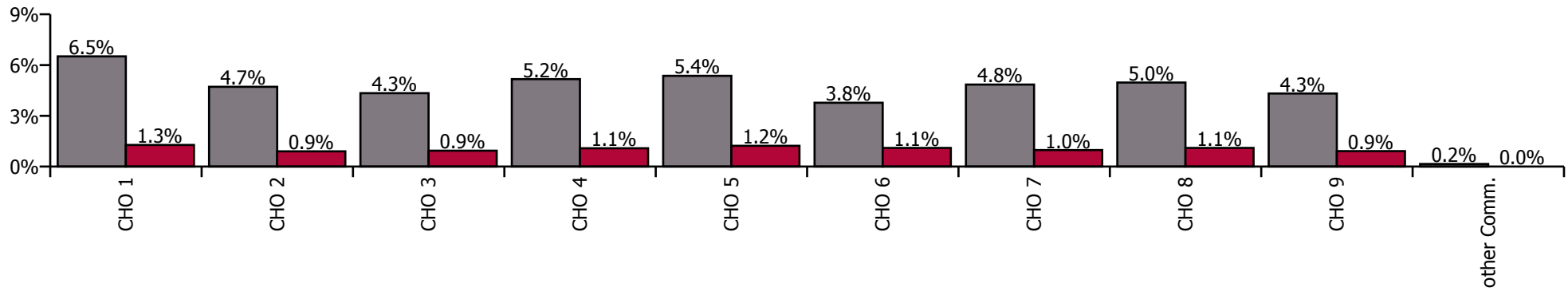
Non Covid-19 & Covid-19 Absence



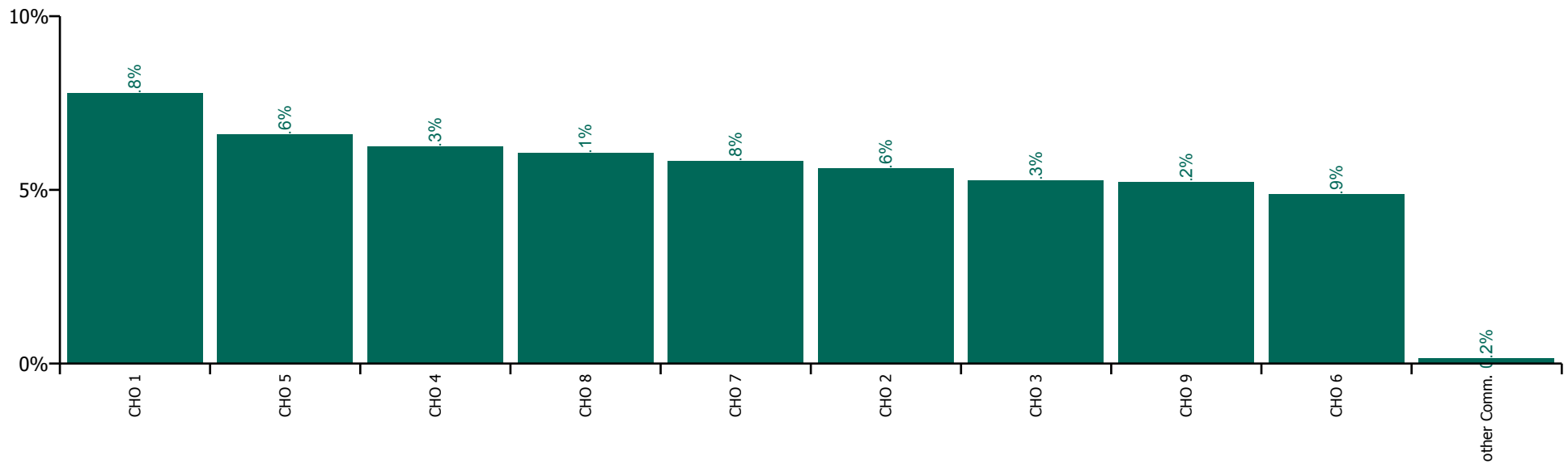
May 2022

Health Service Absence Rate by Hospital: May 2022	Medical & Dental	Nursing & Midwifery	Health & Social Care Professionals	Management & Administrative	General Support	Patient & Client Care	Certified absence	Self-certified absence	Non Covid-19 absence	Covid-19 absence	Total absence rate
Social Care	2.6%	6.5%	5.0%	3.6%	5.6%	6.4%	4.4%	0.5%	4.8%	1.0%	5.9%
Health Service Executive	0.2%	8.9%	4.2%	3.7%	5.0%	8.2%	6.1%	0.4%	6.5%	1.3%	7.8%
CHO 1	0.2%	8.9%	4.2%	3.7%	5.0%	8.2%	6.1%	0.4%	6.5%	1.3%	7.8%
Health Service Executive	3.8%	7.4%	3.1%	1.3%	0.7%	4.8%	4.0%	0.2%	4.2%	0.6%	4.7%
Section 38 Voluntary Agencies	4.4%	6.0%	5.6%	3.4%	4.8%	6.1%	4.5%	0.3%	4.8%	0.9%	5.7%
CHO 2	4.2%	6.3%	5.4%	3.0%	4.4%	6.0%	4.4%	0.3%	4.7%	0.9%	5.6%
Health Service Executive			3.5%	5.3%	18.6%	6.3%	4.5%	0.3%	4.8%	0.8%	5.6%
Section 38 Voluntary Agencies	1.6%	5.8%	5.0%	3.0%	5.1%	5.3%	4.0%	0.3%	4.3%	1.0%	5.3%
CHO 3	1.6%	5.8%	4.9%	3.7%	6.0%	5.3%	4.1%	0.3%	4.3%	0.9%	5.3%
Health Service Executive	6.4%	6.2%	5.2%	2.0%	4.6%	5.5%	3.5%	0.6%	4.1%	0.9%	5.1%
Section 38 Voluntary Agencies	0.0%	7.4%	5.2%	3.4%	5.7%	6.8%	4.4%	0.9%	5.3%	1.1%	6.4%
CHO 4	6.4%	7.3%	5.2%	3.1%	5.5%	6.7%	4.3%	0.9%	5.2%	1.1%	6.3%
Health Service Executive	0.0%	8.6%	6.3%	6.1%	4.6%	8.5%	5.9%	0.5%	6.4%	1.2%	7.6%
Section 38 Voluntary Agencies	9.5%	7.2%	6.8%	4.9%	6.8%	6.3%	4.6%	0.6%	5.1%	1.2%	6.4%
CHO 5	6.9%	7.6%	6.6%	5.3%	6.7%	6.5%	4.8%	0.5%	5.4%	1.2%	6.6%
Health Service Executive	0.8%	8.9%	6.9%	5.9%	2.0%	10.0%	5.0%	0.6%	5.5%	2.9%	8.4%
Section 38 Voluntary Agencies	0.0%	5.1%	4.6%	2.2%	5.1%	4.9%	3.1%	0.5%	3.6%	0.9%	4.5%
CHO 6	0.6%	5.7%	4.7%	2.6%	5.0%	5.5%	3.3%	0.5%	3.8%	1.1%	4.9%
Health Service Executive		1.8%	5.2%	6.4%		4.0%	4.4%	0.3%	4.7%	0.7%	5.4%
Section 38 Voluntary Agencies	1.5%	6.2%	4.6%	3.5%	5.8%	6.4%	4.4%	0.5%	4.9%	1.0%	5.8%
CHO 7	1.5%	6.2%	4.7%	3.7%	5.8%	6.4%	4.4%	0.5%	4.8%	1.0%	5.8%
Health Service Executive	0.2%	10.6%	6.3%	6.5%	11.0%	11.2%	7.6%	0.5%	8.1%	1.4%	9.6%
Section 38 Voluntary Agencies	0.2%	5.2%	5.2%	3.0%	5.2%	5.3%	3.8%	0.3%	4.1%	1.0%	5.1%
CHO 8	0.2%	6.6%	5.4%	4.4%	5.8%	6.5%	4.6%	0.4%	5.0%	1.1%	6.1%
Health Service Executive	1.1%	7.6%	4.7%	4.4%	9.2%	8.9%	5.9%	0.4%	6.4%	1.2%	7.5%
Section 38 Voluntary Agencies	3.3%	4.8%	4.7%	3.3%	5.8%	5.7%	3.8%	0.3%	4.1%	0.9%	5.0%
CHO 9	3.1%	5.4%	4.7%	3.4%	5.9%	6.1%	4.0%	0.3%	4.3%	0.9%	5.2%
Other Community Services				0.2%			0.1%	0.1%	0.2%	0.0%	0.2%

Non Covid-19 / Covid-19 absence rates



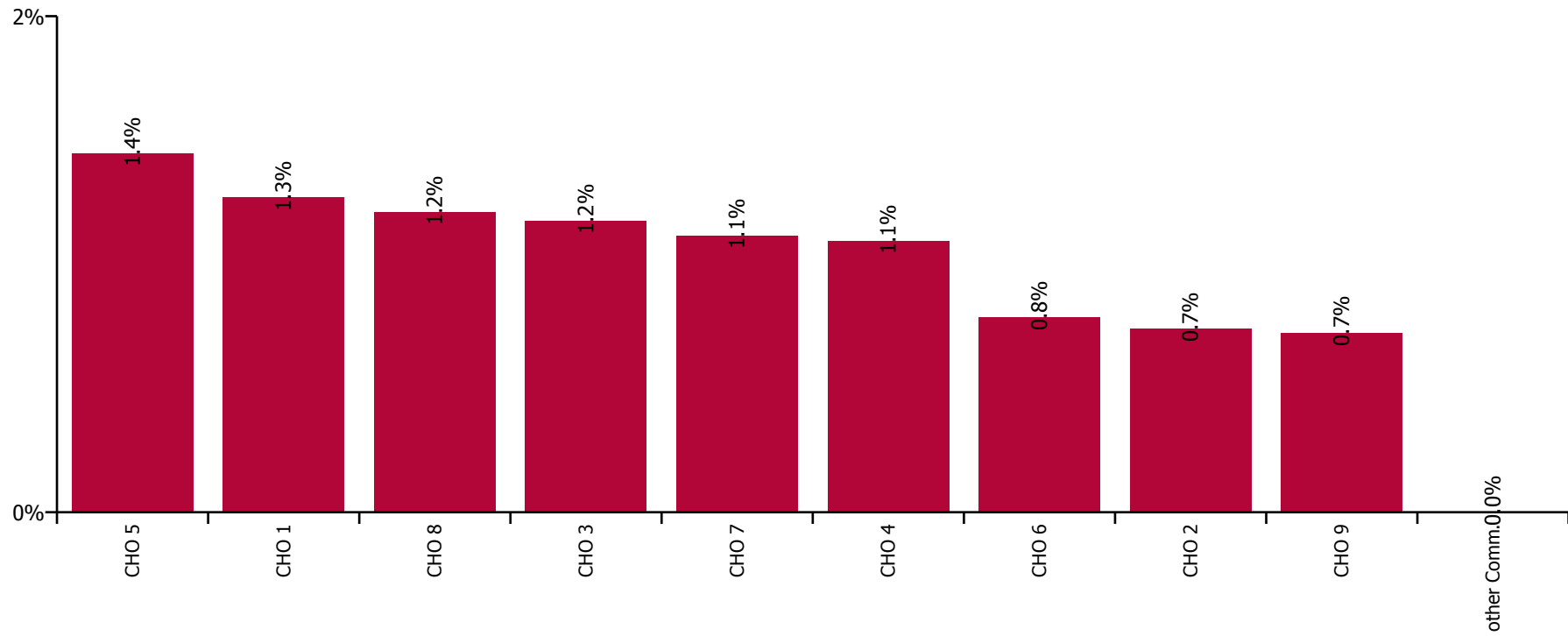
Total absence rate



May 2022

Health Service Covid-19 Absence Rate - by Staff Category & Hospital: May 2022	Medical & Dental	Nursing & Midwifery	Health & Social Care Professionals	Management & Administrative	General Support	Patient & Client Care	Covid-19 absence	Non Covid-19 absence	Total absence rate
Social Care	0.1%	1.0%	0.9%	4.3%	1.4%	1.2%	1.0%	5.2%	6.2%
Health Service Executive	0.0%	1.1%	0.5%	6.4%	0.7%	1.4%	1.3%	6.8%	8.1%
CHO 1	0.0%	1.1%	0.5%	6.4%	0.7%	1.4%	1.3%	6.8%	8.1%
Health Service Executive	0.0%	0.0%	0.0%	3.3%	0.0%	0.0%	0.1%	2.4%	2.5%
Section 38 Voluntary Agencies	0.0%	1.0%	0.7%	5.9%	0.6%	0.9%	0.8%	5.6%	6.4%
CHO 2	0.0%	0.8%	0.6%	5.5%	0.5%	0.8%	0.7%	5.2%	6.0%
Health Service Executive			2.0%	5.7%	0.0%	0.0%	0.5%	4.6%	5.0%
Section 38 Voluntary Agencies	0.0%	1.5%	0.8%	4.2%	2.7%	1.1%	1.2%	4.2%	5.4%
CHO 3	0.0%	1.5%	0.9%	4.7%	2.4%	1.1%	1.2%	4.2%	5.4%
Health Service Executive	0.0%	3.0%	2.5%	0.9%	6.2%	0.7%	1.7%	4.9%	6.6%
Section 38 Voluntary Agencies		0.8%	0.9%	4.2%	2.3%	1.0%	1.0%	5.1%	6.1%
CHO 4	0.0%	1.1%	1.1%	3.4%	2.7%	1.0%	1.1%	5.1%	6.2%
Health Service Executive	0.0%	1.6%	0.4%	3.6%	0.0%	0.7%	0.8%	7.0%	7.8%
Section 38 Voluntary Agencies	0.0%	1.2%	2.6%	4.9%	1.7%	1.5%	1.7%	6.2%	7.9%
CHO 5	0.0%	1.3%	1.8%	4.4%	1.7%	1.4%	1.4%	6.4%	7.9%
Health Service Executive	0.0%	0.0%	3.2%	5.0%	0.0%	1.4%	1.1%	7.5%	8.6%
Section 38 Voluntary Agencies	0.0%	0.7%	0.6%	0.5%	0.0%	1.2%	0.7%	3.6%	4.3%
CHO 6	0.0%	0.5%	0.7%	1.3%	0.0%	1.3%	0.8%	4.3%	5.1%
Health Service Executive		0.0%	1.1%	11.3%		2.8%	1.1%	4.0%	5.1%
Section 38 Voluntary Agencies	0.4%	1.2%	1.0%	5.5%	1.0%	1.2%	1.1%	5.0%	6.1%
CHO 7	0.4%	1.2%	1.0%	6.3%	1.0%	1.2%	1.1%	5.0%	6.1%
Health Service Executive	0.0%	0.7%	1.5%	6.1%	0.0%	0.7%	0.8%	9.5%	10.3%
Section 38 Voluntary Agencies	0.0%	1.7%	1.4%	1.5%	0.6%	1.3%	1.3%	4.5%	5.9%
CHO 8	0.0%	1.4%	1.4%	3.7%	0.5%	1.2%	1.2%	5.8%	7.0%
Health Service Executive	0.0%	0.6%	0.0%	1.8%	0.0%	1.1%	0.7%	6.6%	7.3%
Section 38 Voluntary Agencies	0.0%	0.4%	0.5%	3.8%	1.1%	1.4%	0.7%	4.0%	4.8%
CHO 9	0.0%	0.5%	0.5%	3.5%	1.1%	1.3%	0.7%	4.4%	5.1%
Other Community Services				0.0%			0.0%	0.0%	0.0%

Covid-19 absence rate



May 2022

Health Service Absence Rate - by Staff Category: May 2022	Certified absence	Self-certified absence	Non Covid-19 absence	Covid-19 absence	Total absence rate	% Non Covid-19 absence	% Covid-19 absence
HSE Social Care CHO 1	6.4%	0.5%	6.9%	1.7%	8.6%	80.5%	19.5%
Medical & Dental	0.0%	0.0%	0.0%	0.0%	0.0%		
Nursing & Midwifery	6.0%	0.4%	6.4%	1.4%	7.9%	81.9%	18.1%
Health & Social Care Professionals	4.8%	0.4%	5.2%	0.4%	5.6%	92.6%	7.4%
Management & Administrative	3.4%	0.5%	3.9%	1.4%	5.3%	73.6%	26.4%
General Support	6.9%	0.1%	7.0%	2.0%	9.0%	77.7%	22.3%
Patient & Client Care	7.2%	0.6%	7.9%	2.0%	9.8%	80.0%	20.0%

May 2022

Health Service Absence Rate - by Staff Category: May 2022	Certified absence	Self-certified absence	Non Covid-19 absence	Covid-19 absence	Total absence rate	% Non Covid-19 absence	% Covid-19 absence
HSE Social Care CHO 2	4.1%	0.2%	4.3%	0.7%	5.0%	85.6%	14.4%
Medical & Dental	0.0%	0.0%	0.0%	0.0%	0.0%		
Nursing & Midwifery	4.1%	0.2%	4.2%	0.9%	5.1%	82.6%	17.4%
Health & Social Care Professionals	4.4%	0.3%	4.6%	0.6%	5.2%	89.2%	10.8%
Management & Administrative	3.6%	0.2%	3.8%	0.8%	4.6%	83.6%	16.4%
General Support	3.2%	0.2%	3.3%	0.3%	3.6%	92.0%	8.0%
Patient & Client Care	4.1%	0.2%	4.4%	0.7%	5.1%	85.6%	14.4%

May 2022

Health Service Absence Rate - by Staff Category: May 2022	Certified absence	Self-certified absence	Non Covid-19 absence	Covid-19 absence	Total absence rate	% Non Covid-19 absence	% Covid-19 absence
HSE Social Care CHO 3	5.0%	0.4%	5.4%	1.2%	6.7%	81.5%	18.5%
Medical & Dental	8.3%	0.0%	8.3%	0.0%	8.3%	100.0%	0.0%
Nursing & Midwifery	5.8%	0.4%	6.2%	1.5%	7.7%	80.7%	19.3%
Health & Social Care Professionals	2.1%	0.3%	2.4%	0.9%	3.3%	72.7%	27.3%
Management & Administrative	3.3%	0.4%	3.7%	1.0%	4.7%	78.5%	21.5%
General Support	4.9%	0.1%	5.0%	3.1%	8.1%	61.6%	38.4%
Patient & Client Care	5.7%	0.5%	6.2%	1.0%	7.3%	85.8%	14.2%

May 2022

Health Service Absence Rate - by Staff Category: May 2022	Certified absence	Self-certified absence	Non Covid-19 absence	Covid-19 absence	Total absence rate	% Non Covid-19 absence	% Covid-19 absence
HSE Social Care CHO 4	3.5%	1.2%	4.7%	1.6%	6.3%	74.5%	25.5%
Medical & Dental	0.0%	0.0%	0.0%	0.0%	0.0%		
Nursing & Midwifery	3.3%	1.3%	4.5%	1.8%	6.4%	71.0%	29.0%
Health & Social Care Professionals	3.0%	0.7%	3.7%	1.1%	4.9%	76.7%	23.3%
Management & Administrative	1.7%	0.2%	1.9%	0.8%	2.7%	70.9%	29.1%
General Support	4.0%	1.1%	5.1%	2.2%	7.3%	69.4%	30.6%
Patient & Client Care	3.9%	1.4%	5.4%	1.7%	7.0%	76.4%	23.6%

May 2022

Health Service Absence Rate - by Staff Category: May 2022	Certified absence	Self- certified absence	Non Covid-19 absence	Covid-19 absence	Total absence rate	% Non Covid-19 absence	% Covid-19 absence
HSE Social Care CHO 5	6.1%	0.7%	6.8%	1.6%	8.3%	81.4%	18.6%
Medical & Dental	0.0%	0.6%	0.6%	0.0%	0.6%	100.0%	0.0%
Nursing & Midwifery	6.7%	0.8%	7.5%	2.0%	9.5%	78.8%	21.2%
Health & Social Care Professionals	5.2%	0.6%	5.8%	1.9%	7.8%	75.2%	24.8%
Management & Administrative	4.0%	0.2%	4.2%	1.3%	5.5%	75.8%	24.2%
General Support	7.8%	0.5%	8.2%	1.6%	9.9%	83.5%	16.5%
Patient & Client Care	6.4%	0.7%	7.0%	1.3%	8.3%	84.3%	15.7%

May 2022

Health Service Absence Rate - by Staff Category: May 2022	Certified absence	Self- certified absence	Non Covid-19 absence	Covid-19 absence	Total absence rate	% Non Covid-19 absence	% Covid-19 absence
HSE Social Care CHO 6	3.8%	0.5%	4.3%	1.0%	5.3%	81.5%	18.5%
Medical & Dental	0.0%	0.0%	0.0%	0.0%	0.0%		
Nursing & Midwifery	4.0%	0.7%	4.6%	1.1%	5.7%	81.3%	18.7%
Health & Social Care Professionals	2.8%	0.5%	3.3%	0.9%	4.2%	78.8%	21.2%
Management & Administrative	0.9%	0.3%	1.2%	0.0%	1.3%	96.2%	3.8%
General Support	5.7%	0.4%	6.1%	0.5%	6.6%	92.9%	7.1%
Patient & Client Care	4.7%	0.6%	5.3%	1.4%	6.7%	79.8%	20.2%

May 2022

Health Service Absence Rate - by Staff Category: May 2022	Certified absence	Self- certified absence	Non Covid-19 absence	Covid-19 absence	Total absence rate	% Non Covid-19 absence	% Covid-19 absence
HSE Social Care CHO 7	4.7%	0.7%	5.4%	1.1%	6.5%	82.7%	17.3%
Medical & Dental	3.9%	0.9%	4.9%	0.3%	5.2%	94.1%	5.9%
Nursing & Midwifery	5.0%	0.8%	5.8%	1.3%	7.1%	81.2%	18.8%
Health & Social Care Professionals	3.1%	0.6%	3.6%	1.0%	4.6%	78.6%	21.4%
Management & Administrative	4.6%	0.2%	4.8%	0.8%	5.6%	86.2%	13.8%
General Support	4.9%	0.4%	5.4%	0.8%	6.2%	86.5%	13.5%
Patient & Client Care	5.2%	0.7%	5.9%	1.2%	7.1%	83.3%	16.7%

May 2022

Health Service Absence Rate - by Staff Category: May 2022	Certified absence	Self- certified absence	Non Covid-19 absence	Covid-19 absence	Total absence rate	% Non Covid-19 absence	% Covid-19 absence
HSE Social Care CHO 8	6.1%	0.5%	6.6%	1.6%	8.1%	80.8%	19.2%
Medical & Dental	0.0%	0.0%	0.0%	0.0%	0.0%		
Nursing & Midwifery	6.2%	0.6%	6.8%	2.0%	8.8%	77.3%	22.7%
Health & Social Care Professionals	4.1%	0.4%	4.5%	1.4%	5.9%	76.9%	23.1%
Management & Administrative	4.2%	0.4%	4.5%	0.9%	5.4%	83.3%	16.7%
General Support	11.9%	0.3%	12.2%	1.2%	13.4%	90.8%	9.2%
Patient & Client Care	6.6%	0.6%	7.2%	1.5%	8.7%	82.3%	17.7%

May 2022

Health Service Absence Rate - by Staff Category: May 2022	Certified absence	Self-certified absence	Non Covid-19 absence	Covid-19 absence	Total absence rate	% Non Covid-19 absence	% Covid-19 absence
HSE Social Care CHO 9	4.3%	0.4%	4.8%	0.8%	5.5%	85.8%	14.2%
Medical & Dental	4.1%	0.1%	4.2%	0.0%	4.2%	100.0%	0.0%
Nursing & Midwifery	4.2%	0.5%	4.7%	0.6%	5.3%	88.2%	11.8%
Health & Social Care Professionals	3.6%	0.3%	3.9%	0.6%	4.5%	87.5%	12.5%
Management & Administrative	3.2%	0.3%	3.5%	0.4%	3.9%	89.7%	10.3%
General Support	4.1%	0.6%	4.7%	2.0%	6.7%	70.0%	30.0%
Patient & Client Care	5.6%	0.5%	6.1%	1.0%	7.1%	85.6%	14.4%

May 2022

Health Service Absence Rate - by Staff Category: May 2022	Certified absence	Self-certified absence	Non Covid-19 absence	Covid-19 absence	Total absence rate	% Non Covid-19 absence	% Covid-19 absence
HSE Social Care Other Community Services	0.7%	0.2%	0.9%	0.1%	1.0%	88.8%	11.2%
Medical & Dental							
Nursing & Midwifery							
Health & Social Care Professionals	0.0%	0.0%	0.0%	0.0%	0.0%		#DIV/0
Management & Administrative	0.7%	0.2%	0.9%	0.1%	1.0%	88.8%	11.2%
General Support							
Patient & Client Care	0.0%	0.0%	0.0%	0.0%	0.0%		#DIV/0

May 2022

Avista Dublin absence by Staff Category	Certified absence	Self-certified absence	Non Covid-19 absence	Covid-19 absence	Total absence rate	% Non Covid-19 absence	% Covid-19 absence
Avista Dublin (CHO 9)	3.7%	0.4%	4.2%	1.4%	5.6%	74.8%	25.2%
Medical & Dental	17.3%	0.0%	17.3%	0.0%	17.3%	100.0%	0.0%
Nursing & Midwifery	3.5%	0.3%	3.8%	0.7%	4.4%	84.5%	15.5%
Health & Social Care Professionals	4.3%	0.5%	4.9%	0.9%	5.8%	84.4%	15.6%
Management & Administrative	3.5%	0.1%	3.6%	0.5%	4.1%	87.2%	12.8%
General Support	3.8%	0.3%	4.1%	1.9%	6.0%	68.4%	31.6%
Patient & Client Care	3.4%	0.5%	3.9%	2.4%	6.3%	62.1%	37.9%

May 2022

Avista Limerick absence by Staff Category	Certified absence	Self-certified absence	Non Covid-19 absence	Covid-19 absence	Total absence rate	% Non Covid-19 absence	% Covid-19 absence
Avista Limerick (CHO 3)	3.8%	0.1%	3.9%	1.5%	5.4%	73.1%	26.9%
Medical & Dental							
Nursing & Midwifery	4.6%	0.1%	4.7%	1.4%	6.1%	77.0%	23.0%
Health & Social Care Professionals	0.7%	0.2%	1.0%	0.2%	1.1%	84.3%	15.7%
Management & Administrative	1.6%	0.0%	1.6%	4.4%	6.0%	26.1%	73.9%
General Support	4.0%	0.1%	4.1%	3.0%	7.1%	58.2%	41.8%
Patient & Client Care	4.8%	0.1%	4.9%	1.2%	6.1%	80.1%	19.9%

May 2022

Avista Roscrea absence by Staff Category	Certified absence	Self-certified absence	Non Covid-19 absence	Covid-19 absence	Total absence rate	% Non Covid-19 absence	% Covid-19 absence
Avista Roscrea (CHO 3)	3.7%	0.2%	3.9%	0.7%	4.5%	85.5%	14.5%
Medical & Dental							
Nursing & Midwifery	5.4%	0.0%	5.4%	0.9%	6.3%	85.2%	14.8%
Health & Social Care Professionals	4.8%	0.1%	4.9%	0.5%	5.3%	91.4%	8.6%
Management & Administrative	1.5%	0.0%	1.5%	0.0%	1.5%	100.0%	0.0%
General Support	0.0%	0.0%	0.0%	1.4%	1.4%	0.0%	100.0%
Patient & Client Care	3.5%	0.3%	3.8%	0.7%	4.5%	85.3%	14.7%

May 2022

Bros. of Charity, Clare absence by Staff Category	Certified absence	Self-certified absence	Non Covid-19 absence	Covid-19 absence	Total absence rate	% Non Covid-19 absence	% Covid-19 absence
Bros. of Charity, Clare (CHO 3)	3.1%	0.4%	3.5%	0.8%	4.3%	81.0%	19.0%
Medical & Dental	0.0%	0.0%	0.0%	0.0%	0.0%		
Nursing & Midwifery	0.0%	0.0%	0.0%	3.1%	3.1%	0.0%	100.0%
Health & Social Care Professionals	2.6%	0.4%	3.0%	1.0%	3.9%	75.4%	24.6%
Management & Administrative	6.8%	0.4%	7.3%	0.0%	7.3%	100.0%	0.0%
General Support							
Patient & Client Care	3.1%	0.4%	3.5%	0.8%	4.3%	81.8%	18.2%

May 2022

Bros. of Charity, Limerick absence by Staff Category	Certified absence	Self-certified absence	Non Covid-19 absence	Covid-19 absence	Total absence rate	% Non Covid-19 absence	% Covid-19 absence
Bros. of Charity, Limerick (CHO 3)	4.5%	0.6%	5.1%	1.6%	6.7%	76.2%	23.8%
Medical & Dental	0.0%	0.0%	0.0%	0.0%	0.0%		
Nursing & Midwifery	2.5%	0.6%	3.1%	1.7%	4.8%	64.3%	35.7%
Health & Social Care Professionals	1.7%	0.4%	2.1%	1.2%	3.3%	62.6%	37.4%
Management & Administrative	0.0%	1.2%	1.2%	0.3%	1.5%	79.7%	20.3%
General Support	1.8%	0.0%	1.8%	2.6%	4.4%	40.6%	59.4%
Patient & Client Care	6.8%	0.6%	7.4%	1.7%	9.2%	80.9%	19.1%

May 2022

Bros. of Charity, Southern absence by Staff Category	Certified absence	Self-certified absence	Non Covid-19 absence	Covid-19 absence	Total absence rate	% Non Covid-19 absence	% Covid-19 absence
Bros. of Charity, Southern (CHO 4)	4.0%	0.4%	4.5%	0.9%	5.4%	82.9%	17.1%
Medical & Dental							
Nursing & Midwifery	2.1%	0.6%	2.7%	1.8%	4.6%	59.8%	40.2%
Health & Social Care Professionals	2.9%	0.3%	3.2%	1.1%	4.3%	73.9%	26.1%
Management & Administrative	5.7%	0.3%	6.0%	0.7%	6.7%	89.6%	10.4%
General Support	0.5%	0.4%	0.9%	0.0%	0.9%	100.0%	0.0%
Patient & Client Care	4.8%	0.5%	5.3%	0.7%	6.0%	87.7%	12.3%

May 2022

Bros. of Charity, Waterford absence by Staff Category	Certified absence	Self-certified absence	Non Covid-19 absence	Covid-19 absence	Total absence rate	% Non Covid-19 absence	% Covid-19 absence
Bros. of Charity, Waterford (CHO 5)	5.3%	0.7%	6.0%	2.3%	8.3%	72.9%	27.1%
Medical & Dental	0.0%	11.4%	11.4%	0.0%	11.4%	100.0%	0.0%
Nursing & Midwifery	4.0%	0.8%	4.8%	2.0%	6.8%	70.8%	29.2%
Health & Social Care Professionals	5.8%	1.0%	6.8%	4.1%	10.9%	62.2%	37.8%
Management & Administrative	2.0%	0.3%	2.3%	2.7%	5.0%	46.1%	53.9%
General Support	0.0%	0.9%	0.9%	3.6%	4.5%	20.5%	79.5%
Patient & Client Care	5.8%	0.7%	6.5%	1.9%	8.4%	77.6%	22.4%

May 2022

Bros. of Charity, West Region absence by Staff Category	Certified absence	Self-certified absence	Non Covid-19 absence	Covid-19 absence	Total absence rate	% Non Covid-19 absence	% Covid-19 absence
Bros. of Charity, West Region (CHO 2)	5.2%	0.3%	5.6%	0.8%	6.4%	87.2%	12.8%
Medical & Dental	0.0%	0.0%	0.0%	0.0%	0.0%		
Nursing & Midwifery	7.4%	0.3%	7.7%	1.0%	8.7%	88.6%	11.4%
Health & Social Care Professionals	4.8%	0.3%	5.2%	0.7%	5.8%	88.7%	11.3%
Management & Administrative	5.3%	0.3%	5.6%	0.3%	5.9%	94.3%	5.7%
General Support	4.0%	0.3%	4.3%	0.6%	4.9%	87.7%	12.3%
Patient & Client Care	4.9%	0.3%	5.3%	0.9%	6.2%	85.1%	14.9%

May 2022

Carriglea Cairde Services absence by Staff Category	Certified absence	Self-certified absence	Non Covid-19 absence	Covid-19 absence	Total absence rate	% Non Covid-19 absence	% Covid-19 absence
Carriglea Cairde Services (CHO 5)	6.1%	0.2%	6.3%	0.8%	7.1%	88.4%	11.6%
Medical & Dental							
Nursing & Midwifery	5.5%	0.2%	5.7%	0.5%	6.2%	92.6%	7.4%
Health & Social Care Professionals	5.1%	0.3%	5.4%	0.4%	5.8%	93.4%	6.6%
Management & Administrative	9.1%	0.0%	9.1%	0.0%	9.1%	100.0%	0.0%
General Support	3.9%	0.6%	4.5%	0.0%	4.5%	100.0%	0.0%
Patient & Client Care	6.4%	0.1%	6.5%	1.1%	7.6%	85.0%	15.0%

May 2022

Central Remedial Clinic absence by Staff Category	Certified absence	Self-certified absence	Non Covid-19 absence	Covid-19 absence	Total absence rate	% Non Covid-19 absence	% Covid-19 absence
Central Remedial Clinic (CHO 9)	2.4%	0.3%	2.6%	0.6%	3.3%	80.3%	19.7%
Medical & Dental	0.0%	0.0%	0.0%	0.0%	0.0%		
Nursing & Midwifery	12.3%	1.2%	13.6%	0.0%	13.6%	100.0%	0.0%
Health & Social Care Professionals	1.0%	0.1%	1.1%	0.9%	2.0%	54.9%	45.1%
Management & Administrative	3.0%	0.3%	3.3%	0.0%	3.3%	100.0%	0.0%
General Support	0.1%	0.0%	0.1%	0.0%	0.1%	100.0%	0.0%
Patient & Client Care	3.4%	0.4%	3.8%	0.7%	4.5%	84.0%	16.0%

May 2022

Cheeverstown House absence by Staff Category	Certified absence	Self-certified absence	Non Covid-19 absence	Covid-19 absence	Total absence rate	% Non Covid-19 absence	% Covid-19 absence
Cheeverstown House (CHO 7)	7.4%	1.0%	8.4%	1.5%	9.9%	85.1%	14.9%
Medical & Dental	0.0%	0.0%	0.0%	0.0%	0.0%		
Nursing & Midwifery	4.4%	0.7%	5.2%	0.6%	5.7%	90.1%	9.9%
Health & Social Care Professionals	6.9%	0.4%	7.4%	0.5%	7.9%	93.1%	6.9%
Management & Administrative	3.7%	0.7%	4.3%	2.1%	6.4%	67.3%	32.7%
General Support	8.4%	0.2%	8.5%	2.5%	11.0%	77.6%	22.4%
Patient & Client Care	11.4%	1.9%	13.3%	2.7%	16.0%	83.2%	16.8%

May 2022

Children's Sunshine Home absence by Staff Category	Certified absence	Self-certified absence	Non Covid-19 absence	Covid-19 absence	Total absence rate	% Non Covid-19 absence	% Covid-19 absence
Children's Sunshine Home (CHO 6)	9.0%	0.6%	9.7%	0.8%	10.5%	92.1%	7.9%
Medical & Dental							
Nursing & Midwifery	10.8%	0.6%	11.4%	0.3%	11.7%	97.6%	2.4%
Health & Social Care Professionals	0.0%	0.0%	0.0%	0.0%	0.0%		#DIV/0
Management & Administrative	0.0%	0.6%	0.6%	0.0%	0.6%	100.0%	0.0%
General Support	26.8%	0.0%	26.8%	0.0%	26.8%	100.0%	0.0%
Patient & Client Care	7.3%	0.9%	8.1%	2.1%	10.3%	79.1%	20.9%

May 2022

Cope Foundation absence by Staff Category	Certified absence	Self-certified absence	Non Covid-19 absence	Covid-19 absence	Total absence rate	% Non Covid-19 absence	% Covid-19 absence
Cope Foundation (CHO 4)	2.9%	3.0%	5.9%	0.8%	6.7%	88.1%	11.9%
Medical & Dental							
Nursing & Midwifery	2.9%	3.1%	6.1%	0.5%	6.6%	91.9%	8.1%
Health & Social Care Professionals	1.7%	1.5%	3.3%	0.4%	3.6%	90.3%	9.7%
Management & Administrative	0.4%	0.7%	1.1%	1.3%	2.4%	46.4%	53.6%
General Support	2.9%	2.3%	5.2%	2.5%	7.7%	68.0%	32.0%
Patient & Client Care	3.3%	3.4%	6.7%	0.7%	7.4%	90.4%	9.6%

May 2022

Incorporated Orthopaedic Hospital absence by Staff Category	Certified absence	Self-certified absence	Non Covid-19 absence	Covid-19 absence	Total absence rate	% Non Covid-19 absence	% Covid-19 absence
Incorporated Orthopaedic Hospital (CHO 9)	5.6%	0.5%	6.1%	0.7%	6.7%	90.0%	10.0%
Medical & Dental	2.1%	0.0%	2.1%	0.0%	2.1%	100.0%	0.0%
Nursing & Midwifery	0.9%	0.2%	1.1%	0.0%	1.1%	100.0%	0.0%
Health & Social Care Professionals	12.7%	0.4%	13.1%	2.5%	15.6%	84.0%	16.0%
Management & Administrative	2.5%	0.7%	3.2%	0.0%	3.2%	100.0%	0.0%
General Support	2.3%	1.5%	3.8%	1.7%	5.4%	69.4%	30.6%
Patient & Client Care	10.3%	0.3%	10.7%	0.0%	10.7%	100.0%	0.0%

May 2022

Kare, Newbridge, Co Kildare absence by Staff Category	Certified absence	Self-certified absence	Non Covid-19 absence	Covid-19 absence	Total absence rate	% Non Covid-19 absence	% Covid-19 absence
Kare, Newbridge, Co Kildare (CHO 7)	5.8%	0.6%	6.4%	2.7%	9.0%	70.6%	29.4%
Medical & Dental							
Nursing & Midwifery	1.2%	0.2%	1.4%	5.3%	6.6%	20.7%	79.3%
Health & Social Care Professionals	5.8%	0.8%	6.5%	2.5%	9.0%	72.6%	27.4%
Management & Administrative	8.0%	0.4%	8.4%	0.5%	8.9%	94.5%	5.5%
General Support	0.0%	0.0%	0.0%	0.0%	0.0%		
Patient & Client Care	6.0%	0.6%	6.6%	2.8%	9.4%	70.1%	29.9%

May 2022

Leopardstown Park Hospital absence by Staff Category	Certified absence	Self-certified absence	Non Covid-19 absence	Covid-19 absence	Total absence rate	% Non Covid-19 absence	% Covid-19 absence
Leopardstown Park Hospital (CHO 6)	3.0%	0.6%	3.6%	1.4%	5.0%	71.3%	28.7%
Medical & Dental							
Nursing & Midwifery	2.5%	0.8%	3.3%	0.6%	3.8%	85.3%	14.7%
Health & Social Care Professionals	0.0%	0.0%	0.0%	9.2%	9.2%	0.0%	100.0%
Management & Administrative	0.0%	0.8%	0.8%	0.5%	1.3%	62.6%	37.4%
General Support	6.3%	0.3%	6.5%	0.0%	6.5%	100.0%	0.0%
Patient & Client Care	2.8%	0.6%	3.4%	2.0%	5.5%	62.6%	37.4%

May 2022

Muiriosa Foundation, Laois/Offaly absence by Staff Category	Certified absence	Self-certified absence	Non Covid-19 absence	Covid-19 absence	Total absence rate	% Non Covid-19 absence	% Covid-19 absence
Muiriosa Foundation, Laois/Offaly (CHO 8)	4.0%	0.2%	4.1%	2.3%	6.5%	64.0%	36.0%
Medical & Dental							
Nursing & Midwifery	3.8%	0.3%	4.1%	2.8%	6.9%	59.0%	41.0%
Health & Social Care Professionals	4.7%	0.3%	5.0%	2.4%	7.4%	67.5%	32.5%
Management & Administrative	0.3%	0.0%	0.3%	0.0%	0.3%	100.0%	0.0%
General Support	10.8%	0.0%	10.8%	0.0%	10.8%	100.0%	0.0%
Patient & Client Care	3.7%	0.1%	3.8%	2.4%	6.3%	61.0%	39.0%

May 2022

Muiriosa Foundation, Longford/Westmeath absence by Staff Category	Certified absence	Self-certified absence	Non Covid-19 absence	Covid-19 absence	Total absence rate	% Non Covid-19 absence	% Covid-19 absence
Muiriosa Foundation, Longford/Westmeath (CHO 8)	2.2%	0.3%	2.5%	0.8%	3.3%	74.9%	25.1%
Medical & Dental							
Nursing & Midwifery	0.0%	0.0%	0.0%	2.6%	2.6%	0.0%	100.0%
Health & Social Care Professionals	2.2%	0.5%	2.7%	0.8%	3.5%	76.9%	23.1%
Management & Administrative	0.0%	0.6%	0.6%	0.0%	0.6%	100.0%	0.0%
General Support	0.0%	0.0%	0.0%	0.0%	0.0%		
Patient & Client Care	2.6%	0.2%	2.8%	0.8%	3.6%	77.1%	22.9%

May 2022

Muiriosa Foundation, South Kildare absence by Staff Category	Certified absence	Self-certified absence	Non Covid-19 absence	Covid-19 absence	Total absence rate	% Non Covid-19 absence	% Covid-19 absence
Muiriosa Foundation, South Kildare (CHO 8)	4.3%	0.1%	4.4%	0.9%	5.3%	83.4%	16.6%
Medical & Dental							
Nursing & Midwifery	3.9%	0.1%	4.0%	1.3%	5.3%	75.2%	24.8%
Health & Social Care Professionals	4.4%	0.3%	4.6%	0.4%	5.1%	91.4%	8.6%
Management & Administrative	1.8%	0.2%	2.0%	0.0%	2.0%	100.0%	0.0%
General Support	9.1%	0.0%	9.1%	1.6%	10.6%	85.2%	14.8%
Patient & Client Care	4.3%	0.0%	4.4%	1.2%	5.6%	78.9%	21.1%

May 2022

Peamount Hospital (Newcastle) absence by Staff Category	Certified absence	Self-certified absence	Non Covid-19 absence	Covid-19 absence	Total absence rate	% Non Covid-19 absence	% Covid-19 absence
Peamount Hospital (Newcastle) (CHO 7)	3.2%	1.0%	4.3%	1.5%	5.8%	73.8%	26.2%
Medical & Dental	7.5%	1.7%	9.2%	0.6%	9.8%	94.1%	5.9%
Nursing & Midwifery	4.8%	1.1%	6.0%	2.0%	8.0%	74.7%	25.3%
Health & Social Care Professionals	1.4%	0.8%	2.2%	0.9%	3.0%	71.4%	28.6%
Management & Administrative	0.5%	0.5%	1.0%	0.6%	1.6%	59.9%	40.1%
General Support	1.5%	1.1%	2.5%	0.5%	3.1%	82.9%	17.1%
Patient & Client Care	3.5%	1.1%	4.6%	1.8%	6.3%	71.7%	28.3%

May 2022

Royal Hospital, Donnybrook, Dublin absence by Staff Category	Certified absence	Self-certified absence	Non Covid-19 absence	Covid-19 absence	Total absence rate	% Non Covid-19 absence	% Covid-19 absence
Royal Hospital, Donnybrook, Dublin (CHO 6)	2.8%	0.4%	3.2%	1.2%	4.4%	72.5%	27.5%
Medical & Dental	0.0%	0.0%	0.0%	0.0%	0.0%		
Nursing & Midwifery	2.4%	0.4%	2.8%	2.1%	4.9%	56.3%	43.7%
Health & Social Care Professionals	1.0%	0.1%	1.1%	0.8%	1.9%	57.0%	43.0%
Management & Administrative	0.0%	0.0%	0.0%	0.0%	0.0%		#DIV/0
General Support	0.7%	0.6%	1.3%	1.8%	3.1%	41.8%	58.2%
Patient & Client Care	5.3%	0.5%	5.7%	0.4%	6.1%	94.2%	5.8%

May 2022

Stewart's Hospital, (Palmerstown) absence by Staff Category	Certified absence	Self-certified absence	Non Covid-19 absence	Covid-19 absence	Total absence rate	% Non Covid-19 absence	% Covid-19 absence
Stewart's Hospital, (Palmerstown) (CHO 7)	3.8%	0.4%	4.2%	0.7%	4.9%	85.2%	14.8%
Medical & Dental							
Nursing & Midwifery	5.6%	0.3%	5.9%	0.8%	6.8%	87.8%	12.2%
Health & Social Care Professionals	1.9%	0.6%	2.5%	2.2%	4.7%	53.5%	46.5%
Management & Administrative	5.9%	0.1%	6.0%	0.5%	6.5%	91.7%	8.3%
General Support	2.3%	0.1%	2.4%	0.0%	2.4%	100.0%	0.0%
Patient & Client Care	3.6%	0.4%	4.0%	0.6%	4.6%	86.5%	13.5%

May 2022

St. John of God, Drumcar absence by Staff Category	Certified absence	Self-certified absence	Non Covid-19 absence	Covid-19 absence	Total absence rate	% Non Covid-19 absence	% Covid-19 absence
St. John of God, Drumcar (CHO 8)	5.2%	0.6%	5.8%	1.3%	7.1%	81.7%	18.3%
Medical & Dental	0.0%	0.0%	0.0%	0.0%	0.0%		
Nursing & Midwifery	4.5%	0.4%	4.9%	1.4%	6.4%	77.3%	22.7%
Health & Social Care Professionals	5.3%	0.9%	6.2%	2.2%	8.4%	73.8%	26.2%
Management & Administrative	3.0%	0.0%	3.0%	0.0%	3.0%	100.0%	0.0%
General Support	4.3%	0.6%	4.9%	0.0%	4.9%	100.0%	0.0%
Patient & Client Care	5.8%	0.7%	6.5%	1.1%	7.6%	85.1%	14.9%

May 2022

St John of God HQ absence by Staff Category	Certified absence	Self-certified absence	Non Covid-19 absence	Covid-19 absence	Total absence rate	% Non Covid-19 absence	% Covid-19 absence
St John of God HQ (CHO 6)	0.0%	0.1%	0.1%	0.0%	0.1%	100.0%	0.0%
Medical & Dental							
Nursing & Midwifery	0.0%	0.0%	0.0%	0.0%	0.0%		#DIV/0
Health & Social Care Professionals	0.0%	0.0%	0.0%	0.0%	0.0%		#DIV/0
Management & Administrative	0.0%	0.1%	0.1%	0.0%	0.1%	100.0%	0.0%
General Support	0.0%	0.0%	0.0%	0.0%	0.0%		
Patient & Client Care							

May 2022

St. John of God (IDS) absence by Staff Category	Certified absence	Self-certified absence	Non Covid-19 absence	Covid-19 absence	Total absence rate	% Non Covid-19 absence	% Covid-19 absence
St. John of God (IDS) (CHO 6)	3.2%	0.4%	3.7%	0.9%	4.6%	79.7%	20.3%
Medical & Dental	0.0%	0.0%	0.0%	0.0%	0.0%		
Nursing & Midwifery	0.3%	0.4%	0.6%	0.9%	1.5%	42.1%	57.9%
Health & Social Care Professionals	3.6%	0.6%	4.2%	0.5%	4.7%	90.2%	9.8%
Management & Administrative	0.6%	0.7%	1.2%	0.0%	1.2%	100.0%	0.0%
General Support	8.1%	0.0%	8.1%	0.0%	8.1%	100.0%	0.0%
Patient & Client Care	3.7%	0.3%	4.0%	1.7%	5.7%	69.8%	30.2%

May 2022

St. John of God, Kerry absence by Staff Category	Certified absence	Self-certified absence	Non Covid-19 absence	Covid-19 absence	Total absence rate	% Non Covid-19 absence	% Covid-19 absence
St. John of God, Kerry (CHO 4)	3.5%	0.5%	3.9%	2.0%	6.0%	65.9%	34.1%
Medical & Dental							
Nursing & Midwifery	3.4%	0.4%	3.8%	0.9%	4.7%	80.4%	19.6%
Health & Social Care Professionals	3.3%	0.5%	3.8%	0.8%	4.6%	83.1%	16.9%
Management & Administrative	2.4%	0.0%	2.4%	0.0%	2.4%	100.0%	0.0%
General Support	6.0%	0.8%	6.8%	2.9%	9.7%	70.4%	29.6%
Patient & Client Care	3.2%	0.5%	3.7%	3.0%	6.7%	55.4%	44.6%

May 2022

St. John of God Liffey Services absence by Staff Category	Certified absence	Self-certified absence	Non Covid-19 absence	Covid-19 absence	Total absence rate	% Non Covid-19 absence	% Covid-19 absence
St. John of God Liffey Services (CHO 7)	3.8%	0.5%	4.3%	0.5%	4.8%	90.2%	9.8%
Medical & Dental	0.0%	0.0%	0.0%	0.0%	0.0%		
Nursing & Midwifery	5.9%	0.6%	6.4%	0.6%	7.0%	91.5%	8.5%
Health & Social Care Professionals	2.6%	0.5%	3.1%	0.3%	3.4%	91.8%	8.2%
Management & Administrative	2.9%	0.1%	3.1%	0.0%	3.1%	100.0%	0.0%
General Support	6.5%	0.2%	6.7%	2.2%	8.9%	75.4%	24.6%
Patient & Client Care	3.9%	0.6%	4.4%	0.4%	4.9%	91.6%	8.4%

May 2022

St. Michael's House, Dublin absence by Staff Category	Certified absence	Self-certified absence	Non Covid-19 absence	Covid-19 absence	Total absence rate	% Non Covid-19 absence	% Covid-19 absence
St. Michael's House, Dublin (CHO 9)	4.0%	0.3%	4.2%	0.2%	4.5%	94.7%	5.3%
Medical & Dental	0.0%	0.0%	0.0%	0.0%	0.0%		
Nursing & Midwifery	4.0%	0.3%	4.2%	0.2%	4.4%	95.7%	4.3%
Health & Social Care Professionals	3.5%	0.2%	3.7%	0.2%	4.0%	93.8%	6.2%
Management & Administrative	3.2%	0.3%	3.4%	0.3%	3.8%	91.1%	8.9%
General Support	4.2%	0.5%	4.8%	0.0%	4.8%	100.0%	0.0%
Patient & Client Care	5.4%	0.3%	5.7%	0.3%	6.0%	95.8%	4.2%

May 2022

St. Patrick's, Kilkenny absence by Staff Category	Certified absence	Self-certified absence	Non Covid-19 absence	Covid-19 absence	Total absence rate	% Non Covid-19 absence	% Covid-19 absence
St. Patrick's, Kilkenny (CHO 5)	6.3%	0.4%	6.7%	0.8%	7.5%	89.9%	10.1%
Medical & Dental							
Nursing & Midwifery	11.4%	0.4%	11.8%	0.4%	12.2%	97.0%	3.0%
Health & Social Care Professionals	5.5%	0.4%	5.8%	0.3%	6.1%	95.2%	4.8%
Management & Administrative	0.4%	0.2%	0.6%	2.1%	2.7%	23.5%	76.5%
General Support	23.4%	0.0%	23.4%	2.0%	25.4%	92.0%	8.0%
Patient & Client Care	5.6%	0.5%	6.1%	0.7%	6.9%	89.5%	10.5%

May 2022

Sunbeam House Services absence by Staff Category	Certified absence	Self-certified absence	Non Covid-19 absence	Covid-19 absence	Total absence rate	% Non Covid-19 absence	% Covid-19 absence
Sunbeam House Services (CHO 6)	2.7%	0.4%	3.2%	0.6%	3.8%	83.8%	16.2%
Medical & Dental							
Nursing & Midwifery	4.9%	0.0%	4.9%	0.8%	5.7%	86.6%	13.4%
Health & Social Care Professionals	2.4%	0.4%	2.8%	0.6%	3.4%	81.9%	18.1%
Management & Administrative	0.5%	0.0%	0.5%	0.0%	0.5%	100.0%	0.0%
General Support	4.4%	0.0%	4.4%	0.0%	4.4%	100.0%	0.0%
Patient & Client Care	3.1%	0.8%	3.9%	0.8%	4.6%	83.6%	16.4%

Social Care

Year/ month	Medical & Dental	Nursing & Midwifery	Health & Social Care Professionals	Management & Administrative	General Support	Patient & Client Care	Certified absence	Self-certified absence	Non Covid-19 absence	Covid-19 absence	Total absence rate
2022	2.3%	9.4%	7.0%	5.5%	8.0%	9.3%	4.5%	0.7%	5.2%	3.3%	8.4%
May 2022	3.6%	6.7%	4.8%	4.3%	6.5%	6.9%	4.6%	0.6%	5.2%	1.0%	6.2%
Apr 2022	1.6%	9.1%	7.0%	5.1%	8.6%	9.1%	4.8%	0.7%	5.5%	2.9%	8.3%
Mar 2022	3.2%	11.5%	8.1%	7.2%	10.0%	10.7%	4.8%	0.7%	5.5%	4.4%	10.0%
Feb 2022	1.4%	8.5%	6.7%	5.1%	6.8%	8.5%	4.2%	0.6%	4.8%	2.9%	7.8%
Jan 2022	1.5%	11.0%	8.4%	6.0%	8.3%	11.2%	4.3%	0.6%	4.9%	5.1%	10.0%
2021	3.9%	7.0%	5.5%	3.7%	6.2%	7.1%	4.4%	0.5%	4.9%	1.5%	6.4%
Dec 2021	3.0%	8.7%	6.9%	4.9%	7.7%	8.9%	4.6%	0.7%	5.3%	2.8%	8.1%
Nov 2021	3.7%	9.1%	6.9%	5.9%	7.2%	8.6%	4.9%	0.7%	5.6%	2.4%	8.1%
Oct 2021	3.0%	7.7%	5.7%	4.6%	6.6%	7.0%	4.8%	0.5%	5.3%	1.3%	6.6%
Sep 2021	7.7%	6.9%	5.2%	4.2%	5.5%	6.6%	4.6%	0.5%	5.1%	1.0%	6.1%
Aug 2021	10.8%	6.0%	4.8%	4.0%	5.0%	6.6%	4.6%	0.4%	5.0%	0.9%	5.9%
Jul 2021	5.2%	5.8%	4.7%	3.5%	6.2%	6.0%	4.5%	0.4%	4.9%	0.6%	5.5%
Jun 2021	3.2%	5.4%	4.3%	3.0%	5.2%	5.8%	4.1%	0.5%	4.6%	0.5%	5.1%
May 2021	2.5%	5.2%	4.2%	2.3%	4.5%	5.7%	3.9%	0.4%	4.3%	0.7%	5.0%
Apr 2021	2.0%	5.8%	4.5%	2.7%	5.4%	5.5%	3.9%	0.4%	4.3%	0.8%	5.1%
Mar 2021	2.2%	5.7%	4.9%	3.1%	5.3%	6.1%	4.0%	0.5%	4.5%	1.0%	5.5%
Feb 2021	1.3%	7.5%	6.1%	2.9%	6.1%	7.7%	4.4%	0.5%	4.9%	2.0%	6.9%
Jan 2021	0.9%	10.5%	8.1%	3.5%	9.5%	10.5%	4.6%	0.3%	4.9%	4.5%	9.4%
2020	3.1%	7.3%	5.0%	2.9%	6.6%	6.8%	4.5%	0.4%	4.9%	1.4%	6.2%
Dec 2020	2.6%	6.5%	4.1%	3.1%	4.9%	6.2%	4.2%	0.4%	4.6%	1.0%	5.5%
Nov 2020	3.6%	5.7%	3.8%	2.9%	5.5%	5.7%	4.0%	0.3%	4.3%	0.8%	5.1%
Oct 2020	3.8%	7.0%	5.0%	2.6%	6.8%	6.7%	4.2%	0.4%	4.6%	1.5%	6.1%
Sep 2020	3.0%	7.0%	4.7%	2.3%	6.1%	6.2%	4.3%	0.4%	4.6%	1.1%	5.8%
Aug 2020	3.7%	6.3%	4.4%	2.5%	4.8%	5.9%	4.4%	0.3%	4.7%	0.6%	5.3%
Jul 2020	1.1%	6.1%	4.0%	2.1%	5.9%	5.9%	4.4%	0.4%	4.8%	0.5%	5.3%
Jun 2020	0.9%	6.0%	3.7%	1.9%	6.1%	5.5%	4.0%	0.3%	4.3%	0.7%	5.0%
May 2020	2.1%	8.7%	5.6%	2.6%	7.6%	7.9%	4.5%	0.2%	4.7%	2.5%	7.2%
Apr 2020	2.6%	13.6%	8.3%	3.4%	12.8%	12.0%	5.2%	0.4%	5.7%	5.3%	10.9%
Mar 2020	3.1%	9.0%	7.1%	4.7%	7.9%	8.5%	5.1%	0.4%	5.5%	2.6%	8.0%
Feb 2020	4.3%	5.6%	4.4%	3.5%	5.0%	5.3%	4.6%	0.5%	5.0%		5.0%
Jan 2020	4.6%	6.0%	5.0%	3.5%	6.2%	5.9%	5.0%	0.6%	5.6%		5.6%

2019	1.3%	5.6%	4.2%	3.3%	4.8%	5.2%	4.4%	0.5%	4.9%		4.9%
Dec 2019	3.7%	6.0%	4.7%	3.5%	5.4%	4.8%	4.4%	0.5%	4.9%		4.9%
Nov 2019	1.5%	6.1%	3.8%	3.0%	5.0%	5.4%	4.5%	0.5%	5.0%		5.0%
Oct 2019	0.5%	6.0%	4.2%	2.9%	5.3%	5.7%	4.7%	0.5%	5.2%		5.2%
Sep 2019	1.3%	5.6%	4.4%	3.5%	5.3%	5.0%	4.5%	0.5%	4.9%		4.9%
Aug 2019	1.9%	5.7%	4.6%	3.4%	4.5%	5.3%	4.7%	0.4%	5.0%		5.0%
Jul 2019	1.5%	5.3%	4.1%	3.5%	4.8%	5.1%	4.5%	0.3%	4.8%		4.8%
Jun 2019	2.5%	5.4%	3.9%	2.8%	4.1%	5.3%	4.4%	0.4%	4.8%		4.8%
May 2019	3.9%	5.8%	4.3%	2.7%	4.3%	5.2%	4.4%	0.5%	4.9%		4.9%
Apr 2019	0.1%	5.5%	3.9%	3.1%	4.9%	5.0%	4.3%	0.4%	4.7%		4.7%
Mar 2019	0.3%	5.0%	3.7%	3.5%	4.7%	4.9%	4.1%	0.4%	4.5%		4.5%
Feb 2019	1.0%	5.6%	3.9%	3.9%	4.7%	4.9%	4.3%	0.5%	4.7%		4.7%
Jan 2019	0.3%	5.6%	4.5%	4.2%	5.3%	5.5%	4.6%	0.5%	5.2%		5.2%

Social Care

Year/ month	CHO 1	CHO 2	CHO 3	CHO 4	CHO 5	CHO 6	CHO 7	CHO 8	CHO 9	other Comm.	Community Services absence rate	Certified absence	Self-certified absence	Non Covid-19 absence	Covid-19 absence	Total absence rate
2022	10.6%	7.9%	7.9%	9.7%	10.1%	7.4%	8.0%	9.2%	6.6%	0.3%	8.4%	4.5%	0.7%	5.2%	3.3%	8.4%
May 2022	8.1%	6.0%	5.4%	6.2%	7.9%	5.1%	6.1%	7.0%	5.1%		6.2%	4.6%	0.6%	5.2%	1.0%	6.20%
Apr 2022	9.7%	7.8%	8.3%	10.7%	9.5%	6.6%	8.0%	8.7%	6.2%		8.3%	4.8%	0.7%	5.5%	2.9%	8.31%
Mar 2022	13.3%	8.9%	8.4%	11.2%	11.6%	9.3%	10.0%	11.0%	7.8%		10.0%	4.8%	0.7%	5.5%	4.4%	9.98%
Feb 2022	10.2%	7.0%	7.8%	8.4%	9.0%	8.0%	7.3%	8.1%	6.1%		7.8%	4.2%	0.6%	4.8%	2.9%	7.75%
Jan 2022	11.6%	10.4%	9.8%	12.2%	12.3%	8.2%	8.4%	11.0%	8.0%	1.5%	10.0%	4.3%	0.6%	4.9%	5.1%	10.01%
2021	8.5%	5.8%	5.7%	7.1%	7.0%	5.8%	6.6%	6.6%	5.5%	0.2%	6.4%	4.4%	0.5%	4.9%	1.5%	6.4%
Dec 2021	10.2%	7.7%	7.7%	10.2%	9.2%	6.3%	8.4%	7.0%	6.5%	0.7%	8.1%	4.6%	0.7%	5.3%	2.8%	8.08%
Nov 2021	9.8%	6.7%	7.6%	10.3%	8.2%	6.7%	7.9%	8.0%	7.1%		8.1%	4.9%	0.7%	5.6%	2.4%	8.05%
Oct 2021	8.7%	5.4%	6.4%	8.1%	6.7%	5.2%	6.6%	6.9%	5.9%		6.6%	4.8%	0.5%	5.3%	1.3%	6.62%
Sep 2021	8.3%	4.6%	5.4%	6.9%	6.0%	6.3%	6.3%	6.8%	5.0%	1.9%	6.1%	4.6%	0.5%	5.1%	1.0%	6.12%
Aug 2021	8.9%	4.6%	4.8%	6.0%	6.4%	5.7%	6.2%	6.1%	4.9%		5.9%	4.6%	0.4%	5.0%	0.9%	5.86%
Jul 2021	8.3%	4.4%	4.1%	5.4%	5.1%	6.1%	5.8%	6.3%	4.9%		5.5%	4.5%	0.4%	4.9%	0.6%	5.48%
Jun 2021	7.1%	4.8%	4.5%	5.7%	5.3%	5.0%	5.1%	5.3%	4.5%		5.1%	4.1%	0.5%	4.6%	0.5%	5.15%
May 2021	6.6%	4.6%	4.7%	5.5%	4.8%	4.3%	5.1%	5.0%	4.3%		5.0%	3.9%	0.4%	4.3%	0.7%	4.96%
Apr 2021	6.2%	4.5%	3.9%	5.1%	5.3%	5.0%	5.8%	5.6%	4.6%		5.1%	3.9%	0.4%	4.3%	0.8%	5.13%
Mar 2021	7.1%	6.2%	4.5%	5.4%	6.4%	4.5%	5.5%	5.9%	4.7%		5.5%	4.0%	0.5%	4.5%	1.0%	5.48%
Feb 2021	8.5%	7.6%	5.9%	6.7%	9.0%	6.2%	6.6%	7.7%	5.6%		6.9%	4.4%	0.5%	4.9%	2.0%	6.89%
Jan 2021	12.3%	9.0%	8.8%	10.1%	11.3%	8.9%	9.6%	8.7%	7.8%		9.4%	4.6%	0.3%	4.9%	4.5%	9.40%
2020	7.1%	5.6%	5.2%	6.2%	6.6%	4.7%	7.3%	6.7%	5.8%	0.0%	6.2%	4.5%	0.4%	4.9%	1.4%	6.2%
Dec 2020	7.6%	5.7%	4.7%	5.4%	6.9%	3.8%	6.1%	5.6%	4.5%	0.3%	5.5%	4.2%	0.4%	4.6%	1.0%	5.51%
Nov 2020	7.2%	5.2%	4.9%	5.0%	5.5%	3.5%	5.5%	5.4%	4.1%		5.1%	4.0%	0.3%	4.3%	0.8%	5.09%
Oct 2020	8.6%	5.8%	5.3%	6.5%	5.7%	3.7%	7.2%	6.5%	5.1%		6.1%	4.2%	0.4%	4.6%	1.5%	6.08%
Sep 2020	7.6%	5.3%	5.0%	5.3%	5.7%	4.1%	6.9%	6.1%	5.3%		5.8%	4.3%	0.4%	4.6%	1.1%	5.76%
Aug 2020	7.0%	4.1%	5.6%	5.3%	5.5%	4.0%	5.7%	5.7%	4.8%		5.3%	4.4%	0.3%	4.7%	0.6%	5.32%
Jul 2020	6.1%	4.1%	3.9%	4.6%	6.3%	4.4%	6.1%	6.2%	5.2%		5.3%	4.4%	0.4%	4.8%	0.5%	5.26%
Jun 2020	5.6%	4.3%	4.8%	4.9%	5.4%	3.7%	5.5%	5.4%	4.7%		5.0%	4.0%	0.3%	4.3%	0.7%	5.00%
May 2020	6.2%	6.2%	5.9%	7.7%	6.9%	5.4%	9.2%	8.4%	6.5%		7.2%	4.5%	0.2%	4.7%	2.5%	7.19%
Apr 2020	8.8%	9.0%	6.0%	11.9%	10.2%	10.9%	15.8%	12.1%	9.9%		10.9%	5.2%	0.4%	5.7%	5.3%	10.91%
Mar 2020	9.2%	6.8%	6.8%	8.1%	7.7%	6.0%	9.6%	7.2%	8.5%		8.0%	5.1%	0.4%	5.5%	2.6%	8.01%
Feb 2020	5.5%	5.3%	4.4%	4.9%	6.0%	3.7%	4.9%	5.3%	5.2%		5.0%	4.6%	0.5%	5.0%		5.04%
Jan 2020	6.2%	6.3%	5.1%	5.3%	6.9%	4.0%	5.5%	6.4%	5.2%		5.6%	5.0%	0.6%	5.6%		5.59%
2019	7.2%	4.8%	4.4%	4.9%	5.4%	4.0%	4.6%	5.0%	4.6%		4.9%	4.4%	0.5%	4.9%		4.9%
Dec 2019	7.1%	5.0%	4.0%	5.3%	7.0%	3.0%	4.9%	5.0%	5.0%		4.9%	4.4%	0.5%	4.9%		4.94%
Nov 2019	6.3%	5.5%	4.8%	5.4%	6.4%	3.4%	4.5%	4.9%	4.6%		5.0%	4.5%	0.5%	5.0%		5.01%
Oct 2019	6.3%	5.8%	4.8%	5.6%	5.5%	5.0%	5.1%	5.3%	4.6%		5.2%	4.7%	0.5%	5.2%		5.24%
Sep 2019	6.4%	4.9%	4.2%	5.2%	5.5%	4.2%	4.4%	4.9%	4.8%		4.9%	4.5%	0.5%	4.9%		4.93%
Aug 2019	8.1%	5.0%	4.4%	4.7%	5.0%	5.0%	4.3%	5.5%	4.7%		5.0%	4.7%	0.4%	5.0%		5.04%
Jul 2019	7.6%	3.9%	4.3%	4.7%	4.9%	4.2%	4.2%	5.3%	4.5%		4.8%	4.5%	0.3%	4.8%		4.78%
Jun 2019	7.1%	4.1%	4.5%	4.4%	4.7%	4.3%	5.1%	5.0%	4.4%		4.8%	4.4%	0.4%	4.8%		4.82%
May 2019	6.9%	4.4%	4.2%	4.5%	5.2%	4.3%	5.1%	5.2%	4.4%		4.9%	4.4%	0.5%	4.9%		4.89%
Apr 2019	6.7%	4.7%	4.6%	4.7%	5.5%	4.4%	4.4%	4.3%	4.0%		4.7%	4.3%	0.4%	4.7%		4.69%
Mar 2019	7.4%	4.4%	4.1%	4.2%	4.6%	3.4%	4.3%	4.9%	4.0%		4.5%	4.1%	0.4%	4.5%		4.54%
Feb 2019	7.9%	4.5%	4.4%	4.5%	4.9%	3.5%	4.2%	4.5%	4.8%		4.7%	4.3%	0.5%	4.7%		4.73%

Social Care

Year/ month	CHO 1	CHO 2	CHO 3	CHO 4	CHO 5	CHO 6	CHO 7	CHO 8	CHO 9	other Comm.	Community Services absence rate	Certified absence	Self-certified absence	Non Covid-19 absence	Covid-19 absence	Total absence rate
Jan 2019	8.3%	4.8%	4.7%	5.4%	5.2%	3.8%	4.7%	5.2%	4.9%		5.2%	4.6%	0.5%	5.2%		5.18%

