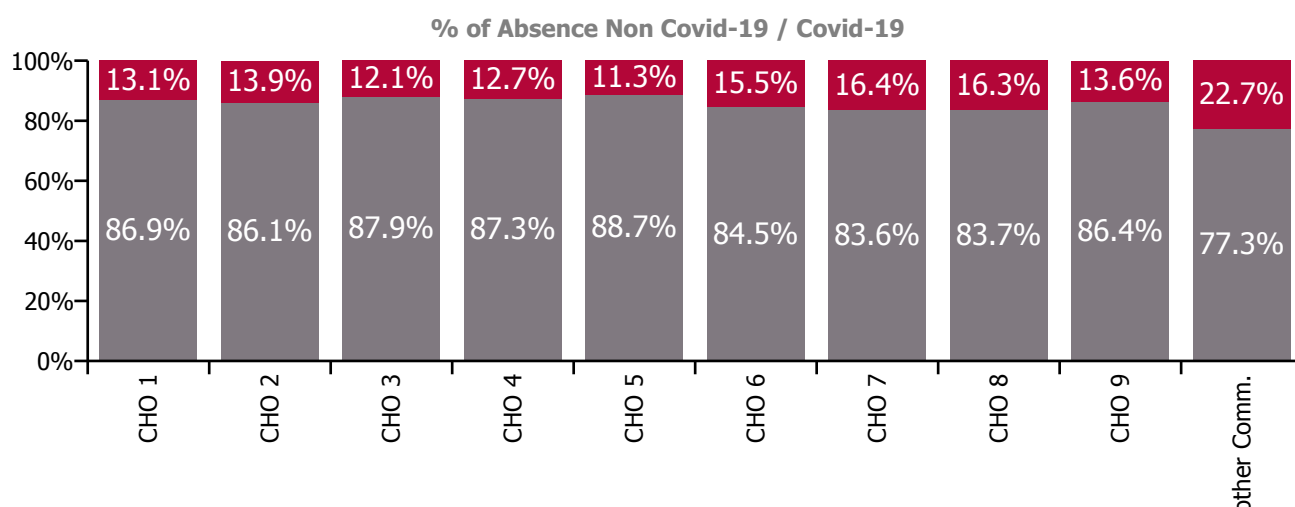
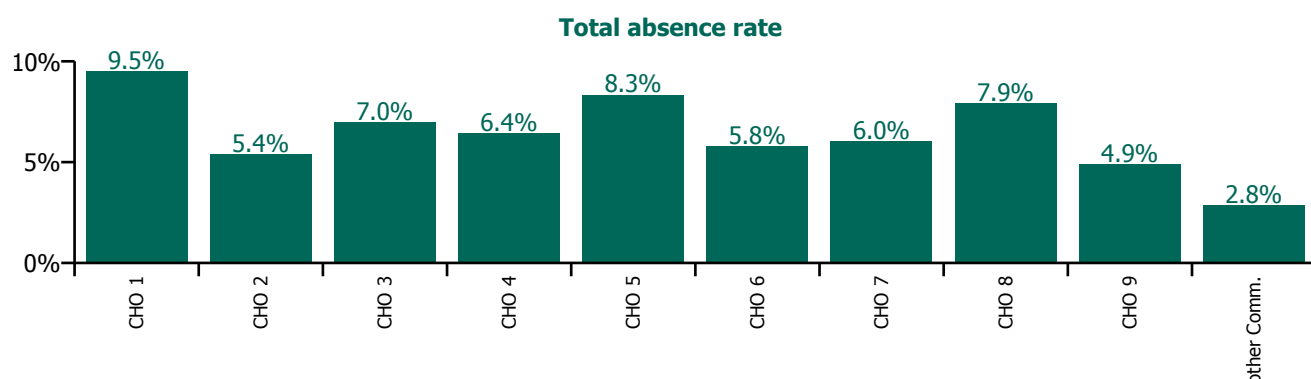


November 2022

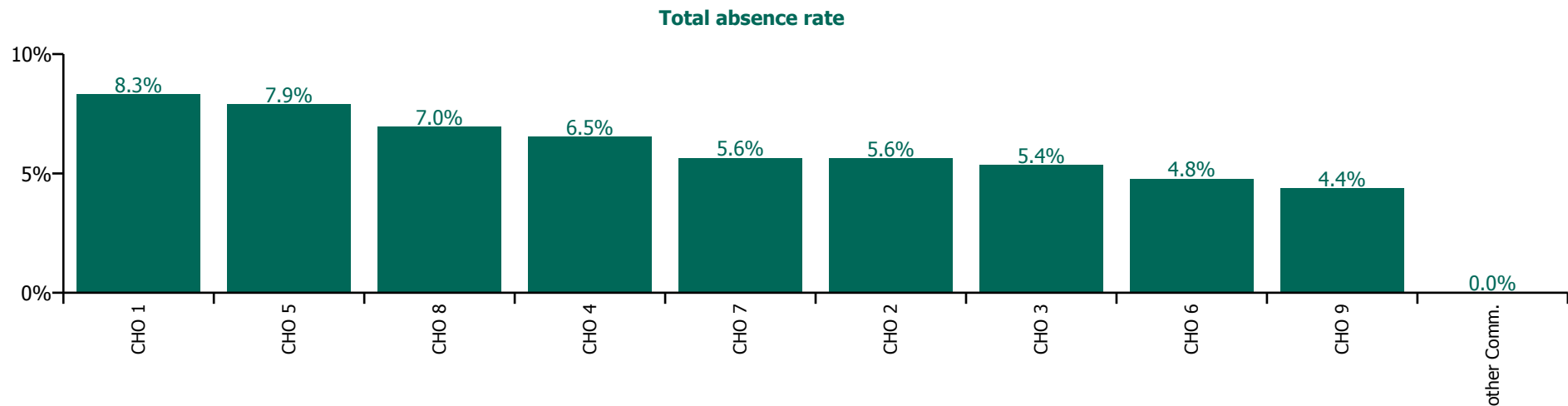
Health Service Absence Rate - by Staff Category: Nov 2022	Certified absence	Self-certified absence	Non Covid-19 absence	Covid-19 absence	Total absence rate	% Non Covid-19 absence	% Covid-19 absence
Social Care	5.1%	0.6%	5.7%	0.9%	6.6%	86.1%	13.9%
Medical & Dental	1.3%	0.1%	1.3%	0.2%	1.5%	87.3%	12.7%
Nursing & Midwifery	5.3%	0.7%	6.0%	1.2%	7.2%	83.6%	16.4%
Health & Social Care Professionals	3.8%	0.4%	4.2%	0.5%	4.8%	89.0%	11.0%
Management & Administrative	3.0%	0.3%	3.4%	0.5%	3.8%	87.7%	12.3%
General Support	5.6%	0.5%	6.0%	0.9%	6.9%	87.6%	12.4%
Patient & Client Care	5.9%	0.7%	6.6%	1.0%	7.7%	86.3%	13.7%

Health Service Absence Rate - Care Group by CHO: Nov 2022	Certified absence	Self-certified absence	Non Covid-19 absence	Covid-19 absence	Total absence rate	% Non Covid-19 absence	% Covid-19 absence
Social Care	5.1%	0.6%	5.7%	0.9%	6.6%	86.1%	13.9%
CHO 1	7.5%	0.7%	8.3%	1.2%	9.5%	86.9%	13.1%
CHO 2	4.2%	0.4%	4.6%	0.7%	5.4%	86.1%	13.9%
CHO 3	5.6%	0.5%	6.1%	0.8%	7.0%	87.9%	12.1%
CHO 4	4.8%	0.8%	5.6%	0.8%	6.4%	87.3%	12.7%
CHO 5	6.6%	0.8%	7.4%	0.9%	8.3%	88.7%	11.3%
CHO 6	4.2%	0.7%	4.9%	0.9%	5.8%	84.5%	15.5%
CHO 7	4.4%	0.6%	5.0%	1.0%	6.0%	83.6%	16.4%
CHO 8	6.0%	0.6%	6.6%	1.3%	7.9%	83.7%	16.3%
CHO 9	3.7%	0.5%	4.2%	0.7%	4.9%	86.4%	13.6%
Other Community Services	1.9%	0.3%	2.2%	0.6%	2.8%	77.3%	22.7%

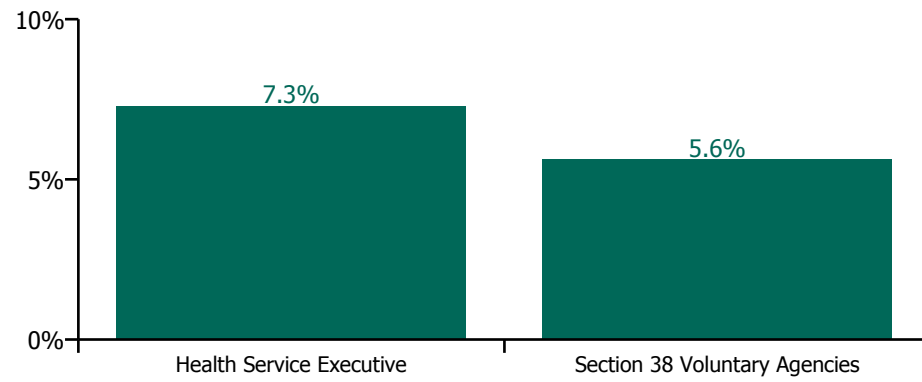


November 2022

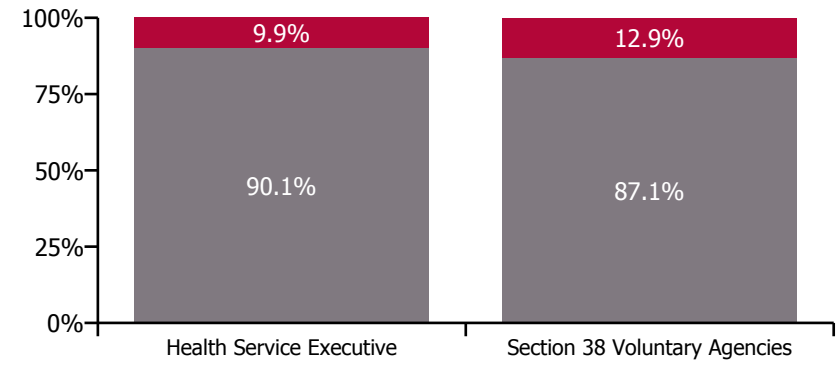
Health Service Absence Rate - by Hospital Group & Staff Category: Nov 2022	Medical & Dental	Nursing & Midwifery	Health & Social Care Professionals	Management & Administrative	General Support	Patient & Client Care	Certified absence	Self-certified absence	Non Covid-19 absence	Covid-19 absence	Total absence rate
Social Care	1.5%	6.5%	4.8%	3.6%	6.2%	6.7%	4.7%	0.6%	5.2%	0.7%	5.9%
CHO 1	0.0%	8.5%	6.9%	4.0%	10.4%	8.9%	6.8%	0.7%	7.6%	0.8%	8.3%
CHO 2	0.0%	4.9%	6.5%	2.3%	5.8%	6.0%	4.7%	0.5%	5.2%	0.4%	5.6%
CHO 3	0.0%	5.4%	4.9%	3.8%	6.9%	5.6%	4.2%	0.3%	4.5%	0.8%	5.4%
CHO 4	0.0%	7.1%	6.9%	2.9%	10.6%	6.3%	5.0%	0.9%	5.9%	0.6%	6.5%
CHO 5	9.6%	9.5%	8.0%	6.3%	12.9%	7.6%	6.4%	0.7%	7.2%	0.7%	7.9%
CHO 6	1.7%	4.5%	5.2%	2.0%	2.1%	5.7%	3.3%	0.7%	4.1%	0.7%	4.8%
CHO 7	3.0%	6.4%	4.7%	3.3%	5.7%	6.2%	4.2%	0.5%	4.7%	0.9%	5.6%
CHO 8	0.0%	8.2%	5.4%	6.6%	2.0%	7.5%	5.5%	0.4%	5.9%	1.0%	7.0%
CHO 9	0.0%	4.7%	3.3%	2.9%	3.3%	6.8%	3.5%	0.4%	3.8%	0.5%	4.4%
Other Community Services				0.0%			0.0%	0.0%	0.0%	0.0%	0.0%



Total absence rate



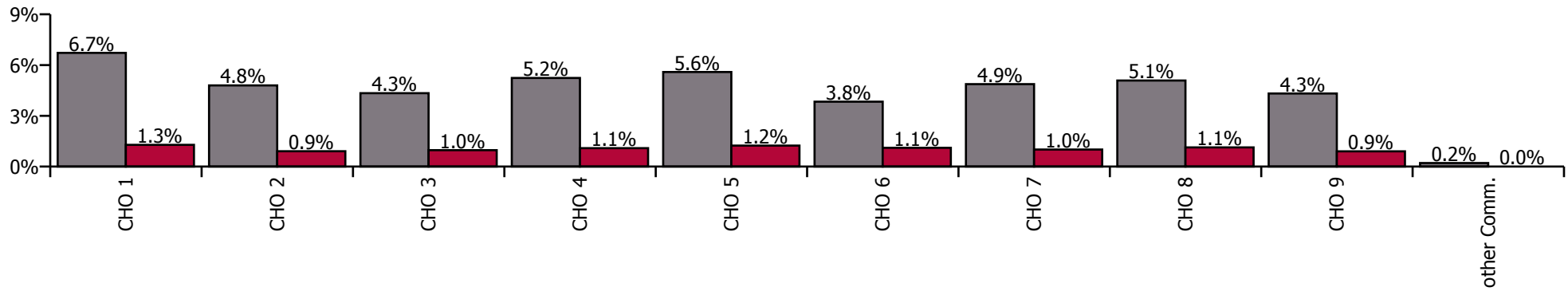
Non Covid-19 & Covid-19 Absence



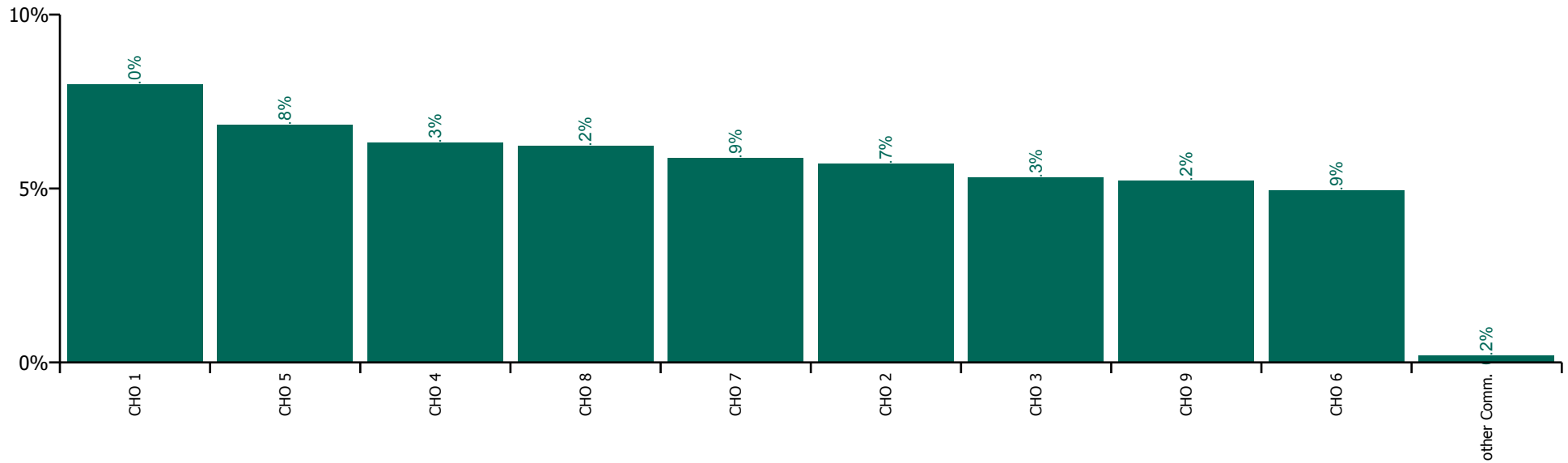
November 2022

Health Service Absence Rate by Hospital: Nov 2022	Medical & Dental	Nursing & Midwifery	Health & Social Care Professionals	Management & Administrative	General Support	Patient & Client Care	Certified absence	Self-certified absence	Non Covid-19 absence	Covid-19 absence	Total absence rate
Social Care	2.6%	6.6%	5.1%	3.7%	5.7%	6.5%	4.4%	0.5%	4.9%	1.0%	6.0%
Health Service Executive	0.2%	9.0%	4.6%	3.9%	5.4%	8.5%	6.3%	0.4%	6.7%	1.3%	8.0%
CHO 1	0.2%	9.0%	4.6%	3.9%	5.4%	8.5%	6.3%	0.4%	6.7%	1.3%	8.0%
Health Service Executive	3.3%	7.1%	2.9%	1.4%	0.6%	4.7%	3.8%	0.2%	4.0%	0.5%	4.5%
Section 38 Voluntary Agencies	4.2%	6.0%	5.8%	3.5%	5.3%	6.2%	4.6%	0.3%	4.9%	1.0%	5.9%
CHO 2	4.0%	6.2%	5.5%	3.1%	4.7%	6.1%	4.5%	0.3%	4.8%	0.9%	5.7%
Health Service Executive			3.5%	5.3%	18.2%	6.5%	4.6%	0.3%	4.9%	0.8%	5.7%
Section 38 Voluntary Agencies	1.6%	5.8%	5.0%	3.2%	5.0%	5.4%	4.0%	0.3%	4.3%	1.0%	5.3%
CHO 3	1.6%	5.8%	4.8%	3.8%	5.9%	5.4%	4.1%	0.3%	4.3%	1.0%	5.3%
Health Service Executive	6.2%	6.2%	5.3%	2.0%	4.9%	5.4%	3.5%	0.7%	4.2%	0.9%	5.1%
Section 38 Voluntary Agencies	0.0%	7.5%	5.3%	3.3%	6.0%	6.8%	4.4%	1.0%	5.4%	1.1%	6.5%
CHO 4	6.1%	7.3%	5.3%	3.0%	5.9%	6.7%	4.3%	0.9%	5.2%	1.1%	6.3%
Health Service Executive	0.0%	8.3%	6.4%	6.4%	4.6%	8.5%	5.9%	0.5%	6.4%	1.2%	7.6%
Section 38 Voluntary Agencies	9.4%	7.4%	7.3%	5.0%	7.0%	6.5%	4.8%	0.6%	5.4%	1.3%	6.6%
CHO 5	6.4%	7.7%	7.0%	5.4%	6.8%	6.7%	5.0%	0.6%	5.6%	1.2%	6.8%
Health Service Executive	0.7%	8.1%	7.0%	5.7%	2.0%	10.1%	4.9%	0.6%	5.6%	2.7%	8.3%
Section 38 Voluntary Agencies	0.0%	5.1%	4.7%	2.3%	5.0%	5.0%	3.1%	0.5%	3.6%	0.9%	4.6%
CHO 6	0.5%	5.7%	4.8%	2.6%	4.9%	5.6%	3.3%	0.5%	3.8%	1.1%	4.9%
Health Service Executive		1.6%	5.1%	6.2%		3.9%	4.2%	0.3%	4.5%	0.7%	5.3%
Section 38 Voluntary Agencies	1.9%	6.2%	4.6%	3.5%	5.9%	6.6%	4.4%	0.5%	4.9%	1.0%	5.9%
CHO 7	1.9%	6.2%	4.6%	3.8%	5.9%	6.5%	4.4%	0.5%	4.9%	1.0%	5.9%
Health Service Executive	0.2%	10.9%	5.9%	6.3%	9.9%	11.3%	7.7%	0.5%	8.2%	1.4%	9.6%
Section 38 Voluntary Agencies	0.6%	5.3%	5.4%	3.1%	5.3%	5.5%	3.9%	0.3%	4.2%	1.1%	5.3%
CHO 8	0.4%	6.8%	5.5%	4.4%	5.8%	6.7%	4.7%	0.4%	5.1%	1.1%	6.2%
Health Service Executive	1.2%	7.3%	4.7%	4.4%	8.4%	8.9%	5.9%	0.4%	6.3%	1.1%	7.4%
Section 38 Voluntary Agencies	3.3%	4.8%	4.7%	3.3%	5.7%	5.7%	3.8%	0.3%	4.1%	0.9%	5.0%
CHO 9	3.0%	5.4%	4.7%	3.4%	5.8%	6.2%	4.0%	0.3%	4.3%	0.9%	5.2%
Other Community Services				0.2%			0.1%	0.1%	0.2%	0.0%	0.2%

Non Covid-19 / Covid-19 absence rates



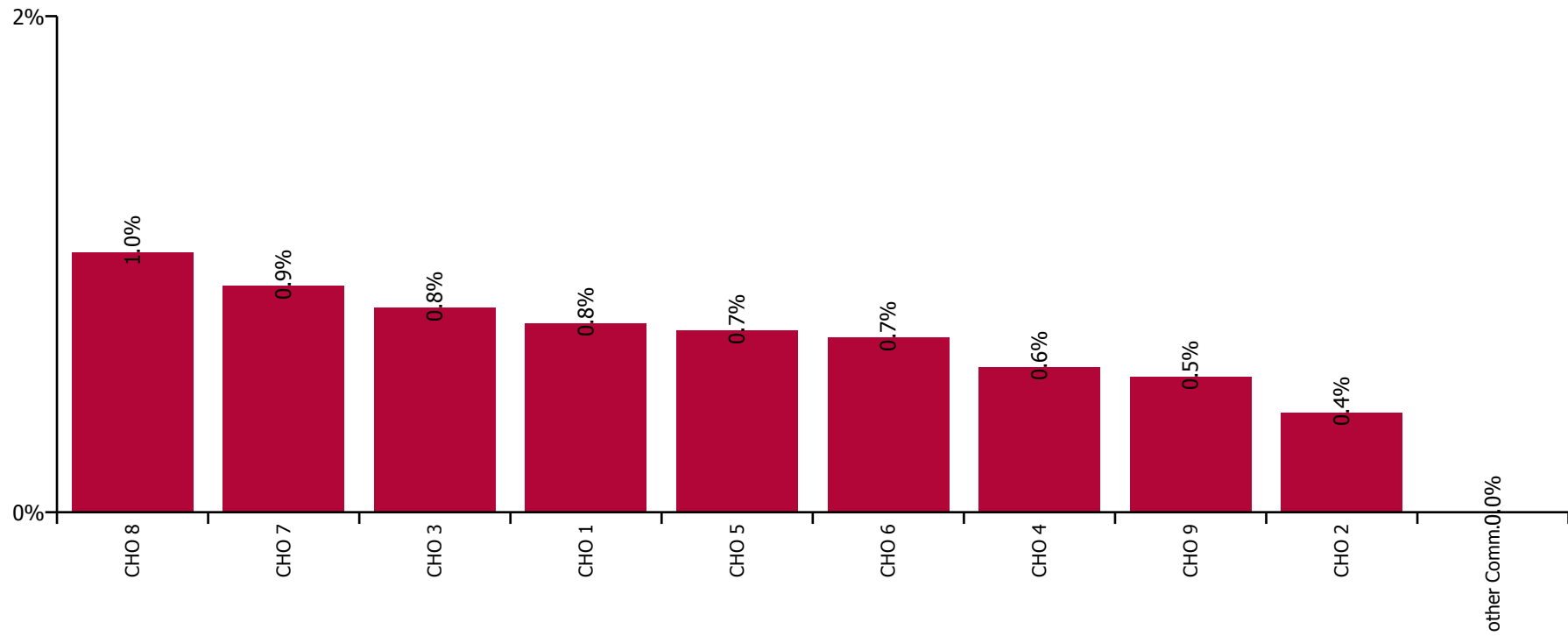
Total absence rate



November 2022

Health Service Covid-19 Absence Rate - by Staff Category & Hospital: Nov 2022	Medical & Dental	Nursing & Midwifery	Health & Social Care Professionals	Management & Administrative	General Support	Patient & Client Care	Covid-19 absence	Non Covid-19 absence	Total absence rate
Social Care	0.7%	0.9%	0.5%	3.6%	0.7%	0.8%	0.7%	5.2%	5.9%
Health Service Executive	0.0%	0.9%	0.6%	4.0%	0.0%	0.7%	0.8%	7.6%	8.3%
CHO 1	0.0%	0.9%	0.6%	4.0%	0.0%	0.7%	0.8%	7.6%	8.3%
Health Service Executive	0.0%	0.0%	0.0%	3.5%	0.0%	0.0%	0.0%	2.9%	2.9%
Section 38 Voluntary Agencies	0.0%	0.5%	0.2%	1.9%	0.3%	0.6%	0.5%	5.7%	6.1%
CHO 2	0.0%	0.4%	0.2%	2.3%	0.3%	0.5%	0.4%	5.2%	5.6%
Health Service Executive			0.7%	2.8%	0.0%	0.0%	0.2%	4.9%	5.0%
Section 38 Voluntary Agencies	0.0%	1.3%	0.6%	4.4%	1.6%	0.8%	0.9%	4.5%	5.4%
CHO 3	0.0%	1.3%	0.6%	3.8%	1.4%	0.8%	0.8%	4.5%	5.4%
Health Service Executive	0.0%	0.3%	0.0%	3.5%	1.2%	0.0%	0.1%	3.4%	3.5%
Section 38 Voluntary Agencies		1.0%	0.4%	2.7%	1.6%	0.6%	0.6%	6.3%	6.9%
CHO 4	0.0%	0.9%	0.4%	2.9%	1.5%	0.5%	0.6%	5.9%	6.5%
Health Service Executive	0.0%	2.5%	0.8%	8.7%	0.0%	0.9%	1.2%	6.0%	7.2%
Section 38 Voluntary Agencies	0.0%	0.7%	0.9%	4.5%	1.4%	0.5%	0.6%	7.5%	8.1%
CHO 5	0.0%	1.4%	0.9%	6.3%	1.4%	0.5%	0.7%	7.2%	7.9%
Health Service Executive	2.0%	0.9%	5.8%	1.1%	0.0%	1.6%	1.8%	5.1%	6.9%
Section 38 Voluntary Agencies	0.0%	0.6%	0.4%	2.2%	0.0%	0.7%	0.5%	3.9%	4.4%
CHO 6	1.7%	0.7%	0.8%	2.0%	0.0%	0.9%	0.7%	4.1%	4.8%
Health Service Executive		0.0%	0.1%	8.4%		0.0%	0.8%	5.3%	6.1%
Section 38 Voluntary Agencies	2.0%	0.9%	0.6%	2.4%	0.8%	1.1%	0.9%	4.7%	5.6%
CHO 7	2.0%	0.9%	0.5%	3.3%	0.8%	1.1%	0.9%	4.7%	5.6%
Health Service Executive	0.0%	1.5%	0.5%	7.9%	0.0%	1.1%	1.0%	8.9%	9.9%
Section 38 Voluntary Agencies	0.0%	1.3%	1.0%	5.6%	0.1%	1.1%	1.1%	4.9%	6.0%
CHO 8	0.0%	1.4%	0.9%	6.6%	0.1%	1.1%	1.0%	5.9%	7.0%
Health Service Executive	0.0%	0.2%	0.0%	3.0%	0.0%	0.4%	0.2%	5.8%	6.0%
Section 38 Voluntary Agencies	0.0%	0.6%	0.4%	2.8%	0.3%	1.1%	0.6%	3.6%	4.2%
CHO 9	0.0%	0.5%	0.4%	2.9%	0.3%	1.0%	0.5%	3.8%	4.4%
Other Community Services				0.0%			0.0%	0.0%	0.0%

Covid-19 absence rate



November 2022

Health Service Absence Rate - by Staff Category: Nov 2022	Certified absence	Self- certified absence	Non Covid-19 absence	Covid-19 absence	Total absence rate	% Non Covid-19 absence	% Covid-19 absence
HSE Social Care CHO 1	7.5%	0.7%	8.3%	1.2%	9.5%	86.9%	13.1%
Medical & Dental	0.0%	0.0%	0.0%	0.0%	0.0%		
Nursing & Midwifery	7.3%	0.8%	8.0%	1.3%	9.3%	85.9%	14.1%
Health & Social Care Professionals	6.0%	0.5%	6.6%	0.6%	7.2%	91.5%	8.5%
Management & Administrative	3.7%	0.4%	4.1%	1.3%	5.4%	75.8%	24.2%
General Support	9.6%	0.2%	9.8%	0.8%	10.6%	92.7%	7.3%
Patient & Client Care	8.2%	0.8%	9.1%	1.3%	10.4%	87.3%	12.7%

November 2022

Health Service Absence Rate - by Staff Category: Nov 2022	Certified absence	Self- certified absence	Non Covid-19 absence	Covid-19 absence	Total absence rate	% Non Covid-19 absence	% Covid-19 absence
HSE Social Care CHO 2	4.2%	0.4%	4.6%	0.7%	5.4%	86.1%	13.9%
Medical & Dental	0.0%	0.0%	0.0%	0.0%	0.0%		
Nursing & Midwifery	2.9%	0.2%	3.1%	1.3%	4.4%	70.0%	30.0%
Health & Social Care Professionals	5.3%	0.6%	6.0%	0.2%	6.1%	97.1%	2.9%
Management & Administrative	2.9%	0.1%	3.0%	0.6%	3.6%	83.3%	16.7%
General Support	3.2%	0.3%	3.4%	0.4%	3.8%	90.3%	9.7%
Patient & Client Care	4.9%	0.5%	5.4%	0.7%	6.1%	88.2%	11.8%

November 2022

Health Service Absence Rate - by Staff Category: Nov 2022	Certified absence	Self- certified absence	Non Covid-19 absence	Covid-19 absence	Total absence rate	% Non Covid-19 absence	% Covid-19 absence
HSE Social Care CHO 3	5.6%	0.5%	6.1%	0.8%	7.0%	87.9%	12.1%
Medical & Dental	5.9%	0.0%	5.9%	0.0%	5.9%	100.0%	0.0%
Nursing & Midwifery	6.1%	0.8%	6.8%	1.1%	7.9%	86.0%	14.0%
Health & Social Care Professionals	4.0%	0.3%	4.3%	0.6%	5.0%	87.2%	12.8%
Management & Administrative	4.7%	0.3%	4.9%	0.6%	5.5%	89.1%	10.9%
General Support	6.6%	0.4%	7.0%	1.2%	8.2%	85.4%	14.6%
Patient & Client Care	5.8%	0.6%	6.4%	0.8%	7.2%	89.1%	10.9%

November 2022

Health Service Absence Rate - by Staff Category: Nov 2022	Certified absence	Self- certified absence	Non Covid-19 absence	Covid-19 absence	Total absence rate	% Non Covid-19 absence	% Covid-19 absence
HSE Social Care CHO 4	4.8%	0.8%	5.6%	0.8%	6.4%	87.3%	12.7%
Medical & Dental	0.0%	0.0%	0.0%	0.0%	0.0%		
Nursing & Midwifery	4.4%	0.9%	5.3%	1.0%	6.2%	84.6%	15.4%
Health & Social Care Professionals	5.5%	0.8%	6.2%	0.4%	6.6%	94.3%	5.7%
Management & Administrative	2.0%	0.5%	2.5%	0.3%	2.8%	89.6%	10.4%
General Support	6.8%	0.8%	7.6%	1.4%	9.0%	84.9%	15.1%
Patient & Client Care	5.0%	0.8%	5.9%	0.9%	6.7%	87.2%	12.8%

November 2022

Health Service Absence Rate - by Staff Category: Nov 2022	Certified absence	Self- certified absence	Non Covid-19 absence	Covid-19 absence	Total absence rate	% Non Covid-19 absence	% Covid-19 absence
HSE Social Care CHO 5	6.6%	0.8%	7.4%	0.9%	8.3%	88.7%	11.3%
Medical & Dental	5.5%	0.5%	6.0%	0.0%	6.0%	100.0%	0.0%
Nursing & Midwifery	7.2%	0.8%	8.0%	1.4%	9.4%	84.7%	15.3%
Health & Social Care Professionals	5.8%	0.6%	6.3%	0.8%	7.1%	88.6%	11.4%
Management & Administrative	4.1%	0.3%	4.5%	0.3%	4.8%	93.3%	6.7%
General Support	5.5%	0.6%	6.0%	1.8%	7.8%	76.8%	23.2%
Patient & Client Care	7.0%	0.9%	7.9%	0.8%	8.7%	90.8%	9.2%

November 2022

Health Service Absence Rate - by Staff Category: Nov 2022	Certified absence	Self- certified absence	Non Covid-19 absence	Covid-19 absence	Total absence rate	% Non Covid-19 absence	% Covid-19 absence
HSE Social Care CHO 6	4.2%	0.7%	4.9%	0.9%	5.8%	84.5%	15.5%
Medical & Dental	0.0%	0.0%	0.0%	0.4%	0.4%	0.0%	100.0%
Nursing & Midwifery	4.2%	0.8%	5.0%	1.1%	6.1%	81.8%	18.2%
Health & Social Care Professionals	3.3%	0.8%	4.2%	0.7%	4.9%	85.3%	14.7%
Management & Administrative	2.3%	0.4%	2.8%	0.2%	2.9%	93.6%	6.4%
General Support	5.1%	0.5%	5.6%	0.9%	6.5%	86.1%	13.9%
Patient & Client Care	5.2%	0.7%	5.9%	1.1%	7.0%	84.2%	15.8%

November 2022

Health Service Absence Rate - by Staff Category: Nov 2022	Certified absence	Self- certified absence	Non Covid-19 absence	Covid-19 absence	Total absence rate	% Non Covid-19 absence	% Covid-19 absence
HSE Social Care CHO 7	4.4%	0.6%	5.0%	1.0%	6.0%	83.6%	16.4%
Medical & Dental	0.7%	0.0%	0.7%	1.4%	2.0%	34.0%	66.0%
Nursing & Midwifery	4.6%	0.9%	5.5%	1.2%	6.8%	81.7%	18.3%
Health & Social Care Professionals	3.7%	0.4%	4.1%	0.5%	4.6%	88.9%	11.1%
Management & Administrative	2.2%	0.3%	2.5%	0.5%	3.0%	83.6%	16.4%
General Support	5.3%	0.4%	5.7%	0.6%	6.3%	90.0%	10.0%
Patient & Client Care	4.9%	0.6%	5.5%	1.2%	6.7%	82.2%	17.8%

November 2022

Health Service Absence Rate - by Staff Category: Nov 2022	Certified absence	Self- certified absence	Non Covid-19 absence	Covid-19 absence	Total absence rate	% Non Covid-19 absence	% Covid-19 absence
HSE Social Care CHO 8	6.0%	0.6%	6.6%	1.3%	7.9%	83.7%	16.3%
Medical & Dental	0.0%	0.0%	0.0%	0.0%	0.0%		
Nursing & Midwifery	6.8%	0.7%	7.5%	1.5%	9.0%	83.4%	16.6%
Health & Social Care Professionals	4.0%	0.3%	4.4%	0.9%	5.2%	83.7%	16.3%
Management & Administrative	4.5%	0.4%	4.9%	0.4%	5.3%	91.6%	8.4%
General Support	5.0%	0.6%	5.5%	0.9%	6.4%	86.4%	13.6%
Patient & Client Care	6.7%	0.6%	7.3%	1.5%	8.8%	83.0%	17.0%

November 2022

Health Service Absence Rate - by Staff Category: Nov 2022	Certified absence	Self-certified absence	Non Covid-19 absence	Covid-19 absence	Total absence rate	% Non Covid-19 absence	% Covid-19 absence
HSE Social Care CHO 9	3.7%	0.5%	4.2%	0.7%	4.9%	86.4%	13.6%
Medical & Dental	0.0%	0.0%	0.0%	0.0%	0.0%		
Nursing & Midwifery	4.2%	0.7%	4.9%	0.8%	5.7%	85.4%	14.6%
Health & Social Care Professionals	2.7%	0.3%	3.0%	0.4%	3.4%	87.6%	12.4%
Management & Administrative	2.3%	0.3%	2.6%	0.2%	2.8%	93.3%	6.7%
General Support	3.5%	0.5%	4.0%	0.4%	4.4%	90.9%	9.1%
Patient & Client Care	5.5%	0.7%	6.2%	1.1%	7.3%	84.9%	15.1%

November 2022

Health Service Absence Rate - by Staff Category: Nov 2022	Certified absence	Self- certified absence	Non Covid-19 absence	Covid-19 absence	Total absence rate	% Non Covid-19 absence	% Covid-19 absence
HSE Social Care Other Community Services	1.9%	0.3%	2.2%	0.6%	2.8%	77.3%	22.7%
Medical & Dental							
Nursing & Midwifery	0.0%	0.0%	0.0%	0.0%	0.0%		#DIV/0
Health & Social Care Professionals							
Management & Administrative	1.9%	0.3%	2.3%	0.7%	2.9%	77.3%	22.7%
General Support							
Patient & Client Care	0.0%	0.0%	0.0%	0.0%	0.0%		#DIV/0

November 2022

Avista Dublin absence by Staff Category	Certified absence	Self-certified absence	Non Covid-19 absence	Covid-19 absence	Total absence rate	% Non Covid-19 absence	% Covid-19 absence
Avista Dublin (CHO 9)	3.4%	0.6%	3.9%	1.1%	5.0%	78.1%	21.9%
Medical & Dental							
Nursing & Midwifery	3.0%	0.7%	3.6%	0.9%	4.6%	79.9%	20.1%
Health & Social Care Professionals	2.8%	0.7%	3.5%	1.1%	4.6%	76.5%	23.5%
Management & Administrative	3.3%	0.4%	3.6%	0.3%	3.9%	92.0%	8.0%
General Support	2.0%	0.1%	2.1%	0.4%	2.5%	83.6%	16.4%
Patient & Client Care	4.4%	0.5%	4.9%	1.6%	6.5%	75.8%	24.2%

November 2022

Avista Limerick absence by Staff Category	Certified absence	Self-certified absence	Non Covid-19 absence	Covid-19 absence	Total absence rate	% Non Covid-19 absence	% Covid-19 absence
Avista Limerick (CHO 3)	3.6%	0.1%	3.7%	1.4%	5.2%	72.5%	27.5%
Medical & Dental							
Nursing & Midwifery	3.2%	0.1%	3.3%	1.7%	5.0%	65.5%	34.5%
Health & Social Care Professionals	3.8%	0.2%	4.0%	0.0%	4.0%	100.0%	0.0%
Management & Administrative	4.4%	0.0%	4.4%	0.0%	4.4%	100.0%	0.0%
General Support	5.2%	0.3%	5.5%	2.1%	7.7%	72.4%	27.6%
Patient & Client Care	3.4%	0.1%	3.5%	1.8%	5.3%	66.2%	33.8%

November 2022

Avista Roscrea absence by Staff Category	Certified absence	Self-certified absence	Non Covid-19 absence	Covid-19 absence	Total absence rate	% Non Covid-19 absence	% Covid-19 absence
Avista Roscrea (CHO 3)	2.5%	0.3%	2.8%	0.8%	3.6%	78.2%	21.8%
Medical & Dental							
Nursing & Midwifery	1.0%	0.2%	1.2%	0.5%	1.7%	70.0%	30.0%
Health & Social Care Professionals	2.7%	0.5%	3.2%	0.9%	4.1%	77.6%	22.4%
Management & Administrative	0.6%	0.0%	0.6%	0.0%	0.6%	100.0%	0.0%
General Support	1.0%	0.0%	1.0%	0.0%	1.0%	100.0%	0.0%
Patient & Client Care	3.0%	0.2%	3.3%	0.9%	4.1%	78.5%	21.5%

November 2022

Bros. of Charity, Clare absence by Staff Category	Certified absence	Self-certified absence	Non Covid-19 absence	Covid-19 absence	Total absence rate	% Non Covid-19 absence	% Covid-19 absence
Bros. of Charity, Clare (CHO 3)	4.6%	0.5%	5.1%	0.8%	5.9%	87.2%	12.8%
Medical & Dental	0.0%	0.0%	0.0%	0.0%	0.0%		
Nursing & Midwifery	0.0%	0.0%	0.0%	0.0%	0.0%		#DIV/0
Health & Social Care Professionals	5.5%	0.3%	5.8%	1.3%	7.1%	81.7%	18.3%
Management & Administrative	0.0%	0.0%	0.0%	0.0%	0.0%		#DIV/0
General Support							
Patient & Client Care	4.5%	0.6%	5.2%	0.6%	5.8%	89.0%	11.0%

November 2022

Bros. of Charity, Limerick absence by Staff Category	Certified absence	Self-certified absence	Non Covid-19 absence	Covid-19 absence	Total absence rate	% Non Covid-19 absence	% Covid-19 absence
Bros. of Charity, Limerick (CHO 3)	5.3%	0.5%	5.8%	0.4%	6.3%	93.0%	7.0%
Medical & Dental							
Nursing & Midwifery	6.0%	0.7%	6.8%	0.7%	7.5%	90.4%	9.6%
Health & Social Care Professionals	3.7%	0.3%	3.9%	0.4%	4.3%	90.9%	9.1%
Management & Administrative	11.1%	0.0%	11.1%	0.0%	11.1%	100.0%	0.0%
General Support	0.0%	0.0%	0.0%	0.0%	0.0%		
Patient & Client Care	5.6%	0.5%	6.1%	0.4%	6.5%	94.0%	6.0%

November 2022

Bros. of Charity, Southern absence by Staff Category	Certified absence	Self-certified absence	Non Covid-19 absence	Covid-19 absence	Total absence rate	% Non Covid-19 absence	% Covid-19 absence
Bros. of Charity, Southern (CHO 4)	6.2%	0.7%	6.9%	0.3%	7.2%	95.8%	4.2%
Medical & Dental							
Nursing & Midwifery	5.3%	1.1%	6.4%	0.0%	6.4%	100.0%	0.0%
Health & Social Care Professionals	7.4%	0.7%	8.1%	0.7%	8.8%	92.0%	8.0%
Management & Administrative	1.1%	0.7%	1.9%	0.0%	1.9%	100.0%	0.0%
General Support	3.0%	1.6%	4.6%	1.8%	6.4%	72.1%	27.9%
Patient & Client Care	6.4%	0.6%	7.0%	0.2%	7.1%	97.9%	2.1%

November 2022

Bros. of Charity, Waterford absence by Staff Category	Certified absence	Self-certified absence	Non Covid-19 absence	Covid-19 absence	Total absence rate	% Non Covid-19 absence	% Covid-19 absence
Bros. of Charity, Waterford (CHO 5)	6.8%	0.9%	7.7%	0.4%	8.1%	94.9%	5.1%
Medical & Dental	13.9%	10.6%	24.5%	0.0%	24.5%	100.0%	0.0%
Nursing & Midwifery	12.5%	0.5%	13.1%	0.0%	13.1%	100.0%	0.0%
Health & Social Care Professionals	6.3%	0.6%	7.0%	1.2%	8.2%	85.4%	14.6%
Management & Administrative	4.5%	0.6%	5.0%	0.4%	5.4%	93.2%	6.8%
General Support	16.4%	0.0%	16.4%	0.0%	16.4%	100.0%	0.0%
Patient & Client Care	6.1%	1.0%	7.2%	0.3%	7.5%	95.5%	4.5%

November 2022

Bros. of Charity, West Region absence by Staff Category	Certified absence	Self-certified absence	Non Covid-19 absence	Covid-19 absence	Total absence rate	% Non Covid-19 absence	% Covid-19 absence
Bros. of Charity, West Region (CHO 2)	5.1%	0.6%	5.7%	0.5%	6.1%	92.3%	7.7%
Medical & Dental	0.0%	0.0%	0.0%	0.0%	0.0%		
Nursing & Midwifery	4.4%	0.3%	4.7%	0.5%	5.2%	89.8%	10.2%
Health & Social Care Professionals	6.1%	0.7%	6.9%	0.2%	7.1%	96.8%	3.2%
Management & Administrative	1.3%	0.1%	1.4%	0.5%	1.9%	73.4%	26.6%
General Support	5.8%	0.5%	6.3%	0.3%	6.6%	95.0%	5.0%
Patient & Client Care	5.3%	0.7%	6.0%	0.6%	6.5%	91.1%	8.9%

November 2022

Carriglea Cairde Services absence by Staff Category	Certified absence	Self-certified absence	Non Covid-19 absence	Covid-19 absence	Total absence rate	% Non Covid-19 absence	% Covid-19 absence
Carriglea Cairde Services (CHO 5)	4.1%	0.2%	4.3%	1.3%	5.7%	76.5%	23.5%
Medical & Dental							
Nursing & Midwifery	5.2%	0.7%	5.9%	0.5%	6.3%	92.6%	7.4%
Health & Social Care Professionals	6.1%	0.2%	6.3%	0.9%	7.2%	87.8%	12.2%
Management & Administrative	2.2%	0.0%	2.2%	1.6%	3.8%	57.1%	42.9%
General Support	0.0%	0.0%	0.0%	3.5%	3.5%	0.0%	100.0%
Patient & Client Care	3.8%	0.1%	3.9%	1.5%	5.4%	71.9%	28.1%

November 2022

Central Remedial Clinic absence by Staff Category	Certified absence	Self-certified absence	Non Covid-19 absence	Covid-19 absence	Total absence rate	% Non Covid-19 absence	% Covid-19 absence
Central Remedial Clinic (CHO 9)	2.7%	0.4%	3.1%	0.3%	3.4%	91.8%	8.2%
Medical & Dental	0.0%	0.0%	0.0%	0.0%	0.0%		
Nursing & Midwifery	1.0%	0.6%	1.7%	0.0%	1.7%	100.0%	0.0%
Health & Social Care Professionals	2.1%	0.3%	2.4%	0.6%	2.9%	81.1%	18.9%
Management & Administrative	1.5%	0.3%	1.8%	0.0%	1.8%	100.0%	0.0%
General Support	1.3%	1.3%	2.6%	0.0%	2.6%	100.0%	0.0%
Patient & Client Care	4.9%	0.6%	5.5%	0.0%	5.5%	100.0%	0.0%

November 2022

Cheeverstown House absence by Staff Category	Certified absence	Self-certified absence	Non Covid-19 absence	Covid-19 absence	Total absence rate	% Non Covid-19 absence	% Covid-19 absence
Cheeverstown House (CHO 7)	5.4%	0.8%	6.2%	1.4%	7.6%	81.9%	18.1%
Medical & Dental							
Nursing & Midwifery	4.4%	0.4%	4.8%	0.5%	5.4%	89.8%	10.2%
Health & Social Care Professionals	3.5%	0.4%	3.9%	0.8%	4.7%	82.3%	17.7%
Management & Administrative	3.2%	1.2%	4.5%	0.2%	4.7%	95.2%	4.8%
General Support	9.7%	0.9%	10.6%	0.9%	11.4%	92.5%	7.5%
Patient & Client Care	7.0%	1.2%	8.3%	2.9%	11.1%	74.3%	25.7%

November 2022

Children's Sunshine Home absence by Staff Category	Certified absence	Self-certified absence	Non Covid-19 absence	Covid-19 absence	Total absence rate	% Non Covid-19 absence	% Covid-19 absence
Children's Sunshine Home (CHO 6)	8.5%	0.7%	9.2%	1.5%	10.6%	86.2%	13.8%
Medical & Dental							
Nursing & Midwifery	7.0%	0.3%	7.3%	1.2%	8.5%	86.0%	14.0%
Health & Social Care Professionals	0.0%	0.0%	0.0%	0.0%	0.0%		#DIV/0
Management & Administrative	0.0%	0.0%	0.0%	0.0%	0.0%		#DIV/0
General Support	0.0%	1.7%	1.7%	0.0%	1.7%	100.0%	0.0%
Patient & Client Care	16.1%	1.3%	17.4%	2.8%	20.2%	86.1%	13.9%

November 2022

Cope Foundation absence by Staff Category	Certified absence	Self-certified absence	Non Covid-19 absence	Covid-19 absence	Total absence rate	% Non Covid-19 absence	% Covid-19 absence
Cope Foundation (CHO 4)	5.1%	1.3%	6.4%	1.0%	7.4%	86.5%	13.5%
Medical & Dental							
Nursing & Midwifery	4.5%	1.1%	5.7%	1.1%	6.7%	84.3%	15.7%
Health & Social Care Professionals	6.1%	1.5%	7.6%	0.2%	7.8%	97.4%	2.6%
Management & Administrative	2.3%	0.6%	2.9%	0.5%	3.5%	84.7%	15.3%
General Support	7.2%	1.8%	9.0%	2.1%	11.2%	81.0%	19.0%
Patient & Client Care	5.2%	1.3%	6.5%	1.0%	7.4%	86.7%	13.3%

November 2022

Incorporated Orthopaedic Hospital absence by Staff Category	Certified absence	Self-certified absence	Non Covid-19 absence	Covid-19 absence	Total absence rate	% Non Covid-19 absence	% Covid-19 absence
Incorporated Orthopaedic Hospital (CHO 9)	3.6%	1.5%	5.1%	0.4%	5.5%	93.0%	7.0%
Medical & Dental	0.0%	0.0%	0.0%	0.0%	0.0%		
Nursing & Midwifery	2.0%	1.0%	3.0%	0.3%	3.3%	92.1%	7.9%
Health & Social Care Professionals	3.0%	0.6%	3.6%	1.2%	4.8%	74.4%	25.6%
Management & Administrative	1.3%	0.5%	1.8%	0.0%	1.8%	100.0%	0.0%
General Support	2.6%	1.1%	3.7%	0.3%	4.0%	92.9%	7.1%
Patient & Client Care	7.6%	3.0%	10.5%	0.6%	11.1%	95.0%	5.0%

November 2022

Kare, Newbridge, Co Kildare absence by Staff Category	Certified absence	Self-certified absence	Non Covid-19 absence	Covid-19 absence	Total absence rate	% Non Covid-19 absence	% Covid-19 absence
Kare, Newbridge, Co Kildare (CHO 7)	5.5%	0.5%	6.0%	0.7%	6.7%	90.2%	9.8%
Medical & Dental							
Nursing & Midwifery	11.6%	0.5%	12.1%	0.9%	13.0%	92.7%	7.3%
Health & Social Care Professionals	7.4%	0.6%	8.0%	0.6%	8.6%	93.2%	6.8%
Management & Administrative	0.5%	0.0%	0.5%	0.1%	0.5%	85.7%	14.3%
General Support	0.0%	0.0%	0.0%	0.0%	0.0%		
Patient & Client Care	4.5%	0.6%	5.1%	0.7%	5.8%	87.3%	12.7%

November 2022

Leopardstown Park Hospital absence by Staff Category	Certified absence	Self-certified absence	Non Covid-19 absence	Covid-19 absence	Total absence rate	% Non Covid-19 absence	% Covid-19 absence
Leopardstown Park Hospital (CHO 6)	6.1%	0.9%	7.1%	2.1%	9.1%	77.2%	22.8%
Medical & Dental							
Nursing & Midwifery	6.5%	1.9%	8.4%	3.2%	11.6%	72.2%	27.8%
Health & Social Care Professionals	0.4%	0.0%	0.4%	0.0%	0.4%	100.0%	0.0%
Management & Administrative	5.4%	0.0%	5.4%	1.1%	6.5%	83.2%	16.8%
General Support	5.5%	0.7%	6.2%	2.4%	8.6%	71.8%	28.2%
Patient & Client Care	7.4%	0.7%	8.1%	1.8%	9.9%	82.1%	17.9%

November 2022

Muiriosa Foundation, Laois/Offaly absence by Staff Category	Certified absence	Self-certified absence	Non Covid-19 absence	Covid-19 absence	Total absence rate	% Non Covid-19 absence	% Covid-19 absence
Muiriosa Foundation, Laois/Offaly (CHO 8)	4.9%	0.3%	5.2%	1.7%	6.9%	74.8%	25.2%
Medical & Dental							
Nursing & Midwifery	3.7%	0.5%	4.1%	2.8%	7.0%	59.3%	40.7%
Health & Social Care Professionals	6.2%	0.2%	6.4%	1.6%	8.1%	79.7%	20.3%
Management & Administrative	0.2%	0.2%	0.5%	0.0%	0.5%	100.0%	0.0%
General Support	0.0%	0.0%	0.0%	0.0%	0.0%		
Patient & Client Care	4.8%	0.3%	5.1%	1.7%	6.8%	74.8%	25.2%

November 2022

Muiriosa Foundation, Longford/Westmeath absence by Staff Category	Certified absence	Self-certified absence	Non Covid-19 absence	Covid-19 absence	Total absence rate	% Non Covid-19 absence	% Covid-19 absence
Muiriosa Foundation, Longford/Westmeath (CHO 8)	4.0%	0.3%	4.3%	1.1%	5.4%	80.0%	20.0%
Medical & Dental							
Nursing & Midwifery	2.9%	0.0%	2.9%	0.0%	2.9%	100.0%	0.0%
Health & Social Care Professionals	4.7%	0.3%	5.0%	1.2%	6.2%	80.8%	19.2%
Management & Administrative	10.1%	0.0%	10.1%	0.0%	10.1%	100.0%	0.0%
General Support	0.0%	0.0%	0.0%	0.0%	0.0%		
Patient & Client Care	3.0%	0.4%	3.4%	1.2%	4.6%	73.4%	26.6%

November 2022

Muiriosa Foundation, South Kildare absence by Staff Category	Certified absence	Self-certified absence	Non Covid-19 absence	Covid-19 absence	Total absence rate	% Non Covid-19 absence	% Covid-19 absence
Muiriosa Foundation, South Kildare (CHO 8)	3.8%	0.4%	4.2%	0.6%	4.7%	88.0%	12.0%
Medical & Dental							
Nursing & Midwifery	3.5%	0.4%	3.9%	0.1%	4.1%	96.7%	3.3%
Health & Social Care Professionals	3.2%	0.4%	3.6%	0.4%	4.1%	89.2%	10.8%
Management & Administrative	1.8%	0.1%	1.9%	0.0%	1.9%	100.0%	0.0%
General Support	0.0%	0.7%	0.7%	0.0%	0.7%	100.0%	0.0%
Patient & Client Care	5.0%	0.4%	5.4%	0.9%	6.3%	85.2%	14.8%

November 2022

Peamount Hospital (Newcastle) absence by Staff Category	Certified absence	Self-certified absence	Non Covid-19 absence	Covid-19 absence	Total absence rate	% Non Covid-19 absence	% Covid-19 absence
Peamount Hospital (Newcastle) (CHO 7)	4.1%	0.6%	4.7%	1.7%	6.4%	73.5%	26.5%
Medical & Dental	1.2%	0.0%	1.2%	2.3%	3.4%	34.0%	66.0%
Nursing & Midwifery	5.0%	1.0%	6.0%	1.4%	7.4%	80.9%	19.1%
Health & Social Care Professionals	2.7%	0.5%	3.1%	1.6%	4.7%	66.8%	33.2%
Management & Administrative	2.0%	0.1%	2.1%	0.3%	2.5%	86.0%	14.0%
General Support	5.9%	0.1%	6.0%	2.0%	8.0%	75.5%	24.5%
Patient & Client Care	4.2%	0.5%	4.8%	2.1%	6.9%	69.4%	30.6%

November 2022

Royal Hospital, Donnybrook, Dublin absence by Staff Category	Certified absence	Self-certified absence	Non Covid-19 absence	Covid-19 absence	Total absence rate	% Non Covid-19 absence	% Covid-19 absence
Royal Hospital, Donnybrook, Dublin (CHO 6)	2.3%	0.4%	2.7%	0.2%	2.9%	92.2%	7.8%
Medical & Dental	0.0%	0.0%	0.0%	0.0%	0.0%		
Nursing & Midwifery	2.4%	0.5%	3.0%	0.2%	3.2%	93.9%	6.1%
Health & Social Care Professionals	0.5%	1.1%	1.6%	0.6%	2.2%	73.7%	26.3%
Management & Administrative	0.0%	0.7%	0.7%	0.0%	0.7%	100.0%	0.0%
General Support	0.9%	0.3%	1.2%	0.0%	1.2%	100.0%	0.0%
Patient & Client Care	4.4%	0.1%	4.5%	0.3%	4.8%	93.6%	6.4%

November 2022

Stewart's Hospital, (Palmerstown) absence by Staff Category	Certified absence	Self-certified absence	Non Covid-19 absence	Covid-19 absence	Total absence rate	% Non Covid-19 absence	% Covid-19 absence
Stewart's Hospital, (Palmerstown) (CHO 7)	4.7%	0.5%	5.3%	1.0%	6.3%	84.1%	15.9%
Medical & Dental							
Nursing & Midwifery	4.5%	1.0%	5.5%	1.6%	7.1%	77.1%	22.9%
Health & Social Care Professionals	6.6%	0.3%	6.9%	0.9%	7.8%	88.4%	11.6%
Management & Administrative	1.9%	0.1%	2.0%	0.5%	2.5%	79.4%	20.6%
General Support	3.1%	0.5%	3.6%	0.7%	4.3%	83.4%	16.6%
Patient & Client Care	5.0%	0.5%	5.5%	1.0%	6.5%	85.1%	14.9%

November 2022

St. John of God, Drumcar absence by Staff Category	Certified absence	Self-certified absence	Non Covid-19 absence	Covid-19 absence	Total absence rate	% Non Covid-19 absence	% Covid-19 absence
St. John of God, Drumcar (CHO 8)	5.0%	0.4%	5.4%	0.9%	6.4%	85.3%	14.7%
Medical & Dental	0.0%	0.0%	0.0%	0.0%	0.0%		
Nursing & Midwifery	5.4%	0.8%	6.2%	1.3%	7.5%	83.2%	16.8%
Health & Social Care Professionals	3.7%	0.5%	4.2%	0.4%	4.6%	91.1%	8.9%
Management & Administrative	9.3%	0.4%	9.7%	1.2%	10.8%	89.3%	10.7%
General Support	4.2%	0.0%	4.2%	0.3%	4.5%	93.1%	6.9%
Patient & Client Care	4.9%	0.2%	5.1%	0.9%	6.0%	85.0%	15.0%

November 2022

St John of God HQ absence by Staff Category	Certified absence	Self-certified absence	Non Covid-19 absence	Covid-19 absence	Total absence rate	% Non Covid-19 absence	% Covid-19 absence
St John of God HQ (CHO 6)	2.6%	0.2%	2.8%	0.2%	3.0%	93.5%	6.5%
Medical & Dental							
Nursing & Midwifery	0.0%	0.0%	0.0%	0.0%	0.0%		#DIV/0
Health & Social Care Professionals	0.0%	0.0%	0.0%	0.0%	0.0%		#DIV/0
Management & Administrative	3.0%	0.2%	3.2%	0.2%	3.4%	93.5%	6.5%
General Support	0.0%	0.0%	0.0%	0.0%	0.0%		
Patient & Client Care							

November 2022

St. John of God (IDS) absence by Staff Category	Certified absence	Self-certified absence	Non Covid-19 absence	Covid-19 absence	Total absence rate	% Non Covid-19 absence	% Covid-19 absence
St. John of God (IDS) (CHO 6)	2.3%	0.5%	2.8%	0.3%	3.1%	91.7%	8.3%
Medical & Dental	0.0%	0.0%	0.0%	0.0%	0.0%		
Nursing & Midwifery	0.8%	1.0%	1.8%	0.4%	2.2%	81.3%	18.7%
Health & Social Care Professionals	2.6%	0.5%	3.1%	0.2%	3.3%	92.9%	7.1%
Management & Administrative	2.7%	0.0%	2.7%	0.0%	2.7%	100.0%	0.0%
General Support	1.0%	0.0%	1.0%	0.0%	1.0%	100.0%	0.0%
Patient & Client Care	2.7%	0.5%	3.2%	0.3%	3.5%	91.4%	8.6%

November 2022

St. John of God, Kerry absence by Staff Category	Certified absence	Self-certified absence	Non Covid-19 absence	Covid-19 absence	Total absence rate	% Non Covid-19 absence	% Covid-19 absence
St. John of God, Kerry (CHO 4)	3.6%	0.6%	4.2%	0.2%	4.4%	94.8%	5.2%
Medical & Dental							
Nursing & Midwifery	15.7%	2.9%	18.7%	4.5%	23.2%	80.6%	19.4%
Health & Social Care Professionals	1.2%	0.3%	1.6%	0.0%	1.6%	100.0%	0.0%
Management & Administrative	1.6%	0.8%	2.3%	0.0%	2.3%	100.0%	0.0%
General Support	15.6%	0.4%	16.0%	0.0%	16.0%	100.0%	0.0%
Patient & Client Care	2.1%	0.6%	2.6%	0.1%	2.8%	95.0%	5.0%

November 2022

St. John of God Liffey Services absence by Staff Category	Certified absence	Self-certified absence	Non Covid-19 absence	Covid-19 absence	Total absence rate	% Non Covid-19 absence	% Covid-19 absence
St. John of God Liffey Services (CHO 7)	2.6%	0.4%	3.0%	0.3%	3.3%	89.5%	10.5%
Medical & Dental	0.0%	0.0%	0.0%	0.0%	0.0%		
Nursing & Midwifery	3.6%	0.7%	4.3%	0.3%	4.6%	93.6%	6.4%
Health & Social Care Professionals	2.0%	0.3%	2.3%	0.3%	2.5%	89.1%	10.9%
Management & Administrative	2.4%	0.2%	2.6%	0.0%	2.6%	100.0%	0.0%
General Support	2.6%	0.3%	2.9%	0.0%	2.9%	100.0%	0.0%
Patient & Client Care	2.9%	0.3%	3.2%	0.5%	3.7%	85.7%	14.3%

November 2022

St. Michael's House, Dublin absence by Staff Category	Certified absence	Self-certified absence	Non Covid-19 absence	Covid-19 absence	Total absence rate	% Non Covid-19 absence	% Covid-19 absence
St. Michael's House, Dublin (CHO 9)	3.2%	0.2%	3.4%	0.4%	3.8%	90.3%	9.7%
Medical & Dental	0.0%	0.0%	0.0%	0.0%	0.0%		
Nursing & Midwifery	4.1%	0.4%	4.5%	0.3%	4.8%	93.2%	6.8%
Health & Social Care Professionals	2.7%	0.2%	2.8%	0.3%	3.1%	91.7%	8.3%
Management & Administrative	2.1%	0.0%	2.1%	0.3%	2.4%	87.8%	12.2%
General Support	3.6%	0.3%	3.9%	0.1%	4.0%	96.8%	3.2%
Patient & Client Care	5.2%	0.4%	5.6%	0.9%	6.5%	85.8%	14.2%

November 2022

St. Patrick's, Kilkenny absence by Staff Category	Certified absence	Self-certified absence	Non Covid-19 absence	Covid-19 absence	Total absence rate	% Non Covid-19 absence	% Covid-19 absence
St. Patrick's, Kilkenny (CHO 5)	8.6%	0.8%	9.3%	0.5%	9.9%	94.7%	5.3%
Medical & Dental							
Nursing & Midwifery	9.9%	0.7%	10.6%	2.3%	12.9%	81.9%	18.1%
Health & Social Care Professionals	14.9%	0.4%	15.3%	0.0%	15.3%	100.0%	0.0%
Management & Administrative	1.2%	0.4%	1.6%	1.1%	2.7%	61.0%	39.0%
General Support	23.4%	0.0%	23.4%	0.0%	23.4%	100.0%	0.0%
Patient & Client Care	7.8%	0.9%	8.7%	0.2%	8.9%	97.4%	2.6%

November 2022

Sunbeam House Services absence by Staff Category	Certified absence	Self-certified absence	Non Covid-19 absence	Covid-19 absence	Total absence rate	% Non Covid-19 absence	% Covid-19 absence
Sunbeam House Services (CHO 6)	3.5%	0.9%	4.5%	0.7%	5.1%	87.2%	12.8%
Medical & Dental							
Nursing & Midwifery	0.3%	0.4%	0.8%	0.6%	1.4%	54.7%	45.3%
Health & Social Care Professionals	4.5%	1.1%	5.6%	0.6%	6.2%	90.8%	9.2%
Management & Administrative	0.8%	0.4%	1.2%	0.0%	1.2%	100.0%	0.0%
General Support	6.1%	0.0%	6.1%	0.0%	6.1%	100.0%	0.0%
Patient & Client Care	3.6%	1.0%	4.6%	1.0%	5.6%	82.3%	17.7%

Social Care

Year/ month	Medical & Dental	Nursing & Midwifery	Health & Social Care Professionals	Management & Administrative	General Support	Patient & Client Care	Certified absence	Self-certified absence	Non Covid-19 absence	Covid-19 absence	Total absence rate
2022	2.6%	8.0%	6.1%	4.8%	7.2%	8.4%	4.7%	0.6%	5.3%	2.1%	7.5%
Nov 2022	1.5%	6.5%	4.8%	3.6%	6.2%	6.7%	4.7%	0.6%	5.2%	0.7%	5.9%
Oct 2022	1.8%	6.2%	5.3%	3.7%	6.8%	7.3%	4.9%	0.6%	5.5%	0.8%	6.3%
Sep 2022	1.6%	6.7%	5.0%	4.2%	6.4%	7.3%	5.1%	0.6%	5.7%	0.7%	6.4%
Aug 2022	3.4%	6.3%	5.4%	3.7%	6.3%	7.4%	5.0%	0.5%	5.4%	0.9%	6.4%
Jul 2022	3.3%	7.9%	6.3%	4.7%	7.6%	8.8%	5.2%	0.5%	5.7%	2.0%	7.7%
Jun 2022	3.4%	7.2%	6.3%	4.9%	6.6%	8.0%	4.7%	0.6%	5.4%	1.8%	7.1%
May 2022	3.6%	6.7%	4.2%	4.5%	6.6%	7.4%	4.6%	0.6%	5.2%	1.1%	6.2%
Apr 2022	1.6%	9.1%	7.0%	5.1%	8.6%	9.1%	4.8%	0.7%	5.5%	2.9%	8.3%
Mar 2022	3.2%	11.5%	8.1%	7.2%	10.0%	10.7%	4.8%	0.7%	5.5%	4.4%	10.0%
Feb 2022	1.4%	8.5%	6.7%	5.1%	6.8%	8.5%	4.2%	0.6%	4.8%	2.9%	7.8%
Jan 2022	1.5%	11.0%	8.4%	6.0%	8.3%	11.2%	4.3%	0.6%	4.9%	5.1%	10.0%
2021	3.9%	7.0%	5.5%	3.7%	6.2%	7.1%	4.4%	0.5%	4.9%	1.5%	6.4%
Dec 2021	3.0%	8.7%	6.9%	4.9%	7.7%	8.9%	4.6%	0.7%	5.3%	2.8%	8.1%
Nov 2021	3.7%	9.1%	6.9%	5.9%	7.2%	8.6%	4.9%	0.7%	5.6%	2.4%	8.1%
Oct 2021	3.0%	7.7%	5.7%	4.6%	6.6%	7.0%	4.8%	0.5%	5.3%	1.3%	6.6%
Sep 2021	7.7%	6.9%	5.2%	4.2%	5.5%	6.6%	4.6%	0.5%	5.1%	1.0%	6.1%
Aug 2021	10.8%	6.0%	4.8%	4.0%	5.0%	6.6%	4.6%	0.4%	5.0%	0.9%	5.9%
Jul 2021	5.2%	5.8%	4.7%	3.5%	6.2%	6.0%	4.5%	0.4%	4.9%	0.6%	5.5%
Jun 2021	3.2%	5.4%	4.3%	3.0%	5.2%	5.8%	4.1%	0.5%	4.6%	0.5%	5.1%
May 2021	2.5%	5.2%	4.2%	2.3%	4.5%	5.7%	3.9%	0.4%	4.3%	0.7%	5.0%
Apr 2021	2.0%	5.8%	4.5%	2.7%	5.4%	5.5%	3.9%	0.4%	4.3%	0.8%	5.1%
Mar 2021	2.2%	5.7%	4.9%	3.1%	5.3%	6.1%	4.0%	0.5%	4.5%	1.0%	5.5%
Feb 2021	1.3%	7.5%	6.1%	2.9%	6.1%	7.7%	4.4%	0.5%	4.9%	2.0%	6.9%
Jan 2021	0.9%	10.5%	8.1%	3.5%	9.5%	10.5%	4.6%	0.3%	4.9%	4.5%	9.4%
2020	3.1%	7.3%	5.0%	2.9%	6.6%	6.8%	4.5%	0.4%	4.9%	1.4%	6.2%
Dec 2020	2.6%	6.5%	4.1%	3.1%	4.9%	6.2%	4.2%	0.4%	4.6%	1.0%	5.5%
Nov 2020	3.6%	5.7%	3.8%	2.9%	5.5%	5.7%	4.0%	0.3%	4.3%	0.8%	5.1%
Oct 2020	3.8%	7.0%	5.0%	2.6%	6.8%	6.7%	4.2%	0.4%	4.6%	1.5%	6.1%
Sep 2020	3.0%	7.0%	4.7%	2.3%	6.1%	6.2%	4.3%	0.4%	4.6%	1.1%	5.8%
Aug 2020	3.7%	6.3%	4.4%	2.5%	4.8%	5.9%	4.4%	0.3%	4.7%	0.6%	5.3%
Jul 2020	1.1%	6.1%	4.0%	2.1%	5.9%	5.9%	4.4%	0.4%	4.8%	0.5%	5.3%

Jun 2020	0.9%	6.0%	3.7%	1.9%	6.1%	5.5%	4.0%	0.3%	4.3%	0.7%	5.0%
May 2020	2.1%	8.7%	5.6%	2.6%	7.6%	7.9%	4.5%	0.2%	4.7%	2.5%	7.2%
Apr 2020	2.6%	13.6%	8.3%	3.4%	12.8%	12.0%	5.2%	0.4%	5.7%	5.3%	10.9%
Mar 2020	3.1%	9.0%	7.1%	4.7%	7.9%	8.5%	5.1%	0.4%	5.5%	2.6%	8.0%
Feb 2020	4.3%	5.6%	4.4%	3.5%	5.0%	5.3%	4.6%	0.5%	5.0%		5.0%
Jan 2020	4.6%	6.0%	5.0%	3.5%	6.2%	5.9%	5.0%	0.6%	5.6%		5.6%
2019	1.3%	5.6%	4.2%	3.3%	4.8%	5.2%	4.4%	0.5%	4.9%		4.9%
Dec 2019	3.7%	6.0%	4.7%	3.5%	5.4%	4.8%	4.4%	0.5%	4.9%		4.9%
Nov 2019	1.5%	6.1%	3.8%	3.0%	5.0%	5.4%	4.5%	0.5%	5.0%		5.0%
Oct 2019	0.5%	6.0%	4.2%	2.9%	5.3%	5.7%	4.7%	0.5%	5.2%		5.2%
Sep 2019	1.3%	5.6%	4.4%	3.5%	5.3%	5.0%	4.5%	0.5%	4.9%		4.9%
Aug 2019	1.9%	5.7%	4.6%	3.4%	4.5%	5.3%	4.7%	0.4%	5.0%		5.0%
Jul 2019	1.5%	5.3%	4.1%	3.5%	4.8%	5.1%	4.5%	0.3%	4.8%		4.8%
Jun 2019	2.5%	5.4%	3.9%	2.8%	4.1%	5.3%	4.4%	0.4%	4.8%		4.8%
May 2019	3.9%	5.8%	4.3%	2.7%	4.3%	5.2%	4.4%	0.5%	4.9%		4.9%
Apr 2019	0.1%	5.5%	3.9%	3.1%	4.9%	5.0%	4.3%	0.4%	4.7%		4.7%
Mar 2019	0.3%	5.0%	3.7%	3.5%	4.7%	4.9%	4.1%	0.4%	4.5%		4.5%
Feb 2019	1.0%	5.6%	3.9%	3.9%	4.7%	4.9%	4.3%	0.5%	4.7%		4.7%
Jan 2019	0.3%	5.6%	4.5%	4.2%	5.3%	5.5%	4.6%	0.5%	5.2%		5.2%

Social Care

Year/ month	CHO 1	CHO 2	CHO 3	CHO 4	CHO 5	CHO 6	CHO 7	CHO 8	CHO 9	other Comm.	Community Services absence rate	Certified absence	Self-certified absence	Non Covid-19 absence	Covid-19 absence	Total absence rate
2022	10.0%	7.1%	6.6%	8.2%	9.3%	6.4%	7.1%	8.3%	5.8%	0.4%	7.5%	4.7%	0.6%	5.3%	2.1%	7.5%
Nov 2022	8.3%	5.6%	5.4%	6.5%	7.9%	4.8%	5.6%	7.0%	4.4%		5.9%	4.7%	0.6%	5.2%	0.7%	5.95%
Oct 2022	9.7%	5.9%	5.5%	7.1%	8.4%	5.8%	5.5%	6.9%	4.8%		6.3%	4.9%	0.6%	5.5%	0.8%	6.33%
Sep 2022	9.2%	6.0%	5.0%	6.3%	8.3%	5.1%	6.3%	7.0%	5.2%		6.4%	5.1%	0.6%	5.7%	0.7%	6.36%
Aug 2022	10.3%	6.2%	4.7%	6.5%	8.7%	4.4%	5.9%	7.2%	4.9%	2.2%	6.4%	5.0%	0.5%	5.4%	0.9%	6.36%
Jul 2022	10.6%	7.0%	7.1%	7.7%	9.8%	6.0%	7.3%	9.0%	6.1%		7.7%	5.2%	0.5%	5.7%	2.0%	7.71%
Jun 2022	8.6%	7.9%	5.6%	7.7%	8.6%	7.3%	7.2%	7.7%	5.5%	0.7%	7.1%	4.7%	0.6%	5.4%	1.8%	7.15%
May 2022	8.1%	6.0%	5.4%	6.2%	7.9%	5.1%	6.3%	7.0%	5.1%		6.2%	4.6%	0.6%	5.2%	1.1%	6.22%
Apr 2022	9.7%	7.8%	8.3%	10.7%	9.5%	6.6%	8.0%	8.7%	6.2%		8.3%	4.8%	0.7%	5.5%	2.9%	8.31%
Mar 2022	13.3%	8.9%	8.4%	11.2%	11.6%	9.3%	10.0%	11.0%	7.8%		10.0%	4.8%	0.7%	5.5%	4.4%	9.98%
Feb 2022	10.2%	7.0%	7.8%	8.4%	9.0%	8.0%	7.3%	8.1%	6.1%		7.8%	4.2%	0.6%	4.8%	2.9%	7.75%
Jan 2022	11.6%	10.4%	9.8%	12.2%	12.3%	8.2%	8.4%	11.0%	8.0%	1.5%	10.0%	4.3%	0.6%	4.9%	5.1%	10.01%
2021	8.5%	5.8%	5.7%	7.1%	7.0%	5.8%	6.6%	6.6%	5.5%	0.2%	6.4%	4.4%	0.5%	4.9%	1.5%	6.4%
Dec 2021	10.2%	7.7%	7.7%	10.2%	9.2%	6.3%	8.4%	7.0%	6.5%	0.7%	8.1%	4.6%	0.7%	5.3%	2.8%	8.08%
Nov 2021	9.8%	6.7%	7.6%	10.3%	8.2%	6.7%	7.9%	8.0%	7.1%		8.1%	4.9%	0.7%	5.6%	2.4%	8.05%
Oct 2021	8.7%	5.4%	6.4%	8.1%	6.7%	5.2%	6.6%	6.9%	5.9%		6.6%	4.8%	0.5%	5.3%	1.3%	6.62%
Sep 2021	8.3%	4.6%	5.4%	6.9%	6.0%	6.3%	6.3%	6.8%	5.0%	1.9%	6.1%	4.6%	0.5%	5.1%	1.0%	6.12%
Aug 2021	8.9%	4.6%	4.8%	6.0%	6.4%	5.7%	6.2%	6.1%	4.9%		5.9%	4.6%	0.4%	5.0%	0.9%	5.86%
Jul 2021	8.3%	4.4%	4.1%	5.4%	5.1%	6.1%	5.8%	6.3%	4.9%		5.5%	4.5%	0.4%	4.9%	0.6%	5.48%
Jun 2021	7.1%	4.8%	4.5%	5.7%	5.3%	5.0%	5.1%	5.3%	4.5%		5.1%	4.1%	0.5%	4.6%	0.5%	5.15%
May 2021	6.6%	4.6%	4.7%	5.5%	4.8%	4.3%	5.1%	5.0%	4.3%		5.0%	3.9%	0.4%	4.3%	0.7%	4.96%
Apr 2021	6.2%	4.5%	3.9%	5.1%	5.3%	5.0%	5.8%	5.6%	4.6%		5.1%	3.9%	0.4%	4.3%	0.8%	5.13%
Mar 2021	7.1%	6.2%	4.5%	5.4%	6.4%	4.5%	5.5%	5.9%	4.7%		5.5%	4.0%	0.5%	4.5%	1.0%	5.48%
Feb 2021	8.5%	7.6%	5.9%	6.7%	9.0%	6.2%	6.6%	7.7%	5.6%		6.9%	4.4%	0.5%	4.9%	2.0%	6.89%
Jan 2021	12.3%	9.0%	8.8%	10.1%	11.3%	8.9%	9.6%	8.7%	7.8%		9.4%	4.6%	0.3%	4.9%	4.5%	9.40%
2020	7.1%	5.6%	5.2%	6.2%	6.6%	4.7%	7.3%	6.7%	5.8%	0.0%	6.2%	4.5%	0.4%	4.9%	1.4%	6.2%
Dec 2020	7.6%	5.7%	4.7%	5.4%	6.9%	3.8%	6.1%	5.6%	4.5%	0.3%	5.5%	4.2%	0.4%	4.6%	1.0%	5.51%
Nov 2020	7.2%	5.2%	4.9%	5.0%	5.5%	3.5%	5.5%	5.4%	4.1%		5.1%	4.0%	0.3%	4.3%	0.8%	5.09%
Oct 2020	8.6%	5.8%	5.3%	6.5%	5.7%	3.7%	7.2%	6.5%	5.1%		6.1%	4.2%	0.4%	4.6%	1.5%	6.08%
Sep 2020	7.6%	5.3%	5.0%	5.3%	5.7%	4.1%	6.9%	6.1%	5.3%		5.8%	4.3%	0.4%	4.6%	1.1%	5.76%
Aug 2020	7.0%	4.1%	5.6%	5.3%	5.5%	4.0%	5.7%	5.7%	4.8%		5.3%	4.4%	0.3%	4.7%	0.6%	5.32%
Jul 2020	6.1%	4.1%	3.9%	4.6%	6.3%	4.4%	6.1%	6.2%	5.2%		5.3%	4.4%	0.4%	4.8%	0.5%	5.26%
Jun 2020	5.6%	4.3%	4.8%	4.9%	5.4%	3.7%	5.5%	5.4%	4.7%		5.0%	4.0%	0.3%	4.3%	0.7%	5.00%
May 2020	6.2%	6.2%	5.9%	7.7%	6.9%	5.4%	9.2%	8.4%	6.5%		7.2%	4.5%	0.2%	4.7%	2.5%	7.19%
Apr 2020	8.8%	9.0%	6.0%	11.9%	10.2%	10.9%	15.8%	12.1%	9.9%		10.9%	5.2%	0.4%	5.7%	5.3%	10.91%
Mar 2020	9.2%	6.8%	6.8%	8.1%	7.7%	6.0%	9.6%	7.2%	8.5%		8.0%	5.1%	0.4%	5.5%	2.6%	8.01%
Feb 2020	5.5%	5.3%	4.4%	4.9%	6.0%	3.7%	4.9%	5.3%	5.2%		5.0%	4.6%	0.5%	5.0%		5.04%
Jan 2020	6.2%	6.3%	5.1%	5.3%	6.9%	4.0%	5.5%	6.4%	5.2%		5.6%	5.0%	0.6%	5.6%		5.59%
2019	7.2%	4.8%	4.4%	4.9%	5.4%	4.0%	4.6%	5.0%	4.6%		4.9%	4.4%	0.5%	4.9%		4.9%
Dec 2019	7.1%	5.0%	4.0%	5.3%	7.0%	3.0%	4.9%	5.0%	5.0%		4.9%	4.4%	0.5%	4.9%		4.94%
Nov 2019	6.3%	5.5%	4.8%	5.4%	6.4%	3.4%	4.5%	4.9%	4.6%		5.0%	4.5%	0.5%	5.0%		5.01%
Oct 2019	6.3%	5.8%	4.8%	5.6%	5.5%	5.0%	5.1%	5.3%	4.6%		5.2%	4.7%	0.5%	5.2%		5.24%
Sep 2019	6.4%	4.9%	4.2%	5.2%	5.5%	4.2%	4.4%	4.9%	4.8%		4.9%	4.5%	0.5%	4.9%		4.93%
Aug 2019	8.1%	5.0%	4.4%	4.7%	5.0%	5.0%	4.3%	5.5%	4.7%		5.0%	4.7%	0.4%	5.0%		5.04%
Jul 2019	7.6%	3.9%	4.3%	4.7%	4.9%	4.2%	4.2%	5.3%	4.5%		4.8%	4.5%	0.3%	4.8%		4.78%
Jun 2019	7.1%	4.1%	4.5%	4.4%	4.7%	4.3%	5.1%	5.0%	4.4%		4.8%	4.4%	0.4%	4.8%		4.82%
May 2019	6.9%	4.4%	4.2%	4.5%	5.2%	4.3%	5.1%	5.2%	4.4%		4.9%	4.4%	0.5%	4.9%		4.89%
Apr 2019	6.7%	4.7%	4.6%	4.7%	5.5%	4.4%	4.4%	4.3%	4.0%		4.7%	4.3%	0.4%	4.7%		4.69%

Social Care

Year/ month	CHO 1	CHO 2	CHO 3	CHO 4	CHO 5	CHO 6	CHO 7	CHO 8	CHO 9	other Comm.	Community Services absence rate	Certified absence	Self-certified absence	Non Covid-19 absence	Covid-19 absence	Total absence rate
Mar 2019	7.4%	4.4%	4.1%	4.2%	4.6%	3.4%	4.3%	4.9%	4.0%		4.5%	4.1%	0.4%	4.5%		4.54%
Feb 2019	7.9%	4.5%	4.4%	4.5%	4.9%	3.5%	4.2%	4.5%	4.8%		4.7%	4.3%	0.5%	4.7%		4.73%
Jan 2019	8.3%	4.8%	4.7%	5.4%	5.2%	3.8%	4.7%	5.2%	4.9%		5.2%	4.6%	0.5%	5.2%		5.18%

