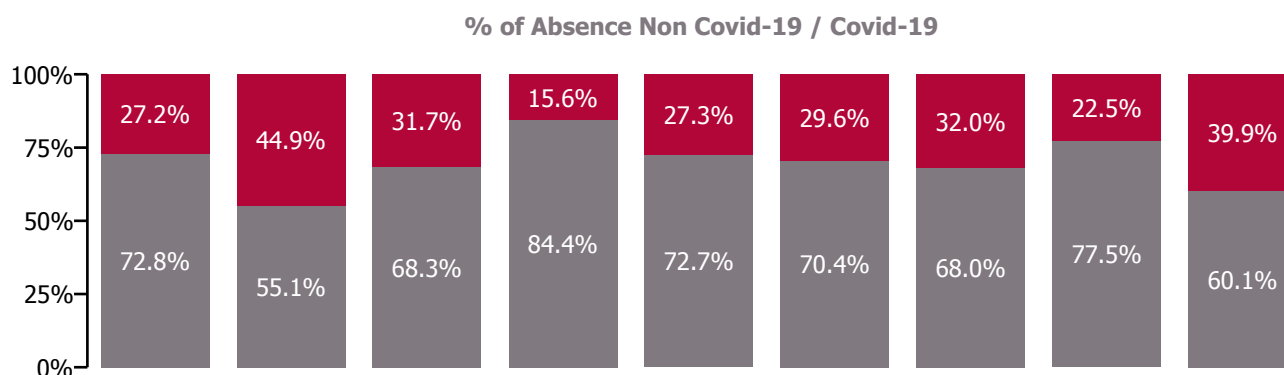
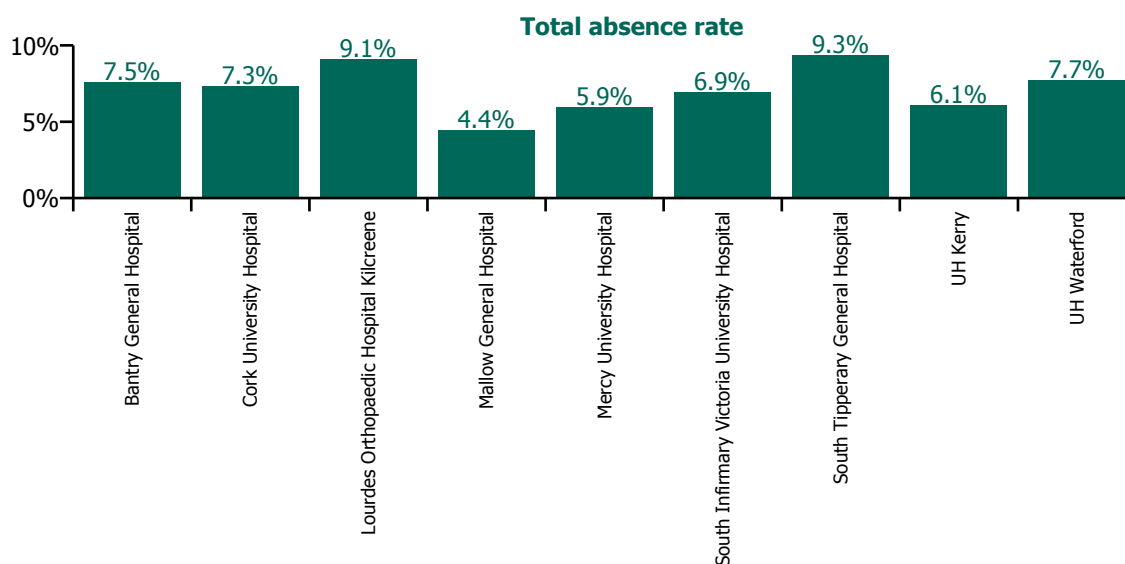


February 2022

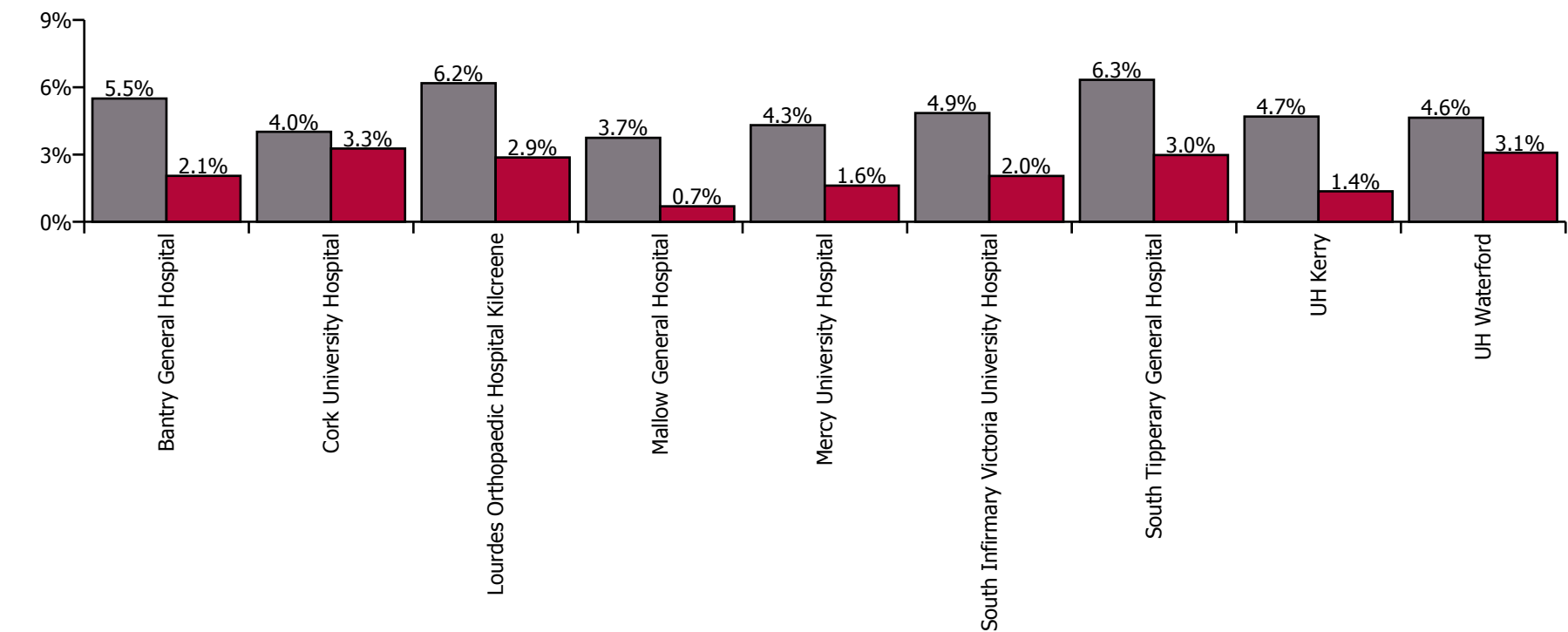
Health Service Absence Rate - by Staff Category: Feb 2022	Certified absence	Self-certified absence	Non Covid-19 absence	Covid-19 absence	Total absence rate	% Non Covid-19 absence	% Covid-19 absence
South/South West Hospital Group	3.8%	0.7%	4.5%	2.6%	7.2%	63.3%	36.7%
Medical & Dental	0.5%	0.1%	0.6%	0.8%	1.4%	41.4%	58.6%
Nursing & Midwifery	4.7%	1.1%	5.8%	3.5%	9.3%	62.5%	37.5%
Health & Social Care Professionals	2.8%	0.8%	3.5%	2.8%	6.3%	55.7%	44.3%
Management & Administrative	3.8%	0.4%	4.2%	2.1%	6.3%	66.7%	33.3%
General Support	4.9%	0.5%	5.4%	2.3%	7.7%	70.2%	29.8%
Patient & Client Care	4.9%	0.7%	5.6%	2.4%	8.0%	70.0%	30.0%

Health Service Absence Rate - by Hospital: Feb 2022	Certified absence	Self-certified absence	Non Covid-19 absence	Covid-19 absence	Total absence rate	% Non Covid-19 absence	% Covid-19 absence
South/South West Hospital Group	3.8%	0.7%	4.5%	2.6%	7.2%	63.3%	36.7%
Bantry General Hospital	5.1%	0.4%	5.5%	2.1%	7.5%	72.8%	27.2%
Cork University Hospital	3.2%	0.8%	4.0%	3.3%	7.3%	55.1%	44.9%
Lourdes Orthopaedic Hospital Kilcreene	5.8%	0.4%	6.2%	2.9%	9.1%	68.3%	31.7%
Mallow General Hospital	3.5%	0.3%	3.7%	0.7%	4.4%	84.4%	15.6%
Mercy University Hospital	3.7%	0.6%	4.3%	1.6%	5.9%	72.7%	27.3%
South Infirmary Victoria University Hospital	4.3%	0.5%	4.9%	2.0%	6.9%	70.4%	29.6%
South Tipperary General Hospital	5.8%	0.5%	6.3%	3.0%	9.3%	68.0%	32.0%
UH Kerry	3.5%	1.2%	4.7%	1.4%	6.1%	77.5%	22.5%
UH Waterford	4.1%	0.6%	4.6%	3.1%	7.7%	60.1%	39.9%



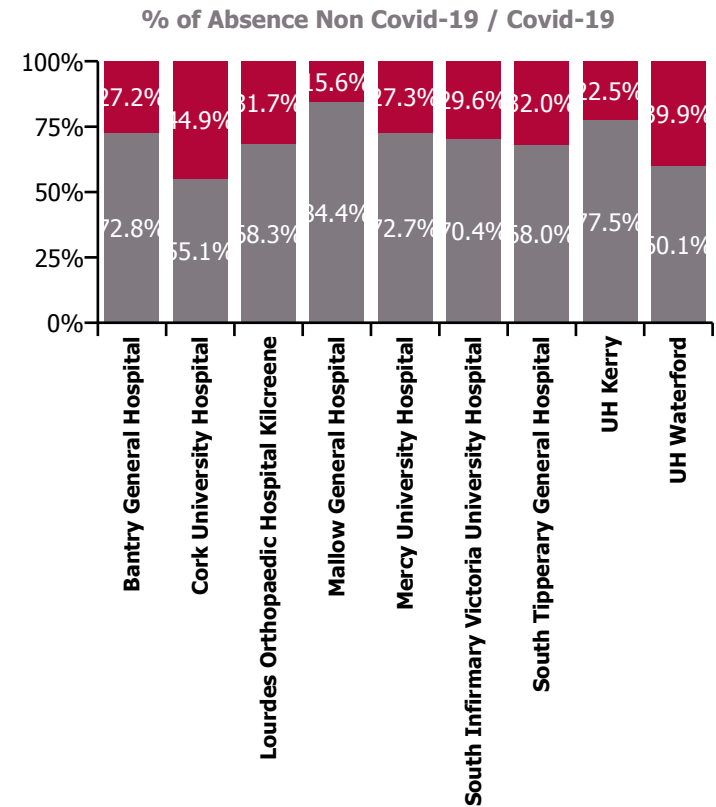
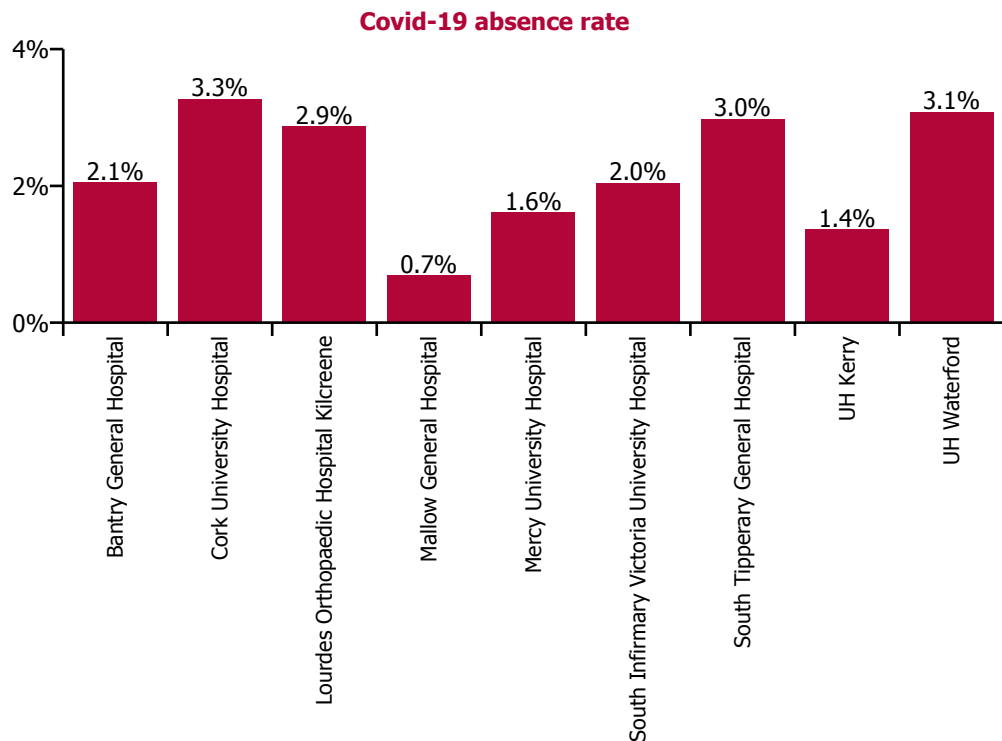
February 2022

Health Service Absence Rate by Hospital: Feb 2022	Medical & Dental	Nursing & Midwifery	Health & Social Care Professionals	Management & Administrative	General Support	Patient & Client Care	Certified absence	Self-certified absence	Non Covid-19 absence	Covid-19 absence	Total absence rate
South/South West Hospital Group	1.4%	9.3%	6.3%	6.3%	7.7%	8.0%	3.8%	0.7%	4.5%	2.6%	7.2%
Bantry General Hospital	6.3%	10.8%	3.0%	4.2%	9.3%	5.1%	5.1%	0.4%	5.5%	2.1%	7.5%
Cork University Hospital	0.9%	9.2%	6.6%	6.1%	8.9%	6.4%	3.2%	0.8%	4.0%	3.3%	7.3%
Lourdes Orthopaedic Hospital Kilcreene	18.1%	12.6%		0.7%	2.5%		5.8%	0.4%	6.2%	2.9%	9.1%
Mallow General Hospital	0.9%	5.8%	9.9%	2.5%	6.8%	2.0%	3.5%	0.3%	3.7%	0.7%	4.4%
Mercy University Hospital	0.6%	7.9%	4.8%	2.4%	6.1%	13.1%	3.7%	0.6%	4.3%	1.6%	5.9%
South Infirmary Victoria University Hospital	0.7%	8.1%	4.5%	8.6%	7.0%	6.7%	4.3%	0.5%	4.9%	2.0%	6.9%
South Tipperary General Hospital	2.6%	12.1%	8.8%	7.6%	7.9%	12.8%	5.8%	0.5%	6.3%	3.0%	9.3%
UH Kerry	2.8%	7.9%	5.5%	8.5%	3.2%		3.5%	1.2%	4.7%	1.4%	6.1%
UH Waterford	1.1%	10.8%	7.1%	7.0%	11.2%	6.9%	4.1%	0.6%	4.6%	3.1%	7.7%



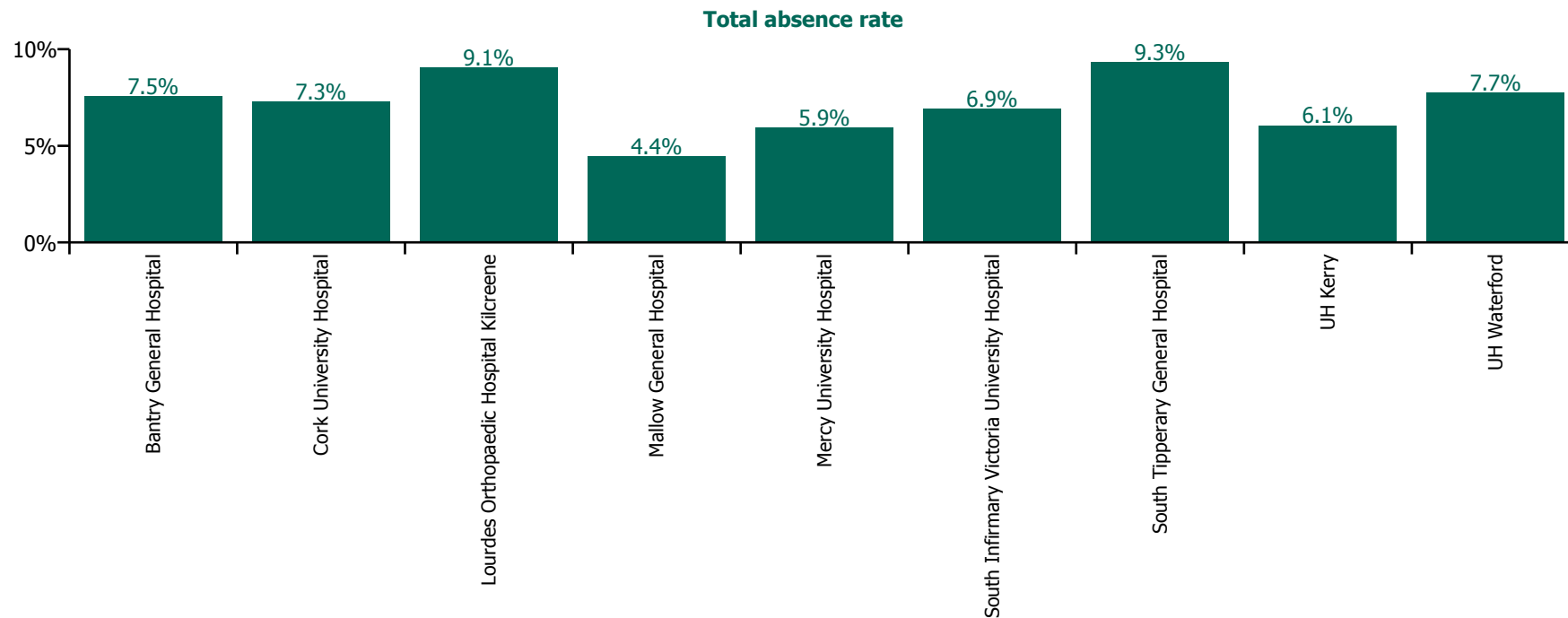
February 2022

Health Service Covid-19 Absence Rate - by Staff Category & Hospital: Feb 2022	Medical & Dental	Nursing & Midwifery	Health & Social Care Professionals	Management & Administrative	General Support	Patient & Client Care	Covid-19 absence	Non Covid-19 absence	Total absence rate
South/South West Hospital Group	0.8%	3.5%	2.8%	6.3%	2.3%	2.4%	2.6%	4.5%	7.2%
Bantry General Hospital	4.6%	2.9%	2.6%	4.2%	1.2%	0.0%	2.1%	5.5%	7.5%
Cork University Hospital	0.9%	4.7%	3.3%	6.1%	2.9%	2.5%	3.3%	4.0%	7.3%
Lourdes Orthopaedic Hospital Kilcreene	0.0%	5.0%		0.7%	0.6%		2.9%	6.2%	9.1%
Mallow General Hospital	0.9%	0.0%	5.0%	2.5%	0.0%	0.0%	0.7%	3.7%	4.4%
Mercy University Hospital	0.0%	2.4%	1.5%	2.4%	0.3%	2.2%	1.6%	4.3%	5.9%
South Infirmary Victoria University Hospital	0.7%	2.1%	1.7%	8.6%	1.0%	1.8%	2.0%	4.9%	6.9%
South Tipperary General Hospital	1.8%	3.6%	2.3%	7.6%	1.8%	6.3%	3.0%	6.3%	9.3%
UH Kerry	0.7%	1.7%	1.6%	8.5%	0.5%		1.4%	4.7%	6.1%
UH Waterford	0.7%	3.6%	3.6%	7.0%	5.1%	2.0%	3.1%	4.6%	7.7%



February 2022

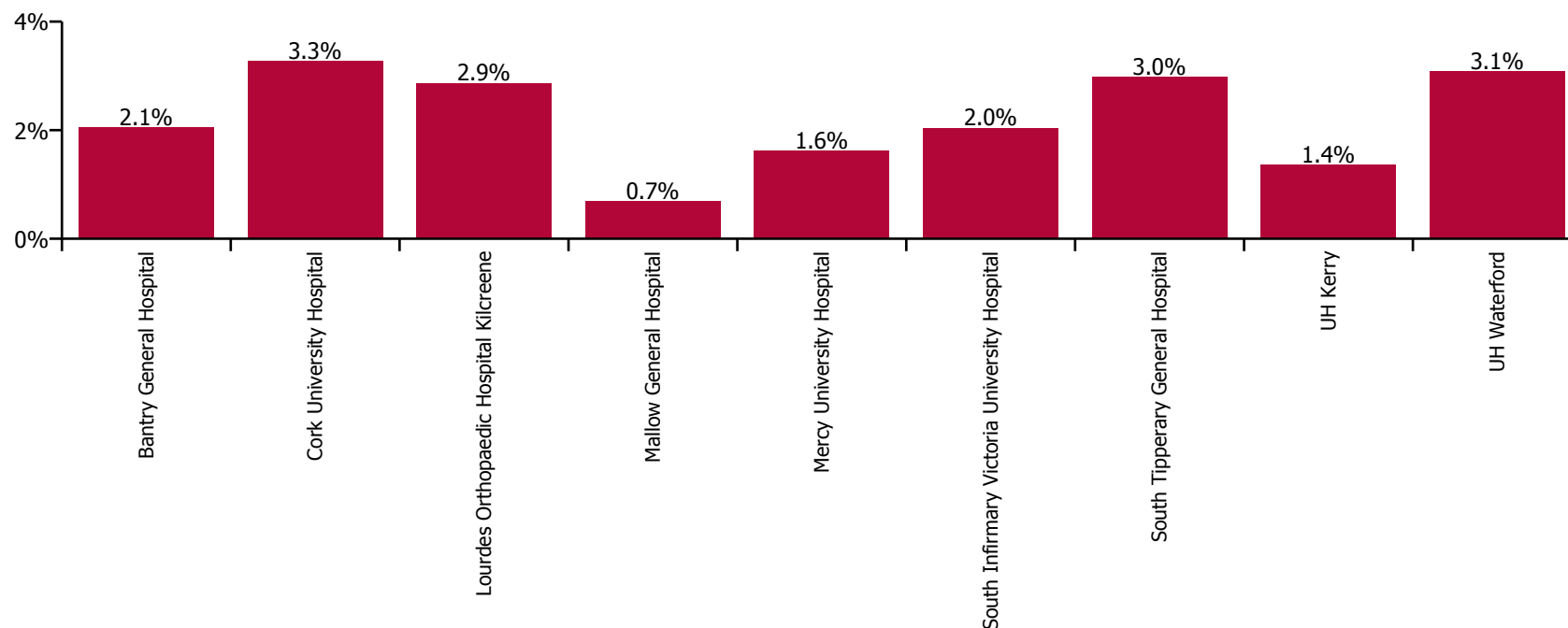
Health Service Absence Rate - by Ho[pital & Staff Category: Feb 2022	Medical & Dental	Nursing & Midwifery	Health & Social Care Professionals	Management & Administrative	General Support	Patient & Client Care	Certified absence	Self-certified absence	Non Covid-19 absence	Covid-19 absence	Total absence rate
South/South West Hospital Group	1.4%	9.3%	6.3%	6.3%	7.7%	8.0%	3.8%	0.7%	4.5%	2.6%	7.2%
Bantry General Hospital	6.3%	10.8%	3.0%	4.2%	9.3%	5.1%	5.1%	0.4%	5.5%	2.1%	7.5%
Cork University Hospital	0.9%	9.2%	6.6%	6.1%	8.9%	6.4%	3.2%	0.8%	4.0%	3.3%	7.3%
Lourdes Orthopaedic Hospital Kilcreene	18.1%	12.6%		0.7%	2.5%		5.8%	0.4%	6.2%	2.9%	9.1%
Mallow General Hospital	0.9%	5.8%	9.9%	2.5%	6.8%	2.0%	3.5%	0.3%	3.7%	0.7%	4.4%
Mercy University Hospital	0.6%	7.9%	4.8%	2.4%	6.1%	13.1%	3.7%	0.6%	4.3%	1.6%	5.9%
South Infirmary Victoria University Hospital	0.7%	8.1%	4.5%	8.6%	7.0%	6.7%	4.3%	0.5%	4.9%	2.0%	6.9%
South Tipperary General Hospital	2.6%	12.1%	8.8%	7.6%	7.9%	12.8%	5.8%	0.5%	6.3%	3.0%	9.3%
UH Kerry	2.8%	7.9%	5.5%	8.5%	3.2%		3.5%	1.2%	4.7%	1.4%	6.1%
UH Waterford	1.1%	10.8%	7.1%	7.0%	11.2%	6.9%	4.1%	0.6%	4.6%	3.1%	7.7%



February 2022

Health Service Covid-19 Absence Rate - by Staff Category & Hospital: Feb 2022	Medical & Dental	Nursing & Midwifery	Health & Social Care Professionals	Management & Administrative	General Support	Patient & Client Care	Covid-19 absence	Non Covid-19 absence	Total absence rate
South/South West Hospital Group	0.8%	3.5%	2.8%	6.3%	2.3%	2.4%	2.6%	4.5%	7.2%
Bantry General Hospital	4.6%	2.9%	2.6%	4.2%	1.2%	0.0%	2.1%	5.5%	7.5%
Cork University Hospital	0.9%	4.7%	3.3%	6.1%	2.9%	2.5%	3.3%	4.0%	7.3%
Lourdes Orthopaedic Hospital Kilcreene	0.0%	5.0%		0.7%	0.6%		2.9%	6.2%	9.1%
Mallow General Hospital	0.9%	0.0%	5.0%	2.5%	0.0%	0.0%	0.7%	3.7%	4.4%
Mercy University Hospital	0.0%	2.4%	1.5%	2.4%	0.3%	2.2%	1.6%	4.3%	5.9%
South Infirmary Victoria University Hospital	0.7%	2.1%	1.7%	8.6%	1.0%	1.8%	2.0%	4.9%	6.9%
South Tipperary General Hospital	1.8%	3.6%	2.3%	7.6%	1.8%	6.3%	3.0%	6.3%	9.3%
UH Kerry	0.7%	1.7%	1.6%	8.5%	0.5%		1.4%	4.7%	6.1%
UH Waterford	0.7%	3.6%	3.6%	7.0%	5.1%	2.0%	3.1%	4.6%	7.7%

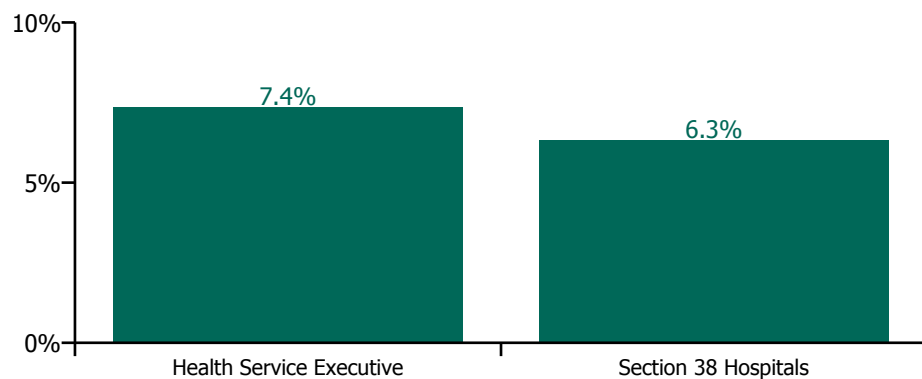
Covid-19 absence rate



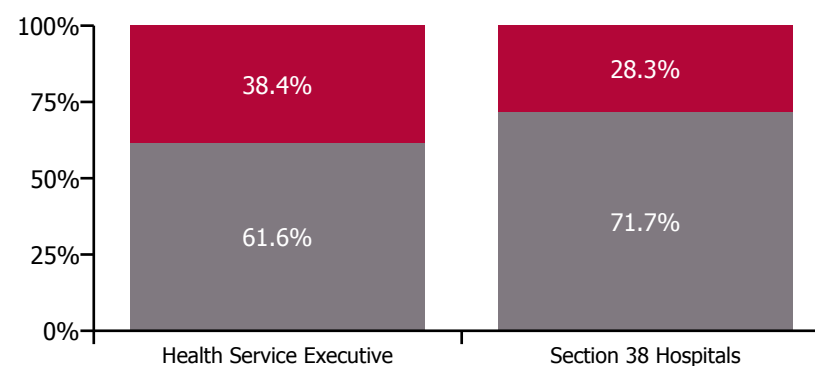
February 2022

Health Service Absence Rate - by Admin & Hospital: Feb 2022	Medical & Dental	Nursing & Midwifery	Health & Social Care Professionals	Management & Administrative	General Support	Patient & Client Care	Certified absence	Self-certified absence	Non Covid-19 absence	Covid-19 absence	Total absence rate
South/South West Hospital Group	1.4%	9.3%	6.3%	6.3%	7.7%	8.0%	3.8%	0.7%	4.5%	2.6%	7.2%
Health Service Executive	1.6%	9.6%	6.7%	6.7%	7.8%	6.8%	3.8%	0.7%	4.5%	2.8%	7.4%
Bantry General Hospital	6.3%	10.8%	3.0%	4.2%	9.3%	5.1%	5.1%	0.4%	5.5%	2.1%	7.5%
Cork University Hospital	0.9%	9.2%	6.6%	6.1%	8.9%	6.4%	3.2%	0.8%	4.0%	3.3%	7.3%
Lourdes Orthopaedic Hospital Kilcreene	18.1%	12.6%		0.7%	2.5%		5.8%	0.4%	6.2%	2.9%	9.1%
Mallow General Hospital	0.9%	5.8%	9.9%	2.5%	6.8%	2.0%	3.5%	0.3%	3.7%	0.7%	4.4%
South Tipperary General Hospital	2.6%	12.1%	8.8%	7.6%	7.9%	12.8%	5.8%	0.5%	6.3%	3.0%	9.3%
UH Kerry	2.8%	7.9%	5.5%	8.5%	3.2%		3.5%	1.2%	4.7%	1.4%	6.1%
UH Waterford	1.1%	10.8%	7.1%	7.0%	11.2%	6.9%	4.1%	0.6%	4.6%	3.1%	7.7%
Section 38 Hospitals	0.7%	8.0%	4.7%	5.3%	6.6%	11.9%	3.9%	0.6%	4.5%	1.8%	6.3%
Mercy University Hospital	0.6%	7.9%	4.8%	2.4%	6.1%	13.1%	3.7%	0.6%	4.3%	1.6%	5.9%
South Infirmary Victoria University Hospital	0.7%	8.1%	4.5%	8.6%	7.0%	6.7%	4.3%	0.5%	4.9%	2.0%	6.9%

Total absence rate



Non Covid-19 & Covid-19 Absence



February 2022

Bantry General Hospital absence by Staff Category	Certified absence	Self-certified absence	Non Covid-19 absence	Covid-19 absence	Total absence rate	% Non Covid-19 absence	% Covid-19 absence
Bantry General Hospital	5.1%	0.4%	5.5%	2.1%	7.5%	72.8%	27.2%
Medical & Dental	1.7%	0.0%	1.7%	4.6%	6.3%	26.9%	73.1%
Nursing & Midwifery	7.4%	0.4%	7.9%	2.9%	10.8%	72.8%	27.2%
Health & Social Care Professionals	0.4%	0.0%	0.4%	2.6%	3.0%	11.8%	88.2%
Management & Administrative	2.9%	0.4%	3.4%	0.9%	4.2%	79.8%	20.2%
General Support	6.4%	1.7%	8.1%	1.2%	9.3%	86.8%	13.2%
Patient & Client Care	5.0%	0.1%	5.1%	0.0%	5.1%	100.0%	0.0%

February 2022

Cork University Hospital absence by Staff Category	Certified absence	Self-certified absence	Non Covid-19 absence	Covid-19 absence	Total absence rate	% Non Covid-19 absence	% Covid-19 absence
Cork University Hospital	3.2%	0.8%	4.0%	3.3%	7.3%	55.1%	44.9%
Medical & Dental	0.0%	0.0%	0.0%	0.9%	0.9%	0.0%	100.0%
Nursing & Midwifery	3.5%	1.0%	4.6%	4.7%	9.2%	49.5%	50.5%
Health & Social Care Professionals	2.1%	1.3%	3.4%	3.3%	6.6%	50.9%	49.1%
Management & Administrative	4.1%	0.5%	4.6%	1.4%	6.1%	76.2%	23.8%
General Support	5.5%	0.6%	6.1%	2.9%	8.9%	67.9%	32.1%
Patient & Client Care	3.4%	0.5%	3.8%	2.5%	6.4%	60.3%	39.7%

February 2022

Lourdes Orthopaedic Hospital Kilcreene absence by Staff Category	Certified absence	Self-certified absence	Non Covid-19 absence	Covid-19 absence	Total absence rate	% Non Covid-19 absence	% Covid-19 absence
Lourdes Orthopaedic Hospital Kilcreene	5.8%	0.4%	6.2%	2.9%	9.1%	68.3%	31.7%
Medical & Dental	18.1%	0.0%	18.1%	0.0%	18.1%	100.0%	0.0%
Nursing & Midwifery	7.5%	0.1%	7.6%	5.0%	12.6%	60.3%	39.7%
Health & Social Care Professionals							
Management & Administrative	0.0%	0.7%	0.7%	0.0%	0.7%	100.0%	0.0%
General Support	1.0%	0.9%	1.9%	0.6%	2.5%	75.8%	24.2%
Patient & Client Care							

February 2022

Mallow General Hospital absence by Staff Category	Certified absence	Self-certified absence	Non Covid-19 absence	Covid-19 absence	Total absence rate	% Non Covid-19 absence	% Covid-19 absence
Mallow General Hospital	3.5%	0.3%	3.7%	0.7%	4.4%	84.4%	15.6%
Medical & Dental	0.0%	0.0%	0.0%	0.9%	0.9%	0.0%	100.0%
Nursing & Midwifery	5.7%	0.2%	5.8%	0.0%	5.8%	100.0%	0.0%
Health & Social Care Professionals	4.6%	0.3%	4.9%	5.0%	9.9%	49.2%	50.8%
Management & Administrative	2.0%	0.1%	2.0%	0.4%	2.5%	83.2%	16.8%
General Support	5.5%	1.3%	6.8%	0.0%	6.8%	100.0%	0.0%
Patient & Client Care	1.6%	0.4%	2.0%	0.0%	2.0%	100.0%	0.0%

February 2022

Mercy University Hospital absence by Staff Category	Certified absence	Self-certified absence	Non Covid-19 absence	Covid-19 absence	Total absence rate	% Non Covid-19 absence	% Covid-19 absence
Mercy University Hospital	3.7%	0.6%	4.3%	1.6%	5.9%	72.7%	27.3%
Medical & Dental	0.6%	0.0%	0.6%	0.0%	0.6%	100.0%	0.0%
Nursing & Midwifery	4.2%	1.2%	5.4%	2.4%	7.9%	69.0%	31.0%
Health & Social Care Professionals	3.2%	0.1%	3.3%	1.5%	4.8%	68.6%	31.4%
Management & Administrative	1.0%	0.1%	1.1%	1.3%	2.4%	45.8%	54.2%
General Support	5.5%	0.2%	5.7%	0.3%	6.1%	94.7%	5.3%
Patient & Client Care	9.4%	1.5%	10.9%	2.2%	13.1%	83.1%	16.9%

February 2022

South Infirmary Victoria University Hospital absence by Staff Category	Certified absence	Self-certified absence	Non Covid-19 absence	Covid-19 absence	Total absence rate	% Non Covid-19 absence	% Covid-19 absence
South Infirmary Victoria University Hospital	4.3%	0.5%	4.9%	2.0%	6.9%	70.4%	29.6%
Medical & Dental	0.0%	0.0%	0.0%	0.7%	0.7%	0.0%	100.0%
Nursing & Midwifery	5.5%	0.5%	6.0%	2.1%	8.1%	74.4%	25.6%
Health & Social Care Professionals	2.3%	0.5%	2.8%	1.7%	4.5%	61.8%	38.2%
Management & Administrative	5.0%	0.2%	5.2%	3.3%	8.6%	61.1%	38.9%
General Support	5.6%	0.3%	6.0%	1.0%	7.0%	85.3%	14.7%
Patient & Client Care	0.7%	4.1%	4.8%	1.8%	6.7%	72.2%	27.8%

February 2022

South Tipperary General Hospital absence by Staff Category	Certified absence	Self-certified absence	Non Covid-19 absence	Covid-19 absence	Total absence rate	% Non Covid-19 absence	% Covid-19 absence
South Tipperary General Hospital	5.8%	0.5%	6.3%	3.0%	9.3%	68.0%	32.0%
Medical & Dental	0.8%	0.0%	0.8%	1.8%	2.6%	31.5%	68.5%
Nursing & Midwifery	7.8%	0.7%	8.5%	3.6%	12.1%	70.4%	29.6%
Health & Social Care Professionals	6.2%	0.3%	6.5%	2.3%	8.8%	73.4%	26.6%
Management & Administrative	5.0%	0.7%	5.6%	2.0%	7.6%	73.4%	26.6%
General Support	5.6%	0.5%	6.1%	1.8%	7.9%	77.3%	22.7%
Patient & Client Care	6.5%	0.0%	6.5%	6.3%	12.8%	51.0%	49.0%

February 2022

UH Kerry absence by Staff Category	Certified absence	Self-certified absence	Non Covid-19 absence	Covid-19 absence	Total absence rate	% Non Covid-19 absence	% Covid-19 absence
UH Kerry	3.5%	1.2%	4.7%	1.4%	6.1%	77.5%	22.5%
Medical & Dental	1.9%	0.3%	2.1%	0.7%	2.8%	75.6%	24.4%
Nursing & Midwifery	3.8%	2.4%	6.1%	1.7%	7.9%	77.9%	22.1%
Health & Social Care Professionals	3.2%	0.7%	3.9%	1.6%	5.5%	71.3%	28.7%
Management & Administrative	5.9%	0.6%	6.5%	2.0%	8.5%	76.6%	23.4%
General Support	2.5%	0.1%	2.7%	0.5%	3.2%	83.0%	17.0%
Patient & Client Care							

February 2022

UH Waterford absence by Staff Category	Certified absence	Self-certified absence	Non Covid-19 absence	Covid-19 absence	Total absence rate	% Non Covid-19 absence	% Covid-19 absence
UH Waterford	4.1%	0.6%	4.6%	3.1%	7.7%	60.1%	39.9%
Medical & Dental	0.3%	0.1%	0.4%	0.7%	1.1%	37.3%	62.7%
Nursing & Midwifery	6.2%	1.0%	7.2%	3.6%	10.8%	66.3%	33.7%
Health & Social Care Professionals	3.0%	0.5%	3.5%	3.6%	7.1%	49.6%	50.4%
Management & Administrative	3.5%	0.3%	3.8%	3.2%	7.0%	53.6%	46.4%
General Support	5.6%	0.5%	6.1%	5.1%	11.2%	54.3%	45.7%
Patient & Client Care	4.4%	0.5%	4.9%	2.0%	6.9%	71.0%	29.0%

South/South West Hospital Group

Year/ month	Medical & Dental	Nursing & Midwifery	Health & Social Care Professionals	Management & Administrative	General Support	Patient & Client Care	Certified absence	Self-certified absence	Non Covid-19 absence	Covid-19 absence	Total absence rate
2022	1.8%	10.9%	7.5%	7.3%	9.5%	9.4%	3.8%	0.7%	4.4%	4.0%	8.5%
Feb 2022	1.4%	9.3%	6.3%	6.3%	7.7%	8.0%	3.8%	0.7%	4.5%	2.6%	7.2%
Jan 2022	2.2%	12.3%	8.5%	8.4%	11.1%	10.8%	3.8%	0.6%	4.4%	5.3%	9.7%
2021	1.7%	6.8%	5.0%	5.5%	6.3%	7.9%	3.7%	0.7%	4.4%	1.3%	5.7%
Dec 2021	1.7%	8.3%	7.1%	6.5%	8.4%	8.5%	4.3%	0.7%	5.0%	2.1%	7.0%
Nov 2021	1.9%	7.7%	6.6%	6.9%	7.9%	8.0%	4.6%	0.9%	5.5%	1.2%	6.7%
Oct 2021	1.7%	6.9%	5.7%	5.9%	6.9%	8.6%	4.2%	0.8%	5.0%	1.0%	6.0%
Sep 2021	1.6%	6.5%	4.8%	5.7%	5.9%	8.2%	4.1%	0.7%	4.9%	0.7%	5.5%
Aug 2021	1.3%	5.8%	4.7%	6.2%	5.6%	8.1%	3.6%	0.9%	4.5%	0.7%	5.2%
Jul 2021	1.1%	5.5%	4.9%	5.2%	5.4%	6.1%	3.6%	0.7%	4.3%	0.5%	4.8%
Jun 2021	1.0%	5.1%	3.6%	3.5%	4.9%	7.5%	3.3%	0.6%	3.9%	0.4%	4.3%
May 2021	0.8%	5.0%	2.8%	4.4%	4.9%	6.6%	3.3%	0.5%	3.8%	0.4%	4.2%
Apr 2021	0.9%	5.1%	3.8%	4.0%	5.0%	7.3%	3.4%	0.5%	3.8%	0.5%	4.3%
Mar 2021	1.0%	6.1%	4.0%	4.1%	4.7%	8.1%	3.4%	0.5%	3.9%	0.9%	4.8%
Feb 2021	1.4%	7.2%	4.1%	5.6%	5.9%	8.5%	3.4%	0.5%	4.0%	1.7%	5.7%
Jan 2021	5.8%	11.7%	7.2%	8.1%	9.9%	9.7%	3.4%	0.6%	4.0%	5.6%	9.5%
2020	1.8%	6.5%	4.3%	5.2%	6.0%	8.3%	3.8%	0.6%	4.4%	1.1%	5.5%
Dec 2020	3.2%	6.6%	3.8%	4.4%	5.4%	7.7%	3.8%	0.6%	4.3%	1.1%	5.4%
Nov 2020	1.5%	5.9%	3.3%	4.7%	5.9%	7.9%	3.7%	0.5%	4.1%	0.8%	5.0%
Oct 2020	2.4%	7.9%	4.8%	5.7%	7.3%	8.9%	3.8%	0.7%	4.5%	1.9%	6.4%
Sep 2020	1.5%	6.1%	3.9%	4.5%	5.8%	7.5%	3.6%	0.7%	4.2%	0.8%	5.0%
Aug 2020	1.1%	5.1%	3.3%	4.4%	5.3%	6.9%	3.5%	0.5%	4.0%	0.3%	4.4%
Jul 2020	0.8%	4.6%	4.0%	4.6%	4.8%	6.0%	3.3%	0.5%	3.7%	0.3%	4.1%
Jun 2020	0.9%	5.0%	3.9%	4.2%	5.1%	6.4%	3.3%	0.4%	3.8%	0.5%	4.3%
May 2020	1.7%	6.2%	4.3%	5.3%	6.5%	9.0%	3.8%	0.4%	4.2%	1.2%	5.4%
Apr 2020	3.2%	11.7%	7.7%	7.3%	8.5%	15.0%	4.6%	0.6%	5.2%	4.0%	9.2%
Mar 2020	4.5%	8.6%	4.7%	8.3%	6.0%	10.5%	4.4%	0.7%	5.1%	2.2%	7.4%
Feb 2020	0.9%	5.0%	3.8%	5.0%	6.3%	6.6%	3.9%	0.6%	4.5%		4.5%
Jan 2020	0.6%	5.5%	4.3%	5.2%	5.4%	8.0%	4.0%	0.8%	4.8%		4.8%
2019	1.0%	5.1%	3.9%	4.3%	5.6%	6.3%	3.8%	0.6%	4.4%		4.4%
Dec 2019	0.8%	5.5%	3.8%	4.9%	5.3%	7.5%	3.8%	0.9%	4.7%		4.7%
Nov 2019	1.1%	4.9%	4.5%	4.3%	5.6%	6.9%	3.7%	0.7%	4.5%		4.5%

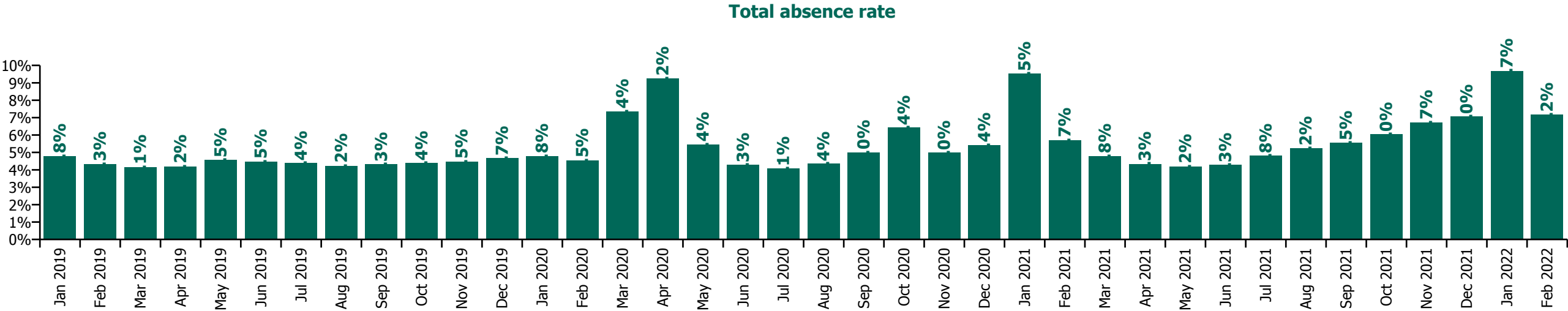
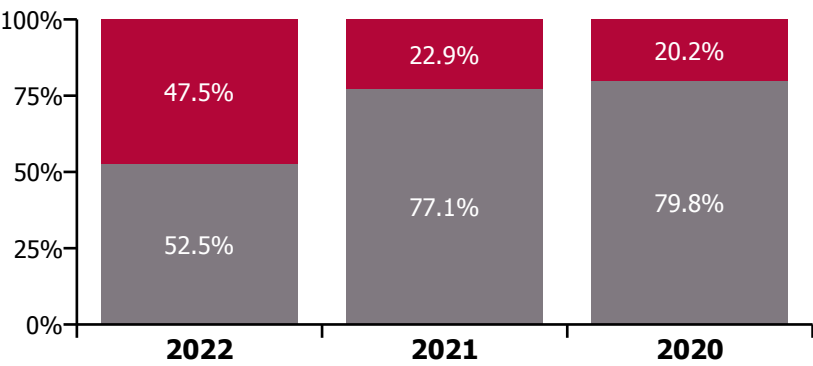
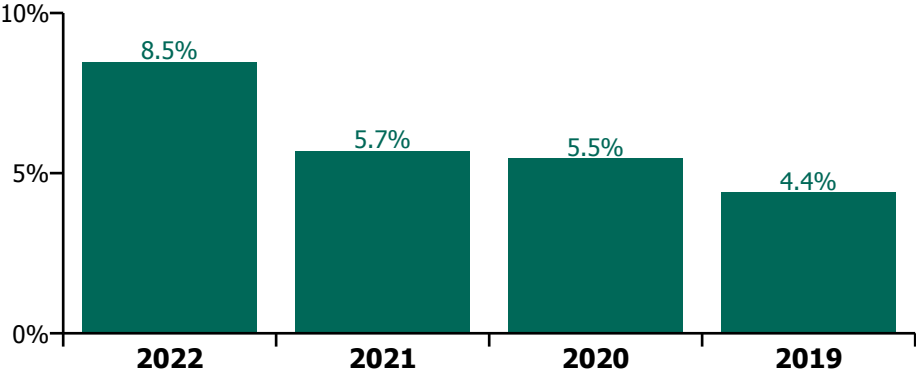
Oct 2019	1.1%	4.9%	3.8%	4.5%	5.8%	5.9%	3.8%	0.6%	4.4%		4.4%
Sep 2019	0.9%	4.9%	4.8%	4.0%	5.1%	6.3%	3.7%	0.6%	4.3%		4.3%
Aug 2019	1.0%	4.9%	4.2%	3.9%	5.0%	6.6%	3.7%	0.5%	4.2%		4.2%
Jul 2019	1.2%	5.1%	3.4%	4.4%	5.7%	5.8%	3.9%	0.5%	4.4%		4.4%
Jun 2019	1.1%	5.4%	4.2%	3.7%	5.3%	6.3%	4.0%	0.5%	4.5%		4.5%
May 2019	1.2%	5.3%	4.3%	3.8%	5.5%	6.9%	4.0%	0.6%	4.5%		4.5%
Apr 2019	1.0%	4.7%	3.7%	3.9%	5.8%	6.1%	3.5%	0.6%	4.2%		4.2%
Mar 2019	1.0%	4.8%	3.4%	3.6%	6.1%	4.9%	3.5%	0.6%	4.1%		4.1%
Feb 2019	0.8%	4.9%	3.3%	5.0%	5.3%	6.7%	3.7%	0.6%	4.3%		4.3%
Jan 2019	1.0%	5.6%	3.4%	5.1%	6.6%	6.2%	4.1%	0.7%	4.8%		4.8%

South/South West Hospital
Group

Year/ month	Bantry General Hospital	Cork University Hospital	Lourdes Orthopaedic Hospital Kilcreene	Mallow General Hospital	Mercy University Hospital	South Infirmary Victoria University Hospital	South Tipperary General Hospital	UH Kerry	UH Waterford	Acute Services absence rate	Certified absence	Self-certified absence	Non Covid-19 absence	Covid-19 absence	Total absence rate
2022	8.9%	8.7%	10.3%	4.6%	7.4%	6.8%	10.7%	8.4%	8.5%	8.5%	3.8%	0.7%	4.4%	4.0%	8.5%
Feb 2022	7.5%	7.3%	9.1%	4.4%	5.9%	6.9%	9.3%	6.1%	7.7%	7.2%	3.8%	0.7%	4.5%	2.6%	7.16%
Jan 2022	10.2%	10.0%	11.6%	4.8%	8.9%	6.8%	12.0%	10.8%	9.3%	9.7%	3.8%	0.6%	4.4%	5.3%	9.68%
2021	5.7%	5.2%	5.5%	6.9%	6.9%	4.2%	7.3%	5.4%	6.1%	5.7%	3.7%	0.7%	4.4%	1.3%	5.7%
Dec 2021	9.0%	6.5%	11.1%	5.3%	6.6%	5.4%	9.9%	7.1%	7.5%	7.0%	4.3%	0.7%	5.0%	2.1%	7.04%
Nov 2021	6.8%	5.6%	9.2%	7.5%	6.7%	6.3%	9.9%	7.6%	7.3%	6.7%	4.6%	0.9%	5.5%	1.2%	6.71%
Oct 2021	7.3%	5.6%	4.7%	5.6%	6.0%	4.0%	8.8%	6.6%	6.3%	6.0%	4.2%	0.8%	5.0%	1.0%	6.03%
Sep 2021	5.9%	4.9%	5.5%	7.7%	6.6%	4.0%	8.0%	6.2%	5.1%	5.5%	4.1%	0.7%	4.9%	0.7%	5.53%
Aug 2021	5.1%	4.3%	7.6%	6.9%	7.6%	3.0%	8.2%	5.7%	5.2%	5.2%	3.6%	0.9%	4.5%	0.7%	5.22%
Jul 2021	4.4%	4.2%	5.5%	6.4%	5.3%	2.9%	6.1%	5.5%	5.6%	4.8%	3.6%	0.7%	4.3%	0.5%	4.80%
Jun 2021	2.3%	4.0%	2.7%	7.6%	4.2%	3.9%	4.8%	3.9%	4.9%	4.3%	3.3%	0.6%	3.9%	0.4%	4.28%
May 2021	2.1%	3.9%	2.4%	6.4%	6.1%	3.4%	4.3%	3.5%	4.5%	4.2%	3.3%	0.5%	3.8%	0.4%	4.18%
Apr 2021	3.0%	4.3%	3.5%	5.6%	5.7%	3.0%	4.8%	3.7%	4.4%	4.3%	3.4%	0.5%	3.8%	0.5%	4.33%
Mar 2021	3.4%	4.1%	4.9%	8.2%	7.6%	3.6%	5.6%	4.3%	4.7%	4.8%	3.4%	0.5%	3.9%	0.9%	4.78%
Feb 2021	5.6%	4.8%	5.4%	7.5%	7.8%	3.3%	7.3%	5.3%	6.5%	5.7%	3.4%	0.5%	4.0%	1.7%	5.69%
Jan 2021	13.0%	9.5%	4.8%	8.0%	12.3%	7.1%	10.2%	5.8%	10.8%	9.5%	3.4%	0.6%	4.0%	5.6%	9.52%
2020	4.7%	5.3%	4.1%	8.0%	7.1%	3.6%	6.3%	5.9%	4.8%	5.5%	3.8%	0.6%	4.4%	1.1%	5.5%
Dec 2020	2.8%	4.7%	3.6%	5.1%	6.0%	3.3%	6.5%	6.1%	6.8%	5.4%	3.8%	0.6%	4.3%	1.1%	5.42%
Nov 2020	5.2%	4.7%	1.7%	5.5%	5.8%	3.9%	6.6%	5.5%	4.5%	5.0%	3.7%	0.5%	4.1%	0.8%	4.97%
Oct 2020	7.4%	7.4%	4.6%	6.0%	7.3%	3.8%	7.1%	6.3%	4.9%	6.4%	3.8%	0.7%	4.5%	1.9%	6.42%
Sep 2020	3.9%	4.9%	3.8%	6.1%	7.2%	3.7%	4.6%	4.7%	4.6%	5.0%	3.6%	0.7%	4.2%	0.8%	5.00%
Aug 2020	5.2%	4.1%	2.5%	6.2%	5.5%	2.9%	4.9%	4.9%	4.0%	4.4%	3.5%	0.5%	4.0%	0.3%	4.35%
Jul 2020	3.0%	3.4%	1.9%	5.2%	6.9%	3.7%	4.9%	4.4%	3.4%	4.1%	3.3%	0.5%	3.7%	0.3%	4.07%
Jun 2020	3.5%	4.0%	2.6%	6.7%	5.8%	2.4%	5.6%	4.0%	4.0%	4.3%	3.3%	0.4%	3.8%	0.5%	4.27%
May 2020	3.7%	5.1%	3.9%	10.2%	7.7%	3.2%	6.0%	6.4%	4.6%	5.4%	3.8%	0.4%	4.2%	1.2%	5.45%
Apr 2020	4.8%	9.8%	7.6%	29.7%	12.5%	4.5%	10.6%	9.7%	5.2%	9.2%	4.6%	0.6%	5.2%	4.0%	9.22%
Mar 2020	6.9%		6.5%	6.0%	10.8%	5.3%	6.0%	8.8%	6.0%	7.4%	4.4%	0.7%	5.1%	2.2%	7.35%
Feb 2020	4.1%	4.5%	5.2%	5.1%	4.8%	3.5%	5.3%		4.5%	4.5%	3.9%	0.6%	4.5%		4.53%
Jan 2020	4.8%	5.2%	5.0%	5.6%	4.9%	3.6%	6.2%	3.4%	4.6%	4.8%	4.0%	0.8%	4.8%		4.78%
2019	4.5%	4.4%	3.8%	5.2%	4.6%	3.0%	5.6%	4.4%	4.4%	4.4%	3.8%	0.6%	4.4%		4.4%
Dec 2019	5.0%	4.7%	5.3%	5.3%	4.9%	2.8%	6.1%	4.4%	4.7%	4.7%	3.8%	0.9%	4.7%		4.66%
Nov 2019	3.5%	4.7%	2.3%	5.3%	4.9%	2.8%	5.3%	4.0%	4.5%	4.5%	3.7%	0.7%	4.5%		4.46%
Oct 2019	3.6%	4.3%	2.9%	4.1%	4.9%	3.1%	5.0%	4.4%	4.8%	4.4%	3.8%	0.6%	4.4%		4.37%
Sep 2019	2.9%	4.2%	1.8%	5.5%	4.4%	2.9%	4.7%	4.6%	5.0%	4.3%	3.7%	0.6%	4.3%		4.31%
Aug 2019	3.0%	4.2%	1.9%	5.5%	4.3%	2.6%	5.9%	4.0%	4.6%	4.2%	3.7%	0.5%	4.2%		4.22%
Jul 2019	3.6%	4.1%	1.0%	5.2%	4.6%	3.3%	5.6%	5.3%	4.3%	4.4%	3.9%	0.5%	4.4%		4.37%
Jun 2019	5.0%	4.7%	1.9%	6.7%	4.3%	2.8%	4.9%	3.9%	4.4%	4.5%	4.0%	0.5%	4.5%		4.47%
May 2019	6.4%	4.7%	6.3%	4.7%	4.9%	2.9%	5.3%	4.5%	4.2%	4.5%	4.0%	0.6%	4.5%		4.55%
Apr 2019	5.2%	4.1%	7.0%	5.0%	5.0%	2.9%	5.4%	4.0%	3.8%	4.2%	3.5%	0.6%	4.2%		4.18%

South/South West Hospital Group

Year/ month	Bantry General Hospital	Cork University Hospital	Lourdes Orthopaedic Hospital Kilcreene	Mallow General Hospital	Mercy University Hospital	South Infirmary Victoria University Hospital	South Tipperary General Hospital	UH Kerry	UH Waterford	Acute Services absence rate	Certified absence	Self-certified absence	Non Covid-19 absence	Covid-19 absence	Total absence rate
Mar 2019	4.3%	4.0%	4.2%	4.2%	4.8%	3.0%	5.6%	4.6%	3.8%	4.1%	3.5%	0.6%	4.1%		4.14%
Feb 2019	6.2%	4.2%	3.6%	5.5%	3.3%	3.6%	6.8%	4.3%	4.2%	4.3%	3.7%	0.6%	4.3%		4.33%
Jan 2019	Total absence rate		6.7%	5.6%	5.0%	3.6%	6.9%	4.1%	4.4%	Non Covid-19 & Covid-19 Absence		3.7%	4.8%		4.78%



South/South West Hospital Group

Year/ month	Health Service Executive	Section 38 Hospitals	Acute Services absence rate	Certified absence	Self-certified absence	Non Covid-19 absence	Covid-19 absence	Total absence rate
2022	8.8%	7.2%	8.5%	3.8%	0.7%	4.4%	4.0%	8.5%
Feb 2022	7.4%	6.3%	7.2%	3.8%	0.7%	4.5%	2.6%	7.2%
Jan 2022	10.0%	8.0%	9.7%	3.8%	0.6%	4.4%	5.3%	9.7%
2021	5.7%	5.7%	5.7%	3.7%	0.7%	4.4%	1.3%	5.7%
Dec 2021	7.3%	6.1%	7.0%	4.3%	0.7%	5.0%	2.1%	7.0%
Nov 2021	6.8%	6.5%	6.7%	4.6%	0.9%	5.5%	1.2%	6.7%
Oct 2021	6.2%	5.2%	6.0%	4.2%	0.8%	5.0%	1.0%	6.0%
Sep 2021	5.5%	5.5%	5.5%	4.1%	0.7%	4.9%	0.7%	5.5%
Aug 2021	5.1%	5.6%	5.2%	3.6%	0.9%	4.5%	0.7%	5.2%
Jul 2021	4.9%	4.3%	4.8%	3.6%	0.7%	4.3%	0.5%	4.8%
Jun 2021	4.3%	4.1%	4.3%	3.3%	0.6%	3.9%	0.4%	4.3%
May 2021	4.0%	4.9%	4.2%	3.3%	0.5%	3.8%	0.4%	4.2%
Apr 2021	4.3%	4.6%	4.3%	3.4%	0.5%	3.8%	0.5%	4.3%
Mar 2021	4.5%	5.8%	4.8%	3.4%	0.5%	3.9%	0.9%	4.8%
Feb 2021	5.6%	6.0%	5.7%	3.4%	0.5%	4.0%	1.7%	5.7%
Jan 2021	9.4%	10.2%	9.5%	3.4%	0.6%	4.0%	5.6%	9.5%
2020	5.4%	5.6%	5.5%	3.8%	0.6%	4.4%	1.1%	5.5%
Dec 2020	5.6%	4.8%	5.4%	3.8%	0.6%	4.3%	1.1%	5.4%
Nov 2020	5.0%	5.1%	5.0%	3.7%	0.5%	4.1%	0.8%	5.0%
Oct 2020	6.6%	5.8%	6.4%	3.8%	0.7%	4.5%	1.9%	6.4%
Sep 2020	4.8%	5.7%	5.0%	3.6%	0.7%	4.2%	0.8%	5.0%
Aug 2020	4.3%	4.4%	4.4%	3.5%	0.5%	4.0%	0.3%	4.4%
Jul 2020	3.7%	5.5%	4.1%	3.3%	0.5%	3.7%	0.3%	4.1%
Jun 2020	4.2%	4.4%	4.3%	3.3%	0.4%	3.8%	0.5%	4.3%
May 2020	5.4%	5.9%	5.4%	3.8%	0.4%	4.2%	1.2%	5.4%
Apr 2020	9.3%	9.1%	9.2%	4.6%	0.6%	5.2%	4.0%	9.2%
Mar 2020	6.8%	8.4%	7.4%	4.4%	0.7%	5.1%	2.2%	7.4%
Feb 2020	4.6%	4.3%	4.5%	3.9%	0.6%	4.5%		4.5%
Jan 2020	4.9%	4.3%	4.8%	4.0%	0.8%	4.8%		4.8%
2019	4.5%	3.9%	4.4%	3.8%	0.6%	4.4%		4.4%
Dec 2019	4.8%	4.0%	4.7%	3.8%	0.9%	4.7%		4.7%
Nov 2019	4.6%	4.0%	4.5%	3.7%	0.7%	4.5%		4.5%
Oct 2019	4.4%	4.1%	4.4%	3.8%	0.6%	4.4%		4.4%
Sep 2019	4.4%	3.7%	4.3%	3.7%	0.6%	4.3%		4.3%
Aug 2019	4.4%	3.6%	4.2%	3.7%	0.5%	4.2%		4.2%
Jul 2019	4.5%	4.0%	4.4%	3.9%	0.5%	4.4%		4.4%

South/South West Hospital Group

Year/ month	Health Service Executive	Section 38 Hospitals	Acute Services absence rate	Certified absence	Self- certified absence	Non Covid-19 absence	Covid-19 absence	Total absence rate
Jun 2019	4.6%	3.7%	4.5%	4.0%	0.5%	4.5%		4.5%
May 2019	4.7%	4.0%	4.5%	4.0%	0.6%	4.5%		4.5%
Apr 2019	4.2%	4.1%	4.2%	3.5%	0.6%	4.2%		4.2%
Mar 2019	4.2%	4.0%	4.1%	3.5%	0.6%	4.1%		4.1%
Feb 2019	4.5%	3.4%	4.3%	3.7%	0.6%	4.3%		4.3%
Jan 2019	4.9%	4.4%	4.8%	4.1%	0.7%	4.8%		4.8%
2018	4.2%	3.6%	4.1%	3.4%	0.6%	4.1%		4.1%
Dec 2018	4.9%	3.3%	4.6%	3.8%	0.8%	4.6%		4.6%
Nov 2018	4.4%	3.6%	4.2%	3.5%	0.7%	4.2%		4.2%
Oct 2018	4.4%	4.2%	4.4%	3.7%	0.7%	4.4%		4.4%
Sep 2018	4.1%	3.5%	4.0%	3.4%	0.6%	4.0%		4.0%
Aug 2018	4.0%	3.2%	3.9%	3.3%	0.5%	3.9%		3.9%
Jul 2018	3.8%	2.9%	3.6%	3.2%	0.5%	3.6%		3.6%
Jun 2018	3.8%	3.2%	3.7%	3.2%	0.5%	3.7%		3.7%
May 2018	3.8%	3.8%	3.8%	3.3%	0.5%	3.8%		3.8%
Apr 2018	3.8%	3.2%	3.7%	3.1%	0.5%	3.7%		3.7%
Mar 2018	4.0%	3.1%	3.8%	3.0%	0.8%	3.8%		3.8%
Feb 2018	4.5%	4.1%	4.4%	3.5%	0.9%	4.4%		4.4%
Jan 2018	5.0%	4.9%	5.0%	4.2%	0.9%	5.0%		5.0%

