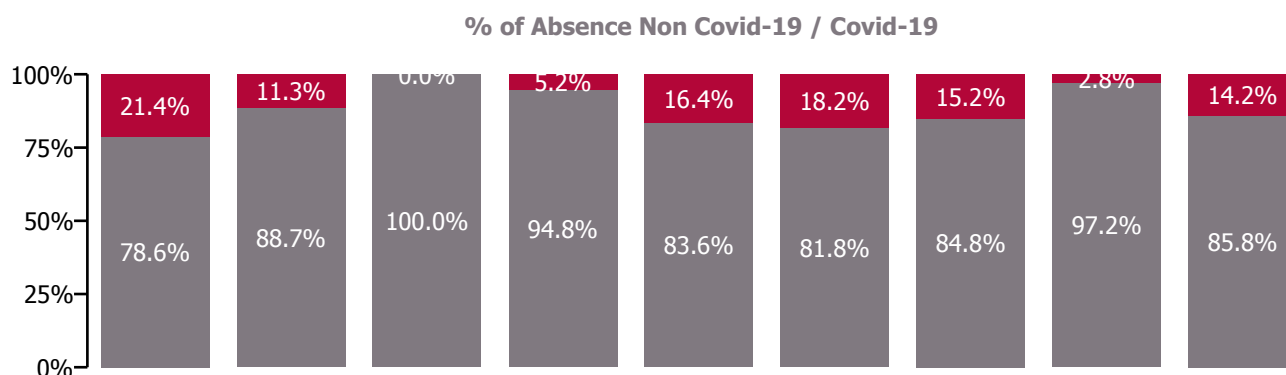
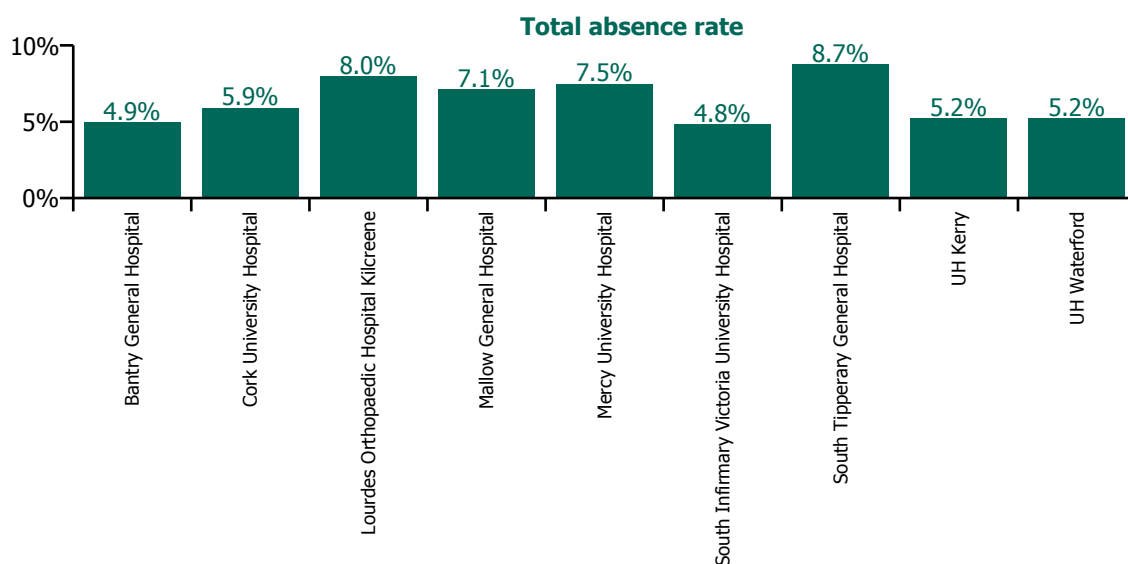


## January 2023

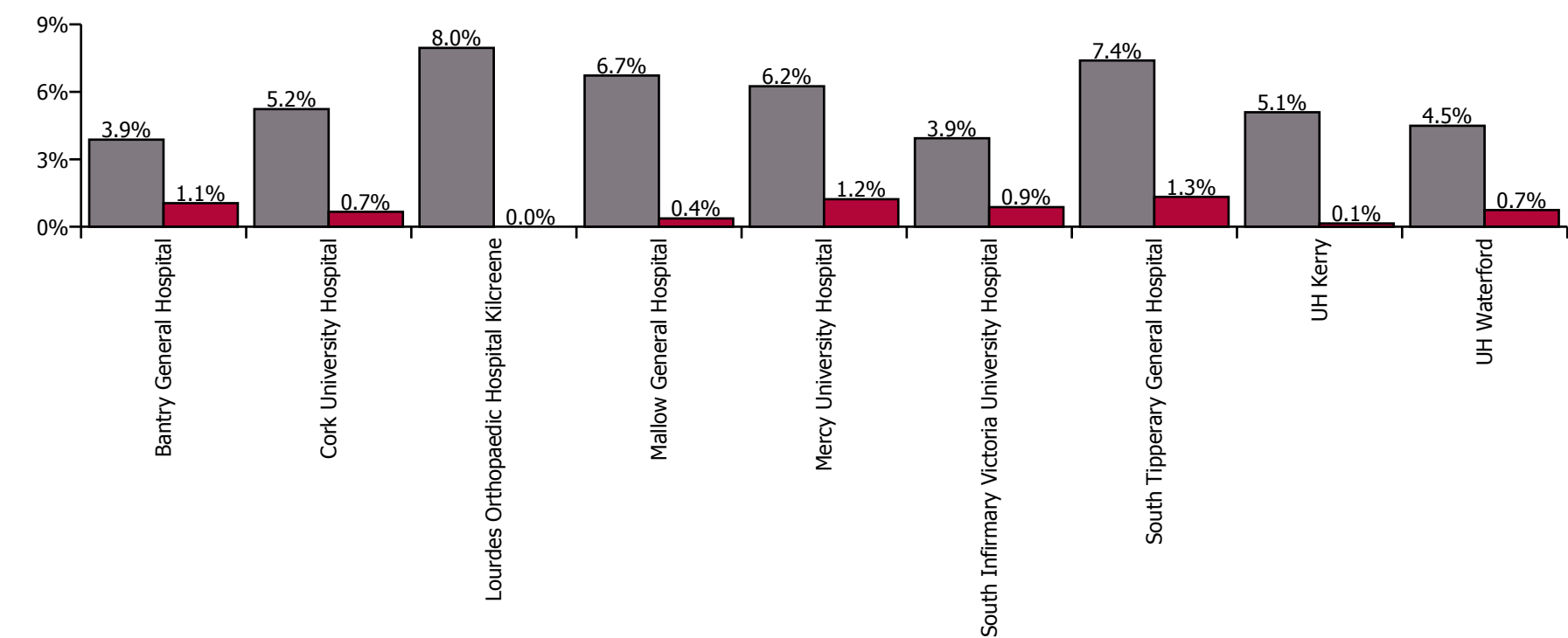
| Health Service Absence Rate - by Staff Category: Jan 2023 | Certified absence | Self-certified absence | Non Covid-19 absence | Covid-19 absence | Total absence rate | % Non Covid-19 absence | % Covid-19 absence |
|---|-------------------|------------------------|----------------------|------------------|--------------------|------------------------|--------------------|
| <b>South/South West Hospital Group</b>                    | <b>4.4%</b>       | <b>0.9%</b>            | <b>5.3%</b>          | <b>0.8%</b>      | <b>6.0%</b>        | <b>87.6%</b>           | <b>12.4%</b>       |
| Medical & Dental  | 1.2%              | 0.2%                   | 1.4%                 | 0.2%             | 1.6%               | 88.2%                  | 11.8%              |
| Nursing & Midwifery                                       | 5.0%              | 1.4%                   | 6.4%                 | 1.1%             | 7.5%               | 85.4%                  | 14.6%              |
| Health & Social Care Professionals                        | 4.0%              | 0.5%                   | 4.6%                 | 0.5%             | 5.1%               | 90.3%                  | 9.7%               |
| Management & Administrative                               | 4.1%              | 0.6%                   | 4.6%                 | 0.7%             | 5.3%               | 87.1%                  | 12.9%              |
| General Support   | 5.4%              | 0.7%                   | 6.1%                 | 0.5%             | 6.6%               | 91.8%                  | 8.2%               |
| Patient & Client Care                                     | 6.1%              | 0.8%                   | 6.9%                 | 0.7%             | 7.5%               | 91.1%                  | 8.9%               |

| Health Service Absence Rate - by Hospital: Jan 2023 | Certified absence | Self-certified absence | Non Covid-19 absence | Covid-19 absence | Total absence rate | % Non Covid-19 absence | % Covid-19 absence |
|---|-------------------|------------------------|----------------------|------------------|--------------------|------------------------|--------------------|
| <b>South/South West Hospital Group</b>              | <b>4.4%</b>       | <b>0.9%</b>            | <b>5.3%</b>          | <b>0.8%</b>      | <b>6.0%</b>        | <b>87.6%</b>           | <b>12.4%</b>       |
| Bantry General Hospital                             | 3.0%              | 0.9%                   | 3.9%                 | 1.1%             | 4.9%               | 78.6%                  | 21.4%              |
| Cork University Hospital                            | 4.3%              | 1.0%                   | 5.2%                 | 0.7%             | 5.9%               | 88.7%                  | 11.3%              |
| Lourdes Orthopaedic Hospital Kilcreene              | 7.0%              | 1.0%                   | 8.0%                 | 0.0%             | 8.0%               | 100.0%                 | 0.0%               |
| Mallow General Hospital                             | 5.8%              | 0.9%                   | 6.7%                 | 0.4%             | 7.1%               | 94.8%                  | 5.2%               |
| Mercy University Hospital                           | 5.3%              | 1.0%                   | 6.2%                 | 1.2%             | 7.5%               | 83.6%                  | 16.4%              |
| South Infirmary Victoria University Hospital        | 3.6%              | 0.4%                   | 3.9%                 | 0.9%             | 4.8%               | 81.8%                  | 18.2%              |
| South Tipperary General Hospital                    | 6.8%              | 0.6%                   | 7.4%                 | 1.3%             | 8.7%               | 84.8%                  | 15.2%              |
| UH Kerry  | 3.7%              | 1.4%                   | 5.1%                 | 0.1%             | 5.2%               | 97.2%                  | 2.8%               |
| UH Waterford  | 3.8%              | 0.6%                   | 4.5%                 | 0.7%             | 5.2%               | 85.8%                  | 14.2%              |



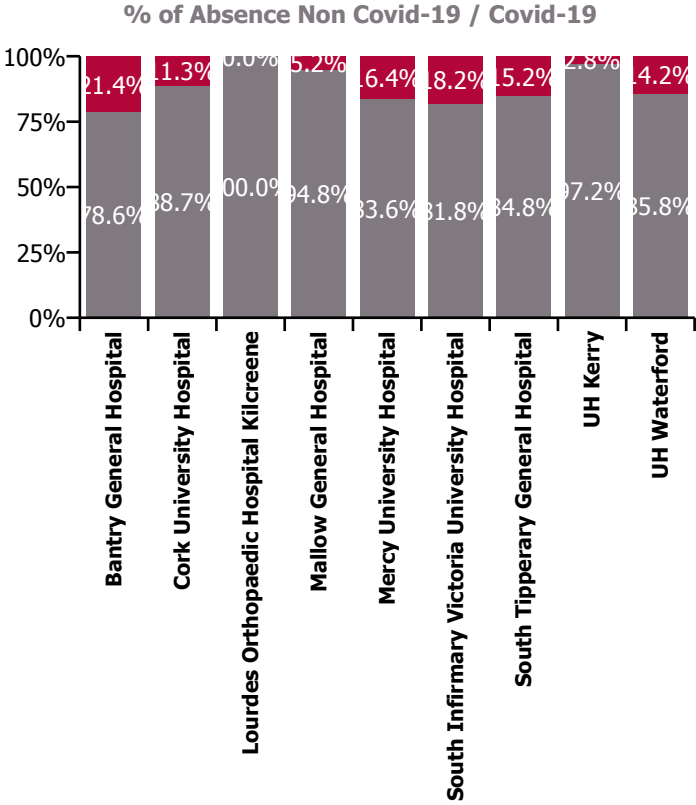
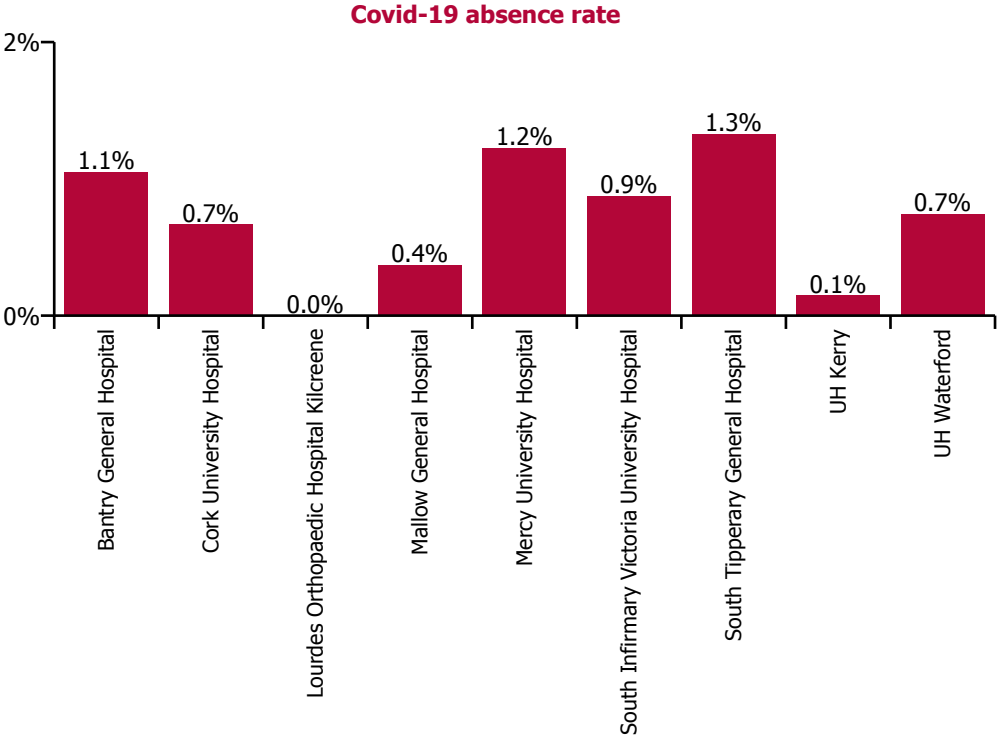
January 2023

| Health Service Absence Rate by Hospital: Jan 2023 | Medical & Dental | Nursing & Midwifery | Health & Social Care Professionals | Management & Administrative | General Support | Patient & Client Care | Certified absence | Self-certified absence | Non Covid-19 absence | Covid-19 absence | Total absence rate |
|---|------------------|---------------------|------------------------------------|-----------------------------|-----------------|-----------------------|-------------------|------------------------|----------------------|------------------|--------------------|
| South/South West Hospital Group                   | 1.6%             | 7.5%                | 5.1%                               | 5.3%                        | 6.6%            | 7.5%                  | 4.4%              | 0.9%                   | 5.3%                 | 0.8%             | 6.0%               |
| Bantry General Hospital                           | 4.9%             | 6.5%                | 0.8%                               | 0.7%                        | 8.5%            | 4.6%                  | 3.0%              | 0.9%                   | 3.9%                 | 1.1%             | 4.9%               |
| Cork University Hospital                          | 0.7%             | 7.1%                | 6.0%                               | 5.5%                        | 7.0%            | 5.8%                  | 4.3%              | 1.0%                   | 5.2%                 | 0.7%             | 5.9%               |
| Lourdes Orthopaedic Hospital Kilcreene            | 0.0%             | 7.0%                |                                    | 14.3%                       | 10.4%           |                       | 7.0%              | 1.0%                   | 8.0%                 | 0.0%             | 8.0%               |
| Mallow General Hospital                           | 0.0%             | 9.2%                | 4.6%                               | 4.9%                        | 5.4%            | 12.4%                 | 5.8%              | 0.9%                   | 6.7%                 | 0.4%             | 7.1%               |
| Mercy University Hospital                         | 1.8%             | 9.7%                | 4.6%                               | 7.7%                        | 4.6%            | 11.7%                 | 5.3%              | 1.0%                   | 6.2%                 | 1.2%             | 7.5%               |
| South Infirmary Victoria University Hospital      | 1.6%             | 7.7%                | 1.2%                               | 3.9%                        | 2.9%            | 7.0%                  | 3.6%              | 0.4%                   | 3.9%                 | 0.9%             | 4.8%               |
| South Tipperary General Hospital                  | 3.1%             | 10.1%               | 5.0%                               | 7.8%                        | 11.9%           | 9.7%                  | 6.8%              | 0.6%                   | 7.4%                 | 1.3%             | 8.7%               |
| UH Kerry  | 1.9%             | 7.1%                | 6.0%                               | 5.0%                        | 2.9%            |                       | 3.7%              | 1.4%                   | 5.1%                 | 0.1%             | 5.2%               |
| UH Waterford                                      | 2.0%             | 6.4%                | 4.5%                               | 4.1%                        | 8.4%            | 5.9%                  | 3.8%              | 0.6%                   | 4.5%                 | 0.7%             | 5.2%               |



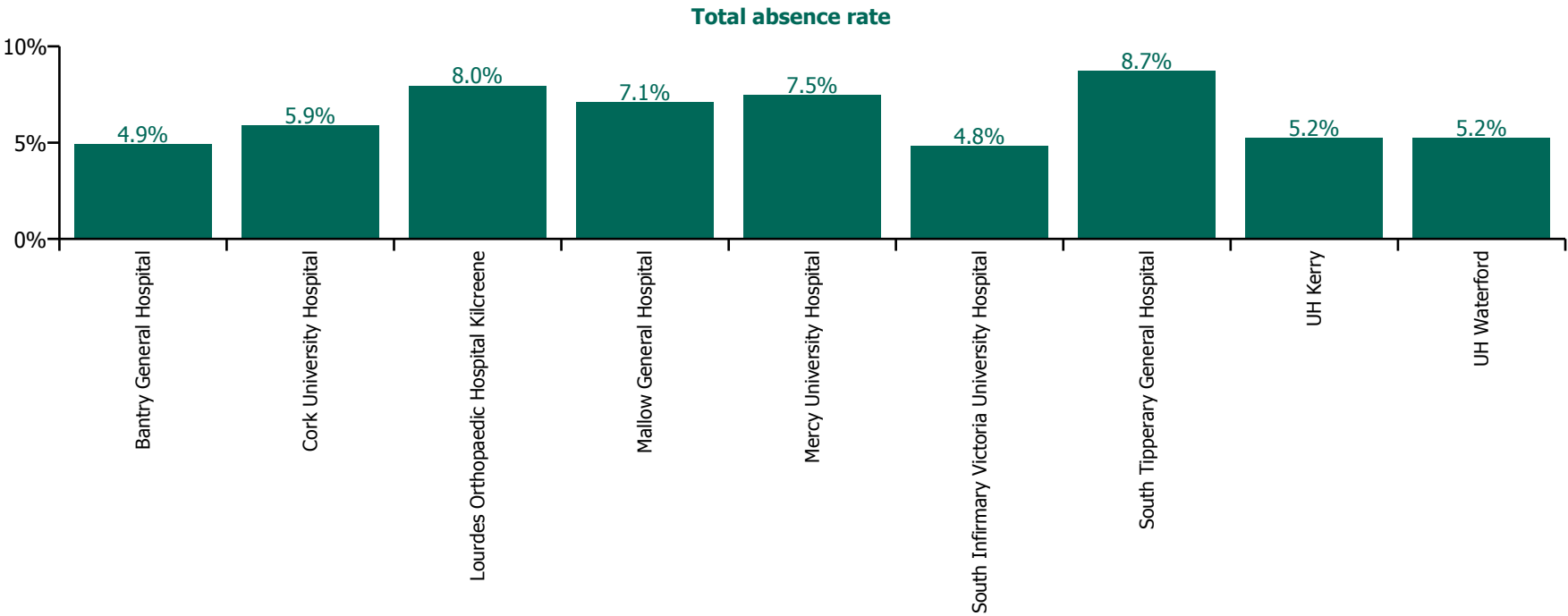
January 2023

| Health Service Covid-19 Absence Rate - by Staff Category & Hospital: Jan 2023 | Medical & Dental | Nursing & Midwifery | Health & Social Care Professionals | Management & Administrative | General Support | Patient & Client Care | Covid-19 absence | Non Covid-19 absence | Total absence rate |
|---|------------------|---------------------|------------------------------------|-----------------------------|-----------------|-----------------------|------------------|----------------------|--------------------|
| South/South West Hospital Group   | 0.2%             | 1.1%                | 0.5%                               | 5.3%                        | 0.5%            | 0.7%                  | 0.8%             | 5.3%                 | 6.0%               |
| Bantry General Hospital   | 0.4%             | 1.6%                | 0.8%                               | 0.7%                        | 3.2%            | 0.1%                  | 1.1%             | 3.9%                 | 4.9%               |
| Cork University Hospital  | 0.0%             | 0.9%                | 0.5%                               | 5.5%                        | 0.7%            | 0.5%                  | 0.7%             | 5.2%                 | 5.9%               |
| Lourdes Orthopaedic Hospital Kilcreene  | 0.0%             | 0.0%                |                                    | 14.3%                       | 0.0%            |                       | 0.0%             | 8.0%                 | 8.0%               |
| Mallow General Hospital   | 0.0%             | 0.0%                | 0.7%                               | 4.9%                        | 0.0%            | 0.0%                  | 0.4%             | 6.7%                 | 7.1%               |
| Mercy University Hospital   | 0.2%             | 2.8%                | 0.1%                               | 7.7%                        | 0.0%            | 0.1%                  | 1.2%             | 6.2%                 | 7.5%               |
| South Infirmary Victoria University Hospital                                  | 0.0%             | 1.8%                | 0.0%                               | 3.9%                        | 0.2%            | 1.4%                  | 0.9%             | 3.9%                 | 4.8%               |
| South Tipperary General Hospital  | 0.7%             | 1.3%                | 0.6%                               | 7.8%                        | 1.3%            | 2.3%                  | 1.3%             | 7.4%                 | 8.7%               |
| UH Kerry  | 0.0%             | 0.3%                | 0.1%                               | 5.0%                        | 0.0%            |                       | 0.1%             | 5.1%                 | 5.2%               |
| UH Waterford  | 0.4%             | 1.0%                | 0.9%                               | 4.1%                        | 0.4%            | 1.0%                  | 0.7%             | 4.5%                 | 5.2%               |



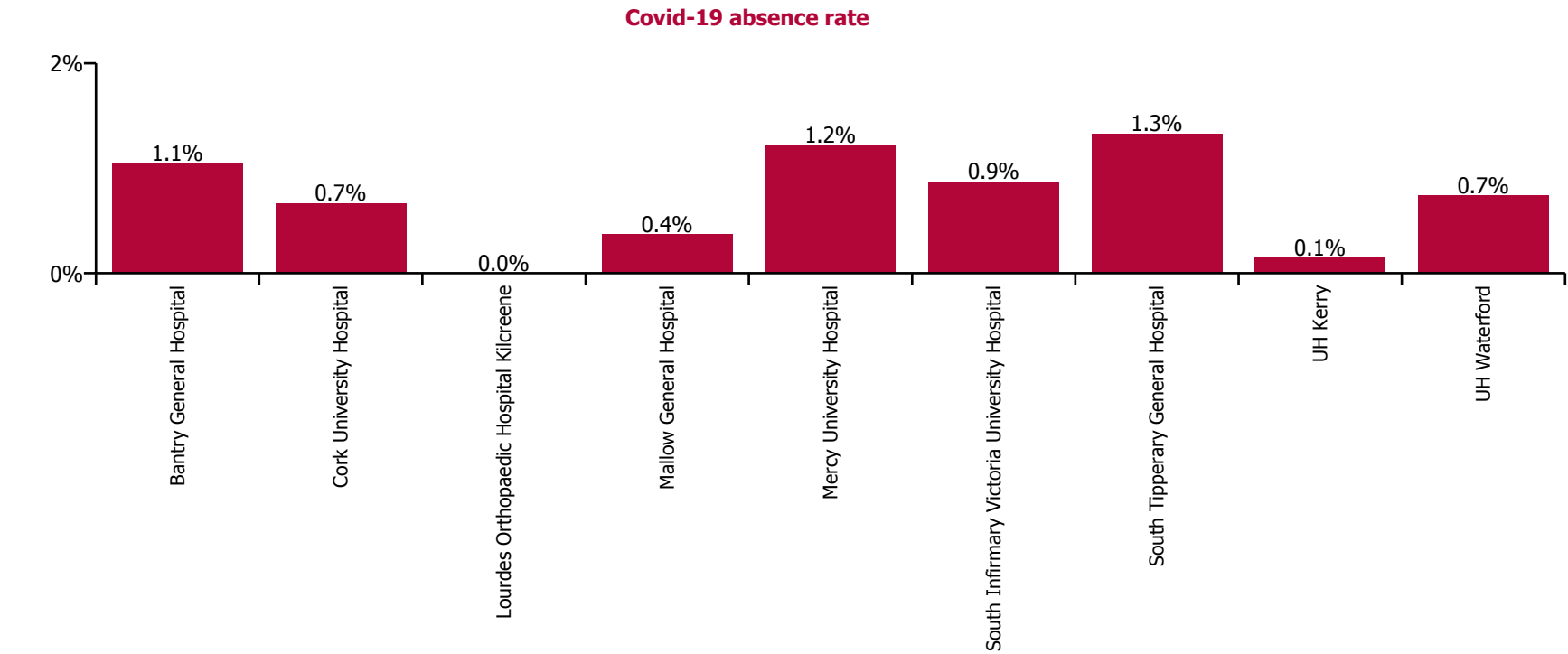
January 2023

| Health Service Absence Rate - by Ho[pital & Staff Category: Jan 2023 | Medical & Dental | Nursing & Midwifery | Health & Social Care Professionals | Management & Administrative | General Support | Patient & Client Care | Certified absence | Self-certified absence | Non Covid-19 absence | Covid-19 absence | Total absence rate |
|--|------------------|---------------------|------------------------------------|-----------------------------|-----------------|-----------------------|-------------------|------------------------|----------------------|------------------|--------------------|
| South/South West Hospital Group                                      | 1.6%             | 7.5%                | 5.1%                               | 5.3%                        | 6.6%            | 7.5%                  | 4.4%              | 0.9%                   | 5.3%                 | 0.8%             | 6.0%               |
| Bantry General Hospital  | 4.9%             | 6.5%                | 0.8%                               | 0.7%                        | 8.5%            | 4.6%                  | 3.0%              | 0.9%                   | 3.9%                 | 1.1%             | 4.9%               |
| Cork University Hospital   | 0.7%             | 7.1%                | 6.0%                               | 5.5%                        | 7.0%            | 5.8%                  | 4.3%              | 1.0%                   | 5.2%                 | 0.7%             | 5.9%               |
| Lourdes Orthopaedic Hospital Kilcreene                               | 0.0%             | 7.0%                |                                    | 14.3%                       | 10.4%           |                       | 7.0%              | 1.0%                   | 8.0%                 | 0.0%             | 8.0%               |
| Mallow General Hospital  | 0.0%             | 9.2%                | 4.6%                               | 4.9%                        | 5.4%            | 12.4%                 | 5.8%              | 0.9%                   | 6.7%                 | 0.4%             | 7.1%               |
| Mercy University Hospital  | 1.8%             | 9.7%                | 4.6%                               | 7.7%                        | 4.6%            | 11.7%                 | 5.3%              | 1.0%                   | 6.2%                 | 1.2%             | 7.5%               |
| South Infirmary Victoria University Hospital                         | 1.6%             | 7.7%                | 1.2%                               | 3.9%                        | 2.9%            | 7.0%                  | 3.6%              | 0.4%                   | 3.9%                 | 0.9%             | 4.8%               |
| South Tipperary General Hospital                                     | 3.1%             | 10.1%               | 5.0%                               | 7.8%                        | 11.9%           | 9.7%                  | 6.8%              | 0.6%                   | 7.4%                 | 1.3%             | 8.7%               |
| UH Kerry   | 1.9%             | 7.1%                | 6.0%                               | 5.0%                        | 2.9%            |                       | 3.7%              | 1.4%                   | 5.1%                 | 0.1%             | 5.2%               |
| UH Waterford   | 2.0%             | 6.4%                | 4.5%                               | 4.1%                        | 8.4%            | 5.9%                  | 3.8%              | 0.6%                   | 4.5%                 | 0.7%             | 5.2%               |



January 2023

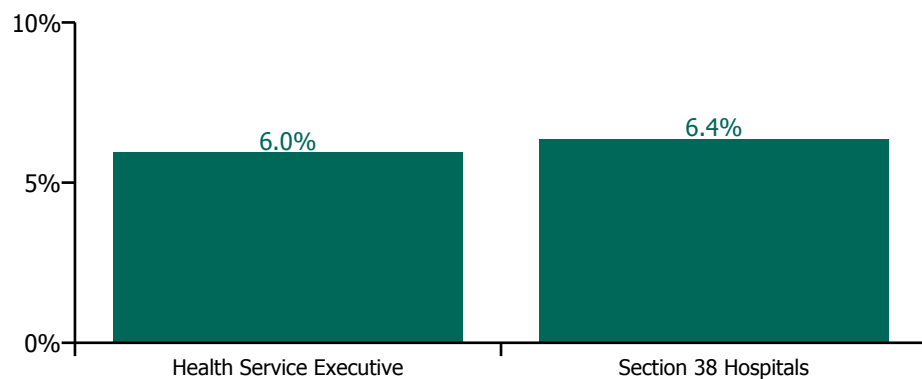
| Health Service Covid-19 Absence Rate - by Staff Category & Hospital: Jan 2023 | Medical & Dental | Nursing & Midwifery | Health & Social Care Professionals | Management & Administrative | General Support | Patient & Client Care | Covid-19 absence | Non Covid-19 absence | Total absence rate |
|---|------------------|---------------------|------------------------------------|-----------------------------|-----------------|-----------------------|------------------|----------------------|--------------------|
| South/South West Hospital Group   | 0.2%             | 1.1%                | 0.5%                               | 5.3%                        | 0.5%            | 0.7%                  | 0.8%             | 5.3%                 | 6.0%               |
| Bantry General Hospital   | 0.4%             | 1.6%                | 0.8%                               | 0.7%                        | 3.2%            | 0.1%                  | 1.1%             | 3.9%                 | 4.9%               |
| Cork University Hospital  | 0.0%             | 0.9%                | 0.5%                               | 5.5%                        | 0.7%            | 0.5%                  | 0.7%             | 5.2%                 | 5.9%               |
| Lourdes Orthopaedic Hospital Kilcreene  | 0.0%             | 0.0%                |                                    | 14.3%                       | 0.0%            |                       | 0.0%             | 8.0%                 | 8.0%               |
| Mallow General Hospital   | 0.0%             | 0.0%                | 0.7%                               | 4.9%                        | 0.0%            | 0.0%                  | 0.4%             | 6.7%                 | 7.1%               |
| Mercy University Hospital   | 0.2%             | 2.8%                | 0.1%                               | 7.7%                        | 0.0%            | 0.1%                  | 1.2%             | 6.2%                 | 7.5%               |
| South Infirmary Victoria University Hospital                                  | 0.0%             | 1.8%                | 0.0%                               | 3.9%                        | 0.2%            | 1.4%                  | 0.9%             | 3.9%                 | 4.8%               |
| South Tipperary General Hospital  | 0.7%             | 1.3%                | 0.6%                               | 7.8%                        | 1.3%            | 2.3%                  | 1.3%             | 7.4%                 | 8.7%               |
| UH Kerry  | 0.0%             | 0.3%                | 0.1%                               | 5.0%                        | 0.0%            |                       | 0.1%             | 5.1%                 | 5.2%               |
| UH Waterford  | 0.4%             | 1.0%                | 0.9%                               | 4.1%                        | 0.4%            | 1.0%                  | 0.7%             | 4.5%                 | 5.2%               |



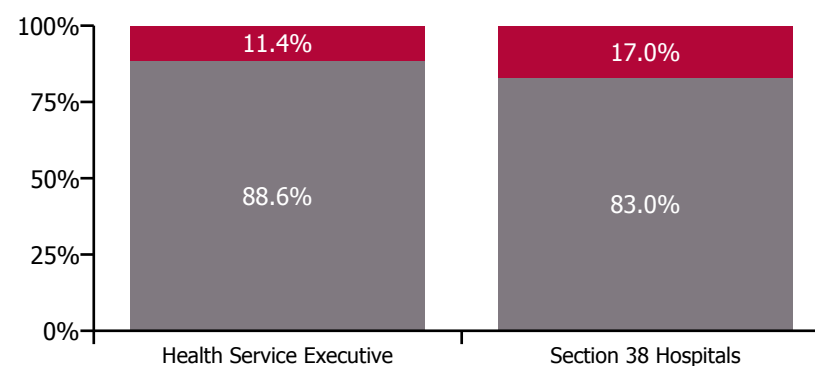
## January 2023

| Health Service Absence Rate - by Admin & Hospital: Jan 2023 | Medical & Dental | Nursing & Midwifery | Health & Social Care Professionals | Management & Administrative | General Support | Patient & Client Care | Certified absence | Self-certified absence | Non Covid-19 absence | Covid-19 absence | Total absence rate |
|---|------------------|---------------------|------------------------------------|-----------------------------|-----------------|-----------------------|-------------------|------------------------|----------------------|------------------|--------------------|
| <b>South/South West Hospital Group</b>                      | <b>1.6%</b>      | <b>7.5%</b>         | <b>5.1%</b>                        | <b>5.3%</b>                 | <b>6.6%</b>     | <b>7.5%</b>           | <b>4.4%</b>       | <b>0.9%</b>            | <b>5.3%</b>          | <b>0.8%</b>      | <b>6.0%</b>        |
| <b>Health Service Executive</b>                             | <b>1.5%</b>      | <b>7.2%</b>         | <b>5.4%</b>                        | <b>5.2%</b>                 | <b>7.0%</b>     | <b>6.6%</b>           | <b>4.4%</b>       | <b>0.9%</b>            | <b>5.3%</b>          | <b>0.7%</b>      | <b>6.0%</b>        |
| Bantry General Hospital                                     | 4.9%             | 6.5%                | 0.8%                               | 0.7%                        | 8.5%            | 4.6%                  | 3.0%              | 0.9%                   | 3.9%                 | 1.1%             | 4.9%               |
| Cork University Hospital                                    | 0.7%             | 7.1%                | 6.0%                               | 5.5%                        | 7.0%            | 5.8%                  | 4.3%              | 1.0%                   | 5.2%                 | 0.7%             | 5.9%               |
| Lourdes Orthopaedic Hospital Kilcreene                      | 0.0%             | 7.0%                |                                    | 14.3%                       | 10.4%           |                       | 7.0%              | 1.0%                   | 8.0%                 | 0.0%             | 8.0%               |
| Mallow General Hospital                                     | 0.0%             | 9.2%                | 4.6%                               | 4.9%                        | 5.4%            | 12.4%                 | 5.8%              | 0.9%                   | 6.7%                 | 0.4%             | 7.1%               |
| South Tipperary General Hospital                            | 3.1%             | 10.1%               | 5.0%                               | 7.8%                        | 11.9%           | 9.7%                  | 6.8%              | 0.6%                   | 7.4%                 | 1.3%             | 8.7%               |
| UH Kerry  | 1.9%             | 7.1%                | 6.0%                               | 5.0%                        | 2.9%            |                       | 3.7%              | 1.4%                   | 5.1%                 | 0.1%             | 5.2%               |
| UH Waterford  | 2.0%             | 6.4%                | 4.5%                               | 4.1%                        | 8.4%            | 5.9%                  | 3.8%              | 0.6%                   | 4.5%                 | 0.7%             | 5.2%               |
| <b>Section 38 Hospitals</b>                                 | <b>1.7%</b>      | <b>8.9%</b>         | <b>3.4%</b>                        | <b>5.7%</b>                 | <b>3.6%</b>     | <b>10.8%</b>          | <b>4.6%</b>       | <b>0.7%</b>            | <b>5.3%</b>          | <b>1.1%</b>      | <b>6.4%</b>        |
| Mercy University Hospital                                   | 1.8%             | 9.7%                | 4.6%                               | 7.7%                        | 4.6%            | 11.7%                 | 5.3%              | 1.0%                   | 6.2%                 | 1.2%             | 7.5%               |
| South Infirmary Victoria University Hospital                | 1.6%             | 7.7%                | 1.2%                               | 3.9%                        | 2.9%            | 7.0%                  | 3.6%              | 0.4%                   | 3.9%                 | 0.9%             | 4.8%               |

**Total absence rate**



**Non Covid-19 & Covid-19 Absence**



## January 2023

| Bantry General Hospital absence by Staff Category | Certified absence | Self-certified absence | Non Covid-19 absence | Covid-19 absence | Total absence rate | % Non Covid-19 absence | % Covid-19 absence |
|---|-------------------|------------------------|----------------------|------------------|--------------------|------------------------|--------------------|
| <b>Bantry General Hospital</b>                    | <b>3.0%</b>       | <b>0.9%</b>            | <b>3.9%</b>          | <b>1.1%</b>      | <b>4.9%</b>        | <b>78.6%</b>           | <b>21.4%</b>       |
| Medical & Dental                                  | 4.3%              | 0.2%                   | 4.5%                 | 0.4%             | 4.9%               | 91.3%                  | 8.7%               |
| Nursing & Midwifery                               | 3.4%              | 1.5%                   | 4.9%                 | 1.6%             | 6.5%               | 75.9%                  | 24.1%              |
| Health & Social Care Professionals                | 0.0%              | 0.0%                   | 0.0%                 | 0.8%             | 0.8%               | 0.0%                   | 100.0%             |
| Management & Administrative                       | 0.0%              | 0.3%                   | 0.3%                 | 0.3%             | 0.7%               | 50.0%                  | 50.0%              |
| General Support                                   | 2.3%              | 3.0%                   | 5.3%                 | 3.2%             | 8.5%               | 62.6%                  | 37.4%              |
| Patient & Client Care                             | 4.4%              | 0.1%                   | 4.5%                 | 0.1%             | 4.6%               | 97.5%                  | 2.5%               |

## January 2023

| Cork University Hospital absence by Staff Category | Certified absence | Self-certified absence | Non Covid-19 absence | Covid-19 absence | Total absence rate | % Non Covid-19 absence | % Covid-19 absence |
|--|-------------------|------------------------|----------------------|------------------|--------------------|------------------------|--------------------|
| <b>Cork University Hospital</b>                    | <b>4.3%</b>       | <b>1.0%</b>            | <b>5.2%</b>          | <b>0.7%</b>      | <b>5.9%</b>        | <b>88.7%</b>           | <b>11.3%</b>       |
| Medical & Dental                                   | 0.7%              | 0.0%                   | 0.7%                 | 0.0%             | 0.7%               | 100.0%                 | 0.0%               |
| Nursing & Midwifery                                | 4.7%              | 1.5%                   | 6.2%                 | 0.9%             | 7.1%               | 87.8%                  | 12.2%              |
| Health & Social Care Professionals                 | 4.8%              | 0.6%                   | 5.5%                 | 0.5%             | 6.0%               | 91.2%                  | 8.8%               |
| Management & Administrative                        | 4.0%              | 0.6%                   | 4.6%                 | 0.8%             | 5.5%               | 84.7%                  | 15.3%              |
| General Support                                    | 5.4%              | 0.8%                   | 6.2%                 | 0.7%             | 7.0%               | 89.7%                  | 10.3%              |
| Patient & Client Care                              | 4.7%              | 0.6%                   | 5.3%                 | 0.5%             | 5.8%               | 91.3%                  | 8.7%               |

## January 2023

| Lourdes Orthopaedic Hospital Kilcreene absence by Staff Category | Certified absence | Self-certified absence | Non Covid-19 absence | Covid-19 absence | Total absence rate | % Non Covid-19 absence | % Covid-19 absence |
|--|-------------------|------------------------|----------------------|------------------|--------------------|------------------------|--------------------|
| <b>Lourdes Orthopaedic Hospital Kilcreene</b>                    | <b>7.0%</b>       | <b>1.0%</b>            | <b>8.0%</b>          | <b>0.0%</b>      | <b>8.0%</b>        | <b>100.0%</b>          | <b>0.0%</b>        |
| Medical & Dental   | 0.0%              | 0.0%                   | 0.0%                 | 0.0%             | 0.0%               | #DIV/0                 | #DIV/0             |
| Nursing & Midwifery  | 6.3%              | 0.7%                   | 7.0%                 | 0.0%             | 7.0%               | 100.0%                 | 0.0%               |
| Health & Social Care Professionals                               |                   |                        |                      |                  |                    |                        |                    |
| Management & Administrative                                      | 13.9%             | 0.4%                   | 14.3%                | 0.0%             | 14.3%              | 100.0%                 | 0.0%               |
| General Support  | 8.3%              | 2.1%                   | 10.4%                | 0.0%             | 10.4%              | 100.0%                 | 0.0%               |
| Patient & Client Care  |                   |                        |                      |                  |                    |                        |                    |

## January 2023

| Mallow General Hospital absence by Staff Category | Certified absence | Self-certified absence | Non Covid-19 absence | Covid-19 absence | Total absence rate | % Non Covid-19 absence | % Covid-19 absence |
|---|-------------------|------------------------|----------------------|------------------|--------------------|------------------------|--------------------|
| <b>Mallow General Hospital</b>                    | <b>5.8%</b>       | <b>0.9%</b>            | <b>6.7%</b>          | <b>0.4%</b>      | <b>7.1%</b>        | <b>94.8%</b>           | <b>5.2%</b>        |
| Medical & Dental                                  | 0.0%              | 0.0%                   | 0.0%                 | 0.0%             | 0.0%               | #DIV/0                 | #DIV/0             |
| Nursing & Midwifery                               | 7.6%              | 1.5%                   | 9.2%                 | 0.0%             | 9.2%               | 100.0%                 | 0.0%               |
| Health & Social Care Professionals                | 3.8%              | 0.0%                   | 3.8%                 | 0.7%             | 4.6%               | 84.2%                  | 15.8%              |
| Management & Administrative                       | 2.3%              | 0.9%                   | 3.1%                 | 1.7%             | 4.9%               | 64.3%                  | 35.7%              |
| General Support                                   | 5.2%              | 0.2%                   | 5.4%                 | 0.0%             | 5.4%               | 100.0%                 | 0.0%               |
| Patient & Client Care                             | 11.1%             | 1.3%                   | 12.4%                | 0.0%             | 12.4%              | 100.0%                 | 0.0%               |

## January 2023

| Mercy University Hospital absence by Staff Category | Certified absence | Self-certified absence | Non Covid-19 absence | Covid-19 absence | Total absence rate | % Non Covid-19 absence | % Covid-19 absence |
|---|-------------------|------------------------|----------------------|------------------|--------------------|------------------------|--------------------|
| <b>Mercy University Hospital</b>                    | <b>5.3%</b>       | <b>1.0%</b>            | <b>6.2%</b>          | <b>1.2%</b>      | <b>7.5%</b>        | <b>83.6%</b>           | <b>16.4%</b>       |
| Medical & Dental                                    | 1.6%              | 0.1%                   | 1.6%                 | 0.2%             | 1.8%               | 91.2%                  | 8.8%               |
| Nursing & Midwifery                                 | 5.4%              | 1.5%                   | 6.9%                 | 2.8%             | 9.7%               | 71.1%                  | 28.9%              |
| Health & Social Care Professionals                  | 4.0%              | 0.5%                   | 4.5%                 | 0.1%             | 4.6%               | 97.1%                  | 2.9%               |
| Management & Administrative                         | 6.4%              | 0.6%                   | 7.0%                 | 0.6%             | 7.7%               | 91.7%                  | 8.3%               |
| General Support                                     | 4.0%              | 0.5%                   | 4.6%                 | 0.0%             | 4.6%               | 100.0%                 | 0.0%               |
| Patient & Client Care                               | 9.8%              | 1.8%                   | 11.5%                | 0.1%             | 11.7%              | 98.8%                  | 1.2%               |

## January 2023

| South Infirmary Victoria University Hospital absence by Staff Category | Certified absence | Self-certified absence | Non Covid-19 absence | Covid-19 absence | Total absence rate | % Non Covid-19 absence | % Covid-19 absence |
|--|-------------------|------------------------|----------------------|------------------|--------------------|------------------------|--------------------|
| <b>South Infirmary Victoria University Hospital</b>                    | <b>3.6%</b>       | <b>0.4%</b>            | <b>3.9%</b>          | <b>0.9%</b>      | <b>4.8%</b>        | <b>81.8%</b>           | <b>18.2%</b>       |
| Medical & Dental   | 1.5%              | 0.2%                   | 1.6%                 | 0.0%             | 1.6%               | 100.0%                 | 0.0%               |
| Nursing & Midwifery  | 5.3%              | 0.6%                   | 5.9%                 | 1.8%             | 7.7%               | 76.0%                  | 24.0%              |
| Health & Social Care Professionals                                     | 1.1%              | 0.1%                   | 1.2%                 | 0.0%             | 1.2%               | 100.0%                 | 0.0%               |
| Management & Administrative  | 3.1%              | 0.4%                   | 3.5%                 | 0.4%             | 3.9%               | 90.0%                  | 10.0%              |
| General Support  | 2.7%              | 0.0%                   | 2.7%                 | 0.2%             | 2.9%               | 93.0%                  | 7.0%               |
| Patient & Client Care  | 5.2%              | 0.3%                   | 5.6%                 | 1.4%             | 7.0%               | 80.4%                  | 19.6%              |

## January 2023

| South Tipperary General Hospital absence by Staff Category | Certified absence | Self-certified absence | Non Covid-19 absence | Covid-19 absence | Total absence rate | % Non Covid-19 absence | % Covid-19 absence |
|--|-------------------|------------------------|----------------------|------------------|--------------------|------------------------|--------------------|
| <b>South Tipperary General Hospital</b>                    | <b>6.8%</b>       | <b>0.6%</b>            | <b>7.4%</b>          | <b>1.3%</b>      | <b>8.7%</b>        | <b>84.8%</b>           | <b>15.2%</b>       |
| Medical & Dental   | 2.1%              | 0.2%                   | 2.3%                 | 0.7%             | 3.1%               | 76.0%                  | 24.0%              |
| Nursing & Midwifery  | 8.2%              | 0.5%                   | 8.8%                 | 1.3%             | 10.1%              | 87.0%                  | 13.0%              |
| Health & Social Care Professionals                         | 3.9%              | 0.6%                   | 4.5%                 | 0.6%             | 5.0%               | 88.7%                  | 11.3%              |
| Management & Administrative                                | 5.4%              | 0.7%                   | 6.1%                 | 1.8%             | 7.8%               | 77.5%                  | 22.5%              |
| General Support  | 9.5%              | 1.1%                   | 10.6%                | 1.3%             | 11.9%              | 89.1%                  | 10.9%              |
| Patient & Client Care                                      | 7.0%              | 0.3%                   | 7.3%                 | 2.3%             | 9.7%               | 75.8%                  | 24.2%              |

## January 2023

| UH Kerry absence by Staff Category | Certified absence | Self-certified absence | Non Covid-19 absence | Covid-19 absence | Total absence rate | % Non Covid-19 absence | % Covid-19 absence |
|------------------------------------|-------------------|------------------------|----------------------|------------------|--------------------|------------------------|--------------------|
| <b>UH Kerry</b>                    | <b>3.7%</b>       | <b>1.4%</b>            | <b>5.1%</b>          | <b>0.1%</b>      | <b>5.2%</b>        | <b>97.2%</b>           | <b>2.8%</b>        |
| Medical & Dental                   | 1.5%              | 0.4%                   | 1.9%                 | 0.0%             | 1.9%               | 100.0%                 | 0.0%               |
| Nursing & Midwifery                | 4.2%              | 2.6%                   | 6.8%                 | 0.3%             | 7.1%               | 95.7%                  | 4.3%               |
| Health & Social Care Professionals | 5.7%              | 0.2%                   | 5.9%                 | 0.1%             | 6.0%               | 98.3%                  | 1.7%               |
| Management & Administrative        | 4.3%              | 0.6%                   | 5.0%                 | 0.0%             | 5.0%               | 100.0%                 | 0.0%               |
| General Support                    | 2.6%              | 0.3%                   | 2.9%                 | 0.0%             | 2.9%               | 100.0%                 | 0.0%               |
| Patient & Client Care              |                   |                        |                      |                  |                    |                        |                    |



## January 2023

| UH Waterford absence by Staff Category | Certified absence | Self-certified absence | Non Covid-19 absence | Covid-19 absence | Total absence rate | % Non Covid-19 absence | % Covid-19 absence |
|--|-------------------|------------------------|----------------------|------------------|--------------------|------------------------|--------------------|
| <b>UH Waterford</b>                    | <b>3.8%</b>       | <b>0.6%</b>            | <b>4.5%</b>          | <b>0.7%</b>      | <b>5.2%</b>        | <b>85.8%</b>           | <b>14.2%</b>       |
| Medical & Dental                       | 1.3%              | 0.3%                   | 1.5%                 | 0.4%             | 2.0%               | 78.7%                  | 21.3%              |
| Nursing & Midwifery                    | 4.6%              | 0.8%                   | 5.4%                 | 1.0%             | 6.4%               | 85.0%                  | 15.0%              |
| Health & Social Care Professionals     | 2.9%              | 0.7%                   | 3.6%                 | 0.9%             | 4.5%               | 80.6%                  | 19.4%              |
| Management & Administrative            | 3.0%              | 0.5%                   | 3.5%                 | 0.6%             | 4.1%               | 85.7%                  | 14.3%              |
| General Support                        | 7.4%              | 0.6%                   | 8.0%                 | 0.4%             | 8.4%               | 94.8%                  | 5.2%               |
| Patient & Client Care                  | 4.3%              | 0.7%                   | 4.9%                 | 1.0%             | 5.9%               | 83.3%                  | 16.7%              |

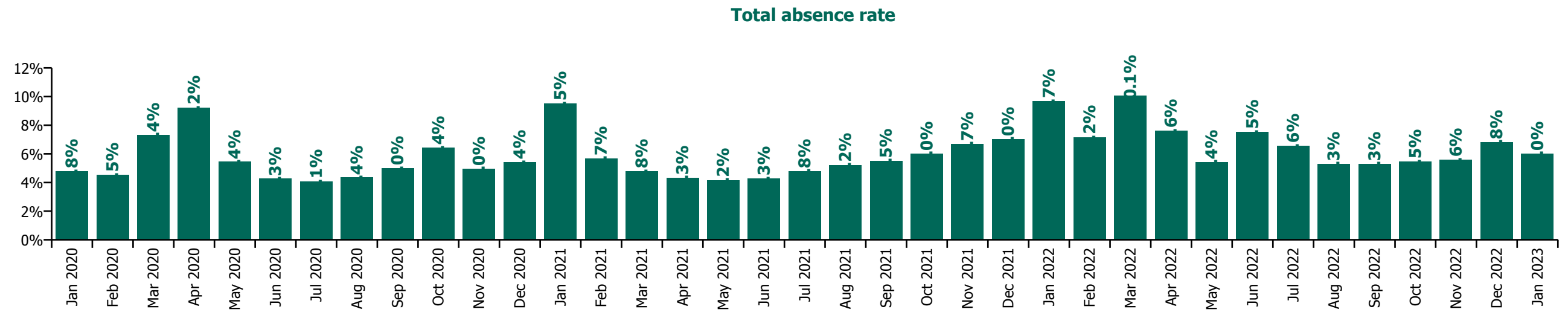
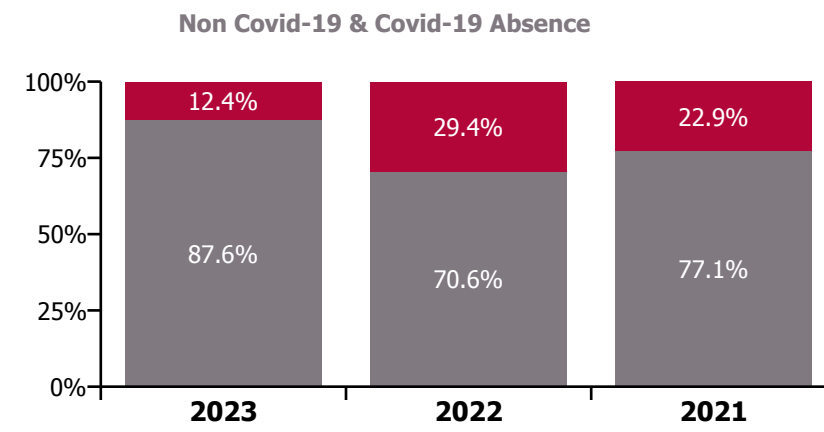
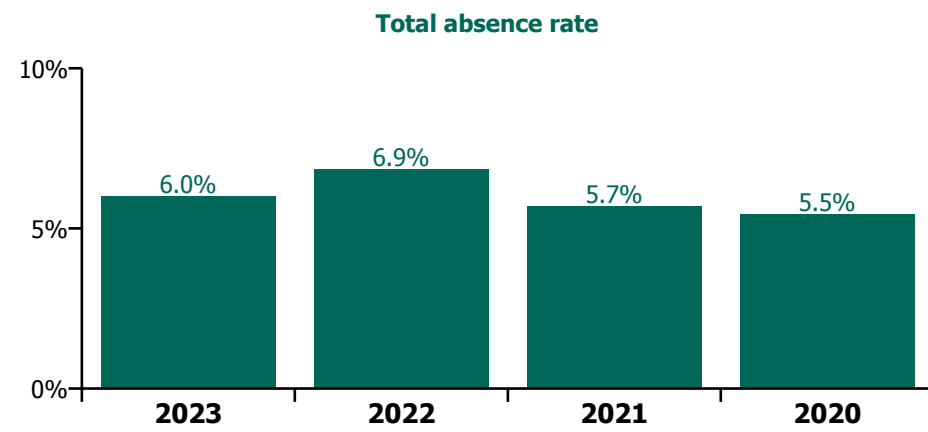
## South/South West Hospital Group

| Year/ month | Medical & Dental | Nursing & Midwifery | Health & Social Care Professionals | Management & Administrative | General Support | Patient & Client Care | Certified absence | Self-certified absence | Non Covid-19 absence | Covid-19 absence | Total absence rate |
|-------------|------------------|---------------------|------------------------------------|-----------------------------|-----------------|-----------------------|-------------------|------------------------|----------------------|------------------|--------------------|
| <b>2023</b> | <b>1.6%</b>      | <b>7.5%</b>         | <b>5.1%</b>                        | <b>5.3%</b>                 | <b>6.6%</b>     | <b>7.5%</b>           | <b>4.4%</b>       | <b>0.9%</b>            | <b>5.3%</b>          | <b>0.8%</b>      | <b>6.0%</b>        |
| Jan 2023    | 1.6%             | 7.5%                | 5.1%                               | 5.3%                        | 6.6%            | 7.5%                  | 4.4%              | 0.9%                   | 5.3%                 | 0.8%             | 6.0%               |
| <b>2022</b> | <b>2.0%</b>      | <b>8.4%</b>         | <b>6.0%</b>                        | <b>6.1%</b>                 | <b>7.9%</b>     | <b>8.1%</b>           | <b>4.0%</b>       | <b>0.8%</b>            | <b>4.8%</b>          | <b>2.0%</b>      | <b>6.9%</b>        |
| Dec 2022    | 2.5%             | 8.1%                | 6.6%                               | 6.4%                        | 7.2%            | 7.9%                  | 4.4%              | 1.0%                   | 5.4%                 | 1.4%             | 6.8%               |
| Nov 2022    | 1.7%             | 6.8%                | 4.4%                               | 5.1%                        | 6.8%            | 6.8%                  | 4.0%              | 0.9%                   | 4.8%                 | 0.7%             | 5.6%               |
| Oct 2022    | 1.0%             | 6.6%                | 4.7%                               | 5.1%                        | 6.8%            | 7.0%                  | 4.0%              | 0.8%                   | 4.7%                 | 0.7%             | 5.5%               |
| Sep 2022    | 1.3%             | 6.4%                | 4.5%                               | 4.4%                        | 6.3%            | 8.0%                  | 3.9%              | 0.8%                   | 4.7%                 | 0.6%             | 5.3%               |
| Aug 2022    | 1.5%             | 6.6%                | 4.1%                               | 4.9%                        | 5.6%            | 7.7%                  | 3.9%              | 0.8%                   | 4.7%                 | 0.7%             | 5.3%               |
| Jul 2022    | 2.2%             | 7.9%                | 4.9%                               | 5.8%                        | 8.2%            | 7.7%                  | 4.1%              | 0.7%                   | 4.8%                 | 1.8%             | 6.6%               |
| Jun 2022    | 2.2%             | 9.2%                | 6.6%                               | 6.1%                        | 10.6%           | 7.2%                  | 4.4%              | 0.9%                   | 5.3%                 | 2.3%             | 7.5%               |
| May 2022    | 1.5%             | 6.4%                | 5.2%                               | 4.9%                        | 6.7%            | 6.3%                  | 3.9%              | 0.8%                   | 4.7%                 | 0.7%             | 5.4%               |
| Apr 2022    | 2.5%             | 9.3%                | 7.0%                               | 6.2%                        | 8.3%            | 10.1%                 | 4.2%              | 0.8%                   | 5.0%                 | 2.6%             | 7.6%               |
| Mar 2022    | 3.8%             | 12.7%               | 9.1%                               | 9.4%                        | 10.0%           | 10.5%                 | 4.2%              | 0.8%                   | 5.1%                 | 5.0%             | 10.1%              |
| Feb 2022    | 1.4%             | 9.3%                | 6.3%                               | 6.3%                        | 7.7%            | 8.0%                  | 3.8%              | 0.7%                   | 4.5%                 | 2.6%             | 7.2%               |
| Jan 2022    | 2.2%             | 12.3%               | 8.5%                               | 8.4%                        | 11.1%           | 10.8%                 | 3.8%              | 0.6%                   | 4.4%                 | 5.3%             | 9.7%               |
| <b>2021</b> | <b>1.7%</b>      | <b>6.8%</b>         | <b>5.0%</b>                        | <b>5.5%</b>                 | <b>6.3%</b>     | <b>7.9%</b>           | <b>3.7%</b>       | <b>0.7%</b>            | <b>4.4%</b>          | <b>1.3%</b>      | <b>5.7%</b>        |
| Dec 2021    | 1.7%             | 8.3%                | 7.1%                               | 6.5%                        | 8.4%            | 8.5%                  | 4.3%              | 0.7%                   | 5.0%                 | 2.1%             | 7.0%               |
| Nov 2021    | 1.9%             | 7.7%                | 6.6%                               | 6.9%                        | 7.9%            | 8.0%                  | 4.6%              | 0.9%                   | 5.5%                 | 1.2%             | 6.7%               |
| Oct 2021    | 1.7%             | 6.9%                | 5.7%                               | 5.9%                        | 6.9%            | 8.6%                  | 4.2%              | 0.8%                   | 5.0%                 | 1.0%             | 6.0%               |
| Sep 2021    | 1.6%             | 6.5%                | 4.8%                               | 5.7%                        | 5.9%            | 8.2%                  | 4.1%              | 0.7%                   | 4.9%                 | 0.7%             | 5.5%               |
| Aug 2021    | 1.3%             | 5.8%                | 4.7%                               | 6.2%                        | 5.6%            | 8.1%                  | 3.6%              | 0.9%                   | 4.5%                 | 0.7%             | 5.2%               |
| Jul 2021    | 1.1%             | 5.5%                | 4.9%                               | 5.2%                        | 5.4%            | 6.1%                  | 3.6%              | 0.7%                   | 4.3%                 | 0.5%             | 4.8%               |
| Jun 2021    | 1.0%             | 5.1%                | 3.6%                               | 3.5%                        | 4.9%            | 7.5%                  | 3.3%              | 0.6%                   | 3.9%                 | 0.4%             | 4.3%               |
| May 2021    | 0.8%             | 5.0%                | 2.8%                               | 4.4%                        | 4.9%            | 6.6%                  | 3.3%              | 0.5%                   | 3.8%                 | 0.4%             | 4.2%               |
| Apr 2021    | 0.9%             | 5.1%                | 3.8%                               | 4.0%                        | 5.0%            | 7.3%                  | 3.4%              | 0.5%                   | 3.8%                 | 0.5%             | 4.3%               |
| Mar 2021    | 1.0%             | 6.1%                | 4.0%                               | 4.1%                        | 4.7%            | 8.1%                  | 3.4%              | 0.5%                   | 3.9%                 | 0.9%             | 4.8%               |
| Feb 2021    | 1.4%             | 7.2%                | 4.1%                               | 5.6%                        | 5.9%            | 8.5%                  | 3.4%              | 0.5%                   | 4.0%                 | 1.7%             | 5.7%               |
| Jan 2021    | 5.8%             | 11.7%               | 7.2%                               | 8.1%                        | 9.9%            | 9.7%                  | 3.4%              | 0.6%                   | 4.0%                 | 5.6%             | 9.5%               |
| <b>2020</b> | <b>1.8%</b>      | <b>6.5%</b>         | <b>4.3%</b>                        | <b>5.2%</b>                 | <b>6.0%</b>     | <b>8.3%</b>           | <b>3.8%</b>       | <b>0.6%</b>            | <b>4.4%</b>          | <b>1.1%</b>      | <b>5.5%</b>        |
| Dec 2020    | 3.2%             | 6.6%                | 3.8%                               | 4.4%                        | 5.4%            | 7.7%                  | 3.8%              | 0.6%                   | 4.3%                 | 1.1%             | 5.4%               |
| Nov 2020    | 1.5%             | 5.9%                | 3.3%                               | 4.7%                        | 5.9%            | 7.9%                  | 3.7%              | 0.5%                   | 4.1%                 | 0.8%             | 5.0%               |
| Oct 2020    | 2.4%             | 7.9%                | 4.8%                               | 5.7%                        | 7.3%            | 8.9%                  | 3.8%              | 0.7%                   | 4.5%                 | 1.9%             | 6.4%               |

|          |      |       |      |      |      |       |      |      |      |      |      |
|----------|------|-------|------|------|------|-------|------|------|------|------|------|
| Sep 2020 | 1.5% | 6.1%  | 3.9% | 4.5% | 5.8% | 7.5%  | 3.6% | 0.7% | 4.2% | 0.8% | 5.0% |
| Aug 2020 | 1.1% | 5.1%  | 3.3% | 4.4% | 5.3% | 6.9%  | 3.5% | 0.5% | 4.0% | 0.3% | 4.4% |
| Jul 2020 | 0.8% | 4.6%  | 4.0% | 4.6% | 4.8% | 6.0%  | 3.3% | 0.5% | 3.7% | 0.3% | 4.1% |
| Jun 2020 | 0.9% | 5.0%  | 3.9% | 4.2% | 5.1% | 6.4%  | 3.3% | 0.4% | 3.8% | 0.5% | 4.3% |
| May 2020 | 1.7% | 6.2%  | 4.3% | 5.3% | 6.5% | 9.0%  | 3.8% | 0.4% | 4.2% | 1.2% | 5.4% |
| Apr 2020 | 3.2% | 11.7% | 7.7% | 7.3% | 8.5% | 15.0% | 4.6% | 0.6% | 5.2% | 4.0% | 9.2% |
| Mar 2020 | 4.5% | 8.6%  | 4.7% | 8.3% | 6.0% | 10.5% | 4.4% | 0.7% | 5.1% | 2.2% | 7.4% |
| Feb 2020 | 0.9% | 5.0%  | 3.8% | 5.0% | 6.3% | 6.6%  | 3.9% | 0.6% | 4.5% |      | 4.5% |
| Jan 2020 | 0.6% | 5.5%  | 4.3% | 5.2% | 5.4% | 8.0%  | 4.0% | 0.8% | 4.8% |      | 4.8% |

South/South West Hospital  
Group

| Year/ month | Bantry<br>General<br>Hospital | Cork<br>University<br>Hospital | Lourdes<br>Orthopaedic<br>Hospital<br>Kilcreene | Mallow<br>General<br>Hospital | Mercy<br>University<br>Hospital | South<br>Infirmary<br>Victoria<br>University<br>Hospital | South<br>Tipperary<br>General<br>Hospital | UH Kerry | UH<br>Waterford | Acute Services<br>absence rate | Certified<br>absence | Self-<br>certified<br>absence | Non<br>Covid-19<br>absence | Covid-19<br>absence | Total<br>absence<br>rate |
|-------------|-------------------------------|--------------------------------|---|-------------------------------|---------------------------------|--|---|----------|-----------------|--------------------------------|----------------------|-------------------------------|----------------------------|---------------------|--------------------------|
| 2023        | 4.9%                          | 5.9%                           | 8.0%  | 7.1%                          | 7.5%                            | 4.8%   | 8.7%                                      | 5.2%     | 5.2%            | 6.0%                           | 4.4%                 | 0.9%                          | 5.3%                       | 0.8%                | 6.0%                     |
| Jan 2023    | 4.9%                          | 5.9%                           | 8.0%  | 7.1%                          | 7.5%                            | 4.8%   | 8.7%                                      | 5.2%     | 5.2%            | 6.0%                           | 4.4%                 | 0.9%                          | 5.3%                       | 0.8%                | 6.03%                    |
| 2022        | 7.2%                          | 6.7%                           | 6.9%  | 5.0%                          | 6.9%                            | 5.6%   | 8.6%                                      | 7.0%     | 7.0%            | 6.9%                           | 4.0%                 | 0.8%                          | 4.8%                       | 2.0%                | 6.9%                     |
| Dec 2022    | 5.6%                          | 6.4%                           | 9.9%  | 6.3%                          | 6.8%                            | 4.6%   | 10.9%                                     | 5.5%     | 7.6%            | 6.8%                           | 4.4%                 | 1.0%                          | 5.4%                       | 1.4%                | 6.82%                    |
| Nov 2022    | 5.5%                          | 5.5%                           | 4.9%  | 5.5%                          | 6.2%                            | 4.5%   | 6.7%                                      | 5.4%     | 5.4%            | 5.6%                           | 4.0%                 | 0.9%                          | 4.8%                       | 0.7%                | 5.58%                    |
| Oct 2022    | 6.4%                          | 5.1%                           | 5.9%  | 4.5%                          | 7.0%                            | 4.5%   | 6.2%                                      | 6.0%     | 5.2%            | 5.5%                           | 4.0%                 | 0.8%                          | 4.7%                       | 0.7%                | 5.46%                    |
| Sep 2022    | 4.3%                          | 4.9%                           | 3.8%  | 4.8%                          | 7.0%                            | 3.4%   | 7.0%                                      | 5.8%     | 5.2%            | 5.3%                           | 3.9%                 | 0.8%                          | 4.7%                       | 0.6%                | 5.32%                    |
| Aug 2022    | 5.3%                          | 5.1%                           | 2.7%  | 5.4%                          | 6.0%                            | 3.7%   | 6.3%                                      | 6.1%     | 5.2%            | 5.3%                           | 3.9%                 | 0.8%                          | 4.7%                       | 0.7%                | 5.32%                    |
| Jul 2022    | 8.7%                          | 5.9%                           | 6.2%  | 4.9%                          | 5.8%                            | 6.6%   | 8.3%                                      | 7.1%     | 7.6%            | 6.6%                           | 4.1%                 | 0.7%                          | 4.8%                       | 1.8%                | 6.55%                    |
| Jun 2022    | 6.8%                          | 7.8%                           | 4.5%  | 6.0%                          | 7.6%                            | 5.4%   | 7.8%                                      | 9.2%     | 7.1%            | 7.5%                           | 4.4%                 | 0.9%                          | 5.3%                       | 2.3%                | 7.53%                    |
| May 2022    | 5.5%                          | 5.1%                           | 4.7%  | 3.9%                          | 5.1%                            | 4.2%   | 7.4%                                      | 5.9%     | 6.0%            | 5.4%                           | 3.9%                 | 0.8%                          | 4.7%                       | 0.7%                | 5.43%                    |
| Apr 2022    | 7.0%                          | 7.7%                           | 9.1%  | 3.9%                          | 6.7%                            | 7.7%   | 9.6%                                      | 6.8%     | 8.1%            | 7.6%                           | 4.2%                 | 0.8%                          | 5.0%                       | 2.6%                | 7.61%                    |
| Mar 2022    | 14.7%                         | 10.0%                          | 10.6%   | 5.9%                          | 9.5%                            | 9.1%   | 12.5%                                     | 9.4%     | 10.2%           | 10.1%                          | 4.2%                 | 0.8%                          | 5.1%                       | 5.0%                | 10.08%                   |
| Feb 2022    | 7.5%                          | 7.3%                           | 9.1%  | 4.4%                          | 5.9%                            | 6.9%   | 9.3%                                      | 6.1%     | 7.7%            | 7.2%                           | 3.8%                 | 0.7%                          | 4.5%                       | 2.6%                | 7.16%                    |
| Jan 2022    | 10.2%                         | 10.0%                          | 11.6%   | 4.8%                          | 8.9%                            | 6.8%   | 12.0%                                     | 10.8%    | 9.3%            | 9.7%                           | 3.8%                 | 0.6%                          | 4.4%                       | 5.3%                | 9.68%                    |
| 2021        | 5.7%                          | 5.2%                           | 5.5%  | 6.9%                          | 6.9%                            | 4.2%   | 7.3%                                      | 5.4%     | 6.1%            | 5.7%                           | 3.7%                 | 0.7%                          | 4.4%                       | 1.3%                | 5.7%                     |
| Dec 2021    | 9.0%                          | 6.5%                           | 11.1%   | 5.3%                          | 6.6%                            | 5.4%   | 9.9%                                      | 7.1%     | 7.5%            | 7.0%                           | 4.3%                 | 0.7%                          | 5.0%                       | 2.1%                | 7.04%                    |
| Nov 2021    | 6.8%                          | 5.6%                           | 9.2%  | 7.5%                          | 6.7%                            | 6.3%   | 9.9%                                      | 7.6%     | 7.3%            | 6.7%                           | 4.6%                 | 0.9%                          | 5.5%                       | 1.2%                | 6.71%                    |
| Oct 2021    | 7.3%                          | 5.6%                           | 4.7%  | 5.6%                          | 6.0%                            | 4.0%   | 8.8%                                      | 6.6%     | 6.3%            | 6.0%                           | 4.2%                 | 0.8%                          | 5.0%                       | 1.0%                | 6.03%                    |
| Sep 2021    | 5.9%                          | 4.9%                           | 5.5%  | 7.7%                          | 6.6%                            | 4.0%   | 8.0%                                      | 6.2%     | 5.1%            | 5.5%                           | 4.1%                 | 0.7%                          | 4.9%                       | 0.7%                | 5.53%                    |
| Aug 2021    | 5.1%                          | 4.3%                           | 7.6%  | 6.9%                          | 7.6%                            | 3.0%   | 8.2%                                      | 5.7%     | 5.2%            | 5.2%                           | 3.6%                 | 0.9%                          | 4.5%                       | 0.7%                | 5.22%                    |
| Jul 2021    | 4.4%                          | 4.2%                           | 5.5%  | 6.4%                          | 5.3%                            | 2.9%   | 6.1%                                      | 5.5%     | 5.6%            | 4.8%                           | 3.6%                 | 0.7%                          | 4.3%                       | 0.5%                | 4.80%                    |
| Jun 2021    | 2.3%                          | 4.0%                           | 2.7%  | 7.6%                          | 4.2%                            | 3.9%   | 4.8%                                      | 3.9%     | 4.9%            | 4.3%                           | 3.3%                 | 0.6%                          | 3.9%                       | 0.4%                | 4.28%                    |
| May 2021    | 2.1%                          | 3.9%                           | 2.4%  | 6.4%                          | 6.1%                            | 3.4%   | 4.3%                                      | 3.5%     | 4.5%            | 4.2%                           | 3.3%                 | 0.5%                          | 3.8%                       | 0.4%                | 4.18%                    |
| Apr 2021    | 3.0%                          | 4.3%                           | 3.5%  | 5.6%                          | 5.7%                            | 3.0%   | 4.8%                                      | 3.7%     | 4.4%            | 4.3%                           | 3.4%                 | 0.5%                          | 3.8%                       | 0.5%                | 4.33%                    |
| Mar 2021    | 3.4%                          | 4.1%                           | 4.9%  | 8.2%                          | 7.6%                            | 3.6%   | 5.6%                                      | 4.3%     | 4.7%            | 4.8%                           | 3.4%                 | 0.5%                          | 3.9%                       | 0.9%                | 4.78%                    |
| Feb 2021    | 5.6%                          | 4.8%                           | 5.4%  | 7.5%                          | 7.8%                            | 3.3%   | 7.3%                                      | 5.3%     | 6.5%            | 5.7%                           | 3.4%                 | 0.5%                          | 4.0%                       | 1.7%                | 5.69%                    |
| Jan 2021    | 13.0%                         | 9.5%                           | 4.8%  | 8.0%                          | 12.3%                           | 7.1%   | 10.2%                                     | 5.8%     | 10.8%           | 9.5%                           | 3.4%                 | 0.6%                          | 4.0%                       | 5.6%                | 9.52%                    |
| 2020        | 4.7%                          | 5.3%                           | 4.1%  | 8.0%                          | 7.1%                            | 3.6%   | 6.3%                                      | 5.9%     | 4.8%            | 5.5%                           | 3.8%                 | 0.6%                          | 4.4%                       | 1.1%                | 5.5%                     |
| Dec 2020    | 2.8%                          | 4.7%                           | 3.6%  | 5.1%                          | 6.0%                            | 3.3%   | 6.5%                                      | 6.1%     | 6.8%            | 5.4%                           | 3.8%                 | 0.6%                          | 4.3%                       | 1.1%                | 5.42%                    |
| Nov 2020    | 5.2%                          | 4.7%                           | 1.7%  | 5.5%                          | 5.8%                            | 3.9%   | 6.6%                                      | 5.5%     | 4.5%            | 5.0%                           | 3.7%                 | 0.5%                          | 4.1%                       | 0.8%                | 4.97%                    |
| Oct 2020    | 7.4%                          | 7.4%                           | 4.6%  | 6.0%                          | 7.3%                            | 3.8%   | 7.1%                                      | 6.3%     | 4.9%            | 6.4%                           | 3.8%                 | 0.7%                          | 4.5%                       | 1.9%                | 6.42%                    |
| Sep 2020    | 3.9%                          | 4.9%                           | 3.8%  | 6.1%                          | 7.2%                            | 3.7%   | 4.6%                                      | 4.7%     | 4.6%            | 5.0%                           | 3.6%                 | 0.7%                          | 4.2%                       | 0.8%                | 5.00%                    |
| Aug 2020    | 5.2%                          | 4.1%                           | 2.5%  | 6.2%                          | 5.5%                            | 2.9%   | 4.9%                                      | 4.9%     | 4.0%            | 4.4%                           | 3.5%                 | 0.5%                          | 4.0%                       | 0.3%                | 4.35%                    |
| Jul 2020    | 3.0%                          | 3.4%                           | 1.9%  | 5.2%                          | 6.9%                            | 3.7%   | 4.9%                                      | 4.4%     | 3.4%            | 4.1%                           | 3.3%                 | 0.5%                          | 3.7%                       | 0.3%                | 4.07%                    |
| Jun 2020    | 3.5%                          | 4.0%                           | 2.6%  | 6.7%                          | 5.8%                            | 2.4%   | 5.6%                                      | 4.0%     | 4.0%            | 4.3%                           | 3.3%                 | 0.4%                          | 3.8%                       | 0.5%                | 4.27%                    |
| May 2020    | 3.7%                          | 5.1%                           | 3.9%  | 10.2%                         | 7.7%                            | 3.2%   | 6.0%                                      | 6.4%     | 4.6%            | 5.4%                           | 3.8%                 | 0.4%                          | 4.2%                       | 1.2%                | 5.45%                    |
| Apr 2020    | 4.8%                          | 9.8%                           | 7.6%  | 29.7%                         | 12.5%                           | 4.5%   | 10.6%                                     | 9.7%     | 5.2%            | 9.2%                           | 4.6%                 | 0.6%                          | 5.2%                       | 4.0%                | 9.22%                    |
| Mar 2020    | 6.9%                          |                                | 6.5%  | 6.0%                          | 10.8%                           | 5.3%   | 6.0%                                      | 8.8%     | 6.0%            | 7.4%                           | 4.4%                 | 0.7%                          | 5.1%                       | 2.2%                | 7.35%                    |
| Feb 2020    | 4.1%                          | 4.5%                           | 5.2%  | 5.1%                          | 4.8%                            | 3.5%   | 5.3%                                      |          | 4.5%            | 4.5%                           | 3.9%                 | 0.6%                          | 4.5%                       |                     | 4.53%                    |
| Jan 2020    | 4.8%                          | 5.2%                           | 5.0%  | 5.6%                          | 4.9%                            | 3.6%   | 6.2%                                      | 3.4%     | 4.6%            | 4.8%                           | 4.0%                 | 0.8%                          | 4.8%                       |                     | 4.78%                    |



## South/South West Hospital Group

| Year/ month | Health Service Executive | Section 38 Hospitals | Acute Services absence rate | Certified absence | Self-certified absence | Non Covid-19 absence | Covid-19 absence | Total absence rate |
|-------------|--------------------------|----------------------|-----------------------------|-------------------|------------------------|----------------------|------------------|--------------------|
| <b>2023</b> | 6.0%                     | 6.4%                 | <b>6.0%</b>                 | <b>4.4%</b>       | <b>0.9%</b>            | <b>5.3%</b>          | <b>0.8%</b>      | <b>6.0%</b>        |
| Jan 2023    | 6.0%                     | 6.4%                 | <b>6.0%</b>                 | 4.4%              | 0.9%                   | 5.3%                 | 0.8%             | 6.0%               |
| <b>2022</b> | 7.0%                     | 6.3%                 | <b>6.9%</b>                 | <b>4.0%</b>       | <b>0.8%</b>            | <b>4.8%</b>          | <b>2.0%</b>      | <b>6.9%</b>        |
| Dec 2022    | 7.0%                     | 5.9%                 | <b>6.8%</b>                 | 4.4%              | 1.0%                   | 5.4%                 | 1.4%             | 6.8%               |
| Nov 2022    | 5.6%                     | 5.5%                 | <b>5.6%</b>                 | 4.0%              | 0.9%                   | 4.8%                 | 0.7%             | 5.6%               |
| Oct 2022    | 5.4%                     | 6.0%                 | <b>5.5%</b>                 | 4.0%              | 0.8%                   | 4.7%                 | 0.7%             | 5.5%               |
| Sep 2022    | 5.3%                     | 5.5%                 | <b>5.3%</b>                 | 3.9%              | 0.8%                   | 4.7%                 | 0.6%             | 5.3%               |
| Aug 2022    | 5.4%                     | 5.0%                 | <b>5.3%</b>                 | 3.9%              | 0.8%                   | 4.7%                 | 0.7%             | 5.3%               |
| Jul 2022    | 6.6%                     | 6.2%                 | <b>6.6%</b>                 | 4.1%              | 0.7%                   | 4.8%                 | 1.8%             | 6.6%               |
| Jun 2022    | 7.7%                     | 6.7%                 | <b>7.5%</b>                 | 4.4%              | 0.9%                   | 5.3%                 | 2.3%             | 7.5%               |
| May 2022    | 5.6%                     | 4.7%                 | <b>5.4%</b>                 | 3.9%              | 0.8%                   | 4.7%                 | 0.7%             | 5.4%               |
| Apr 2022    | 7.7%                     | 7.1%                 | <b>7.6%</b>                 | 4.2%              | 0.8%                   | 5.0%                 | 2.6%             | 7.6%               |
| Mar 2022    | 10.3%                    | 9.4%                 | <b>10.1%</b>                | 4.2%              | 0.8%                   | 5.1%                 | 5.0%             | 10.1%              |
| Feb 2022    | 7.4%                     | 6.3%                 | <b>7.2%</b>                 | 3.8%              | 0.7%                   | 4.5%                 | 2.6%             | 7.2%               |
| Jan 2022    | 10.0%                    | 8.0%                 | <b>9.7%</b>                 | 3.8%              | 0.6%                   | 4.4%                 | 5.3%             | 9.7%               |
| <b>2021</b> | 5.7%                     | 5.7%                 | <b>5.7%</b>                 | <b>3.7%</b>       | <b>0.7%</b>            | <b>4.4%</b>          | <b>1.3%</b>      | <b>5.7%</b>        |
| Dec 2021    | 7.3%                     | 6.1%                 | <b>7.0%</b>                 | 4.3%              | 0.7%                   | 5.0%                 | 2.1%             | 7.0%               |
| Nov 2021    | 6.8%                     | 6.5%                 | <b>6.7%</b>                 | 4.6%              | 0.9%                   | 5.5%                 | 1.2%             | 6.7%               |
| Oct 2021    | 6.2%                     | 5.2%                 | <b>6.0%</b>                 | 4.2%              | 0.8%                   | 5.0%                 | 1.0%             | 6.0%               |
| Sep 2021    | 5.5%                     | 5.5%                 | <b>5.5%</b>                 | 4.1%              | 0.7%                   | 4.9%                 | 0.7%             | 5.5%               |
| Aug 2021    | 5.1%                     | 5.6%                 | <b>5.2%</b>                 | 3.6%              | 0.9%                   | 4.5%                 | 0.7%             | 5.2%               |
| Jul 2021    | 4.9%                     | 4.3%                 | <b>4.8%</b>                 | 3.6%              | 0.7%                   | 4.3%                 | 0.5%             | 4.8%               |
| Jun 2021    | 4.3%                     | 4.1%                 | <b>4.3%</b>                 | 3.3%              | 0.6%                   | 3.9%                 | 0.4%             | 4.3%               |
| May 2021    | 4.0%                     | 4.9%                 | <b>4.2%</b>                 | 3.3%              | 0.5%                   | 3.8%                 | 0.4%             | 4.2%               |
| Apr 2021    | 4.3%                     | 4.6%                 | <b>4.3%</b>                 | 3.4%              | 0.5%                   | 3.8%                 | 0.5%             | 4.3%               |
| Mar 2021    | 4.5%                     | 5.8%                 | <b>4.8%</b>                 | 3.4%              | 0.5%                   | 3.9%                 | 0.9%             | 4.8%               |
| Feb 2021    | 5.6%                     | 6.0%                 | <b>5.7%</b>                 | 3.4%              | 0.5%                   | 4.0%                 | 1.7%             | 5.7%               |
| Jan 2021    | 9.4%                     | 10.2%                | <b>9.5%</b>                 | 3.4%              | 0.6%                   | 4.0%                 | 5.6%             | 9.5%               |
| <b>2020</b> | 5.4%                     | 5.6%                 | <b>5.5%</b>                 | <b>3.8%</b>       | <b>0.6%</b>            | <b>4.4%</b>          | <b>1.1%</b>      | <b>5.5%</b>        |
| Dec 2020    | 5.6%                     | 4.8%                 | <b>5.4%</b>                 | 3.8%              | 0.6%                   | 4.3%                 | 1.1%             | 5.4%               |
| Nov 2020    | 5.0%                     | 5.1%                 | <b>5.0%</b>                 | 3.7%              | 0.5%                   | 4.1%                 | 0.8%             | 5.0%               |
| Oct 2020    | 6.6%                     | 5.8%                 | <b>6.4%</b>                 | 3.8%              | 0.7%                   | 4.5%                 | 1.9%             | 6.4%               |
| Sep 2020    | 4.8%                     | 5.7%                 | <b>5.0%</b>                 | 3.6%              | 0.7%                   | 4.2%                 | 0.8%             | 5.0%               |
| Aug 2020    | 4.3%                     | 4.4%                 | <b>4.4%</b>                 | 3.5%              | 0.5%                   | 4.0%                 | 0.3%             | 4.4%               |
| Jul 2020    | 3.7%                     | 5.5%                 | <b>4.1%</b>                 | 3.3%              | 0.5%                   | 3.7%                 | 0.3%             | 4.1%               |
| Jun 2020    | 4.2%                     | 4.4%                 | <b>4.3%</b>                 | 3.3%              | 0.4%                   | 3.8%                 | 0.5%             | 4.3%               |
| May 2020    | 5.4%                     | 5.9%                 | <b>5.4%</b>                 | 3.8%              | 0.4%                   | 4.2%                 | 1.2%             | 5.4%               |
| Apr 2020    | 9.3%                     | 9.1%                 | <b>9.2%</b>                 | 4.6%              | 0.6%                   | 5.2%                 | 4.0%             | 9.2%               |
| Mar 2020    | 6.8%                     | 8.4%                 | <b>7.4%</b>                 | 4.4%              | 0.7%                   | 5.1%                 | 2.2%             | 7.4%               |
| Feb 2020    | 4.6%                     | 4.3%                 | <b>4.5%</b>                 | 3.9%              | 0.6%                   | 4.5%                 |                  | 4.5%               |
| Jan 2020    | 4.9%                     | 4.3%                 | <b>4.8%</b>                 | 4.0%              | 0.8%                   | 4.8%                 |                  | 4.8%               |
| <b>2019</b> | 4.5%                     | 3.9%                 | <b>4.4%</b>                 | <b>3.8%</b>       | <b>0.6%</b>            | <b>4.4%</b>          |                  | <b>4.4%</b>        |
| <b>2018</b> | 4.2%                     | 3.6%                 | <b>4.1%</b>                 | <b>3.4%</b>       | <b>0.6%</b>            | <b>4.1%</b>          |                  | <b>4.1%</b>        |

