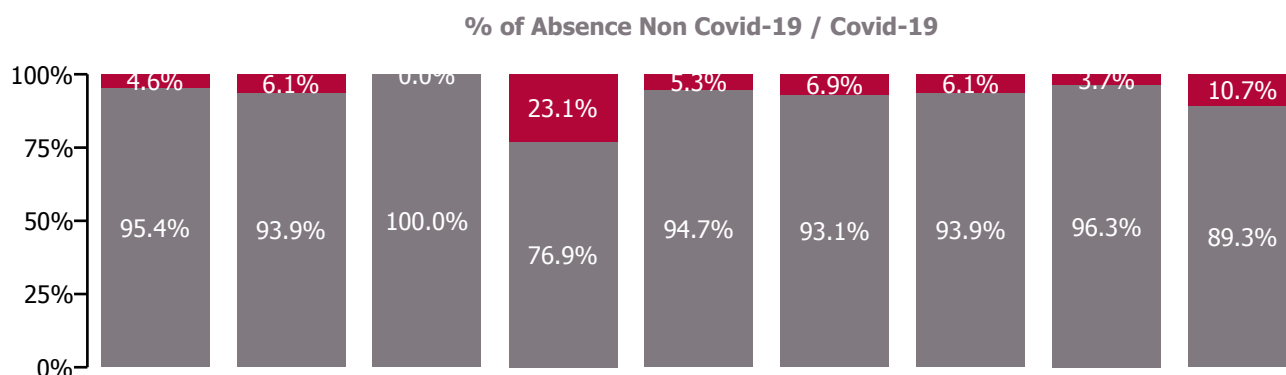
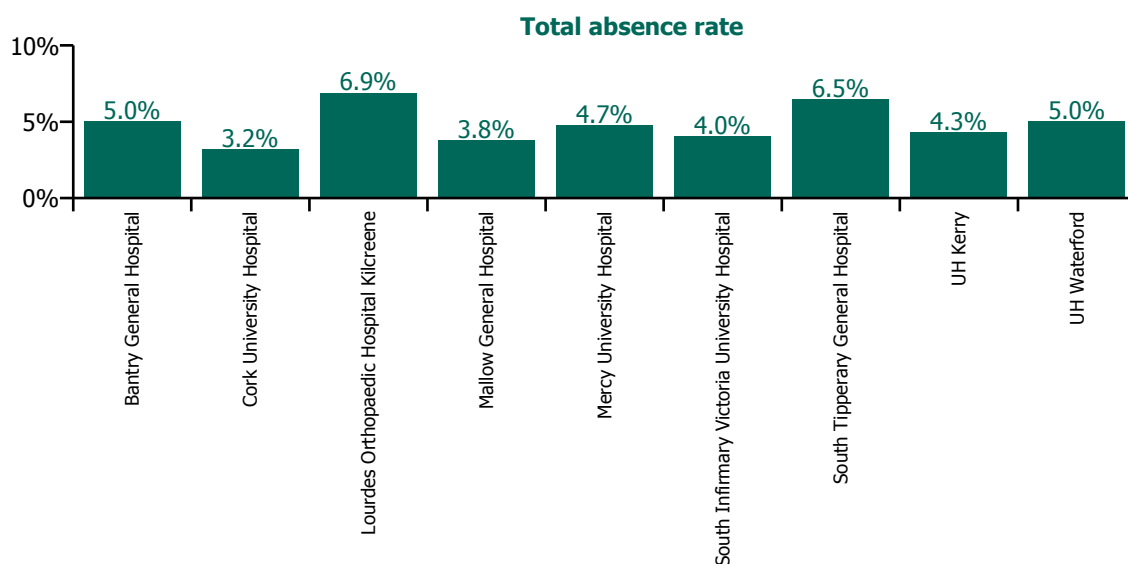


March 2023

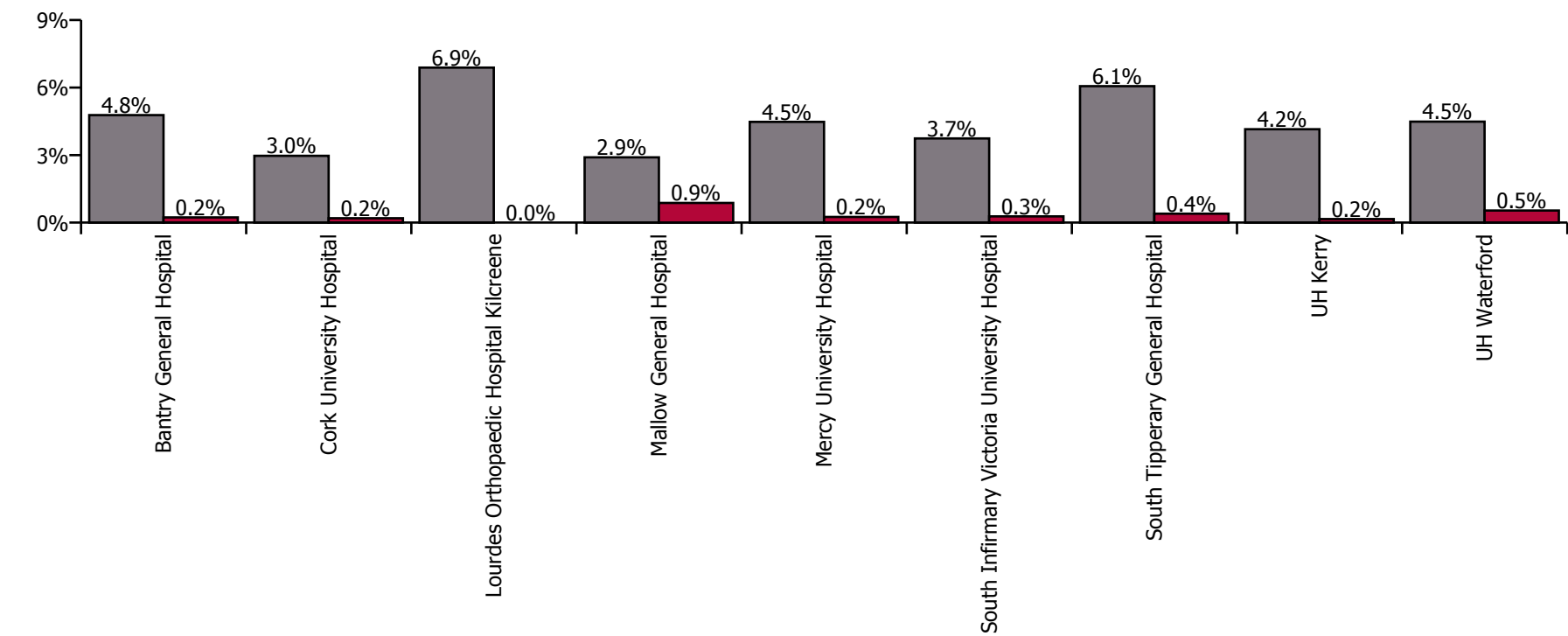
Health Service Absence Rate - by Staff Category: Mar 2023	Certified absence	Self-certified absence	Non Covid-19 absence	Covid-19 absence	Total absence rate	% Non Covid-19 absence	% Covid-19 absence
South/South West Hospital Group	3.4%	0.5%	3.9%	0.3%	4.2%	93.0%	7.0%
Medical & Dental	1.1%	0.1%	1.2%	0.1%	1.3%	92.2%	7.8%
Nursing & Midwifery	3.5%	0.7%	4.1%	0.3%	4.4%	93.2%	6.8%
Health & Social Care Professionals	3.5%	0.4%	3.9%	0.3%	4.2%	93.6%	6.4%
Management & Administrative	3.3%	0.5%	3.8%	0.3%	4.1%	92.8%	7.2%
General Support	5.0%	0.5%	5.5%	0.2%	5.7%	96.0%	4.0%
Patient & Client Care	4.5%	0.9%	5.4%	0.8%	6.2%	87.5%	12.5%

Health Service Absence Rate - by Hospital: Mar 2023	Certified absence	Self-certified absence	Non Covid-19 absence	Covid-19 absence	Total absence rate	% Non Covid-19 absence	% Covid-19 absence
South/South West Hospital Group	3.4%	0.5%	3.9%	0.3%	4.2%	93.0%	7.0%
Bantry General Hospital	4.4%	0.4%	4.8%	0.2%	5.0%	95.4%	4.6%
Cork University Hospital	2.6%	0.3%	3.0%	0.2%	3.2%	93.9%	6.1%
Lourdes Orthopaedic Hospital Kilcreene	6.5%	0.3%	6.9%	0.0%	6.9%	100.0%	0.0%
Mallow General Hospital	2.4%	0.5%	2.9%	0.9%	3.8%	76.9%	23.1%
Mercy University Hospital	3.5%	0.9%	4.5%	0.2%	4.7%	94.7%	5.3%
South Infirmary Victoria University Hospital	2.9%	0.8%	3.7%	0.3%	4.0%	93.1%	6.9%
South Tipperary General Hospital	5.3%	0.8%	6.1%	0.4%	6.5%	93.9%	6.1%
UH Kerry	3.8%	0.4%	4.2%	0.2%	4.3%	96.3%	3.7%
UH Waterford	3.8%	0.7%	4.5%	0.5%	5.0%	89.3%	10.7%



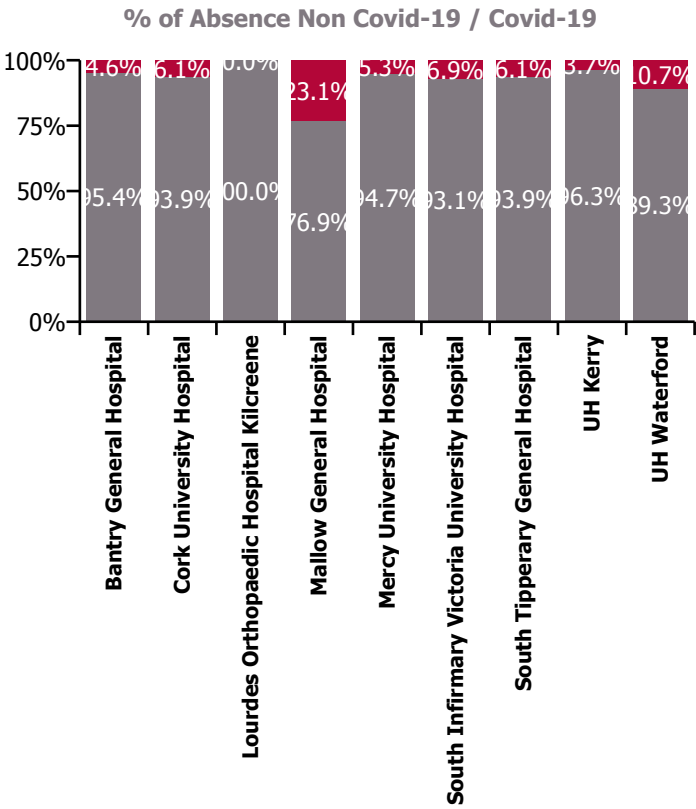
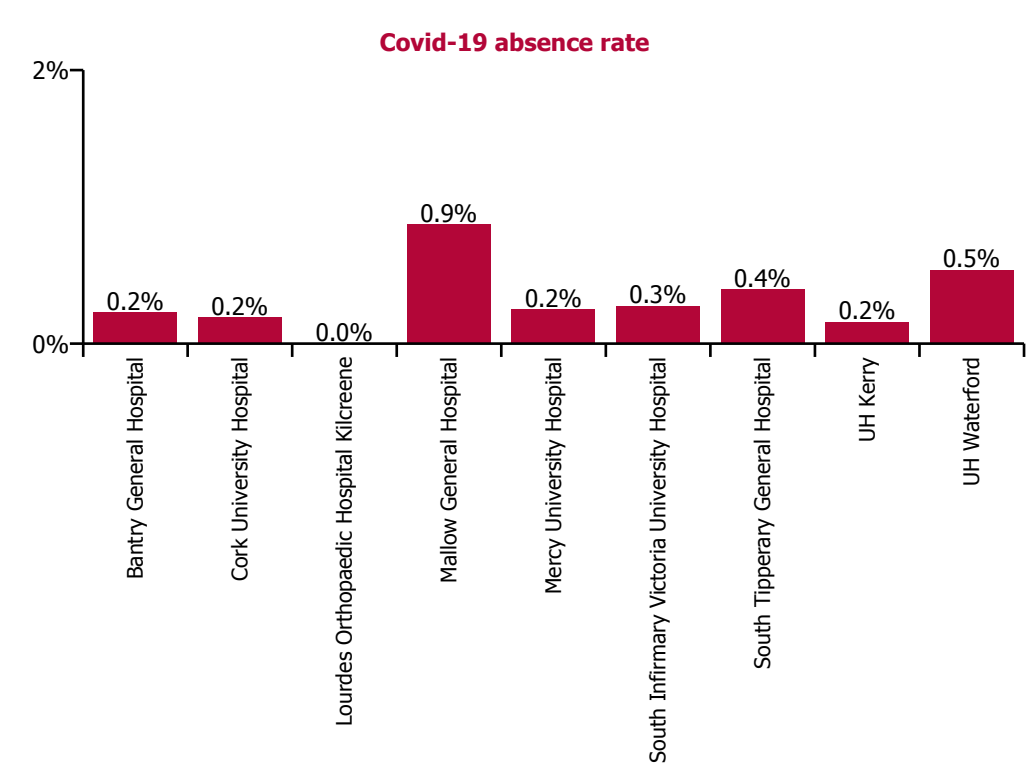
March 2023

Health Service Absence Rate by Hospital: Mar 2023	Medical & Dental	Nursing & Midwifery	Health & Social Care Professionals	Management & Administrative	General Support	Patient & Client Care	Certified absence	Self-certified absence	Non Covid-19 absence	Covid-19 absence	Total absence rate
South/South West Hospital Group	1.3%	4.4%	4.2%	4.1%	5.7%	6.2%	3.4%	0.5%	3.9%	0.3%	4.2%
Bantry General Hospital	0.2%	5.4%	2.7%	1.7%	3.7%	8.5%	4.4%	0.4%	4.8%	0.2%	5.0%
Cork University Hospital	0.4%	2.9%	4.1%	2.7%	5.4%	6.0%	2.6%	0.3%	3.0%	0.2%	3.2%
Lourdes Orthopaedic Hospital Kilcreene	7.0%	6.8%		10.2%	6.2%		6.5%	0.3%	6.9%	0.0%	6.9%
Mallow General Hospital	0.0%	4.3%	1.5%	1.2%	3.2%	7.2%	2.4%	0.5%	2.9%	0.9%	3.8%
Mercy University Hospital	1.6%	5.5%	4.2%	4.9%	4.9%	6.1%	3.5%	0.9%	4.5%	0.2%	4.7%
South Infirmary Victoria University Hospital	1.4%	4.9%	1.5%	4.8%	4.1%	3.7%	2.9%	0.8%	3.7%	0.3%	4.0%
South Tipperary General Hospital	2.7%	7.4%	4.3%	6.2%	9.5%	5.5%	5.3%	0.8%	6.1%	0.4%	6.5%
UH Kerry	1.7%	5.0%	4.2%	3.6%	3.9%	7.4%	3.8%	0.4%	4.2%	0.2%	4.3%
UH Waterford	2.3%	5.4%	5.6%	4.8%	7.8%	5.0%	3.8%	0.7%	4.5%	0.5%	5.0%



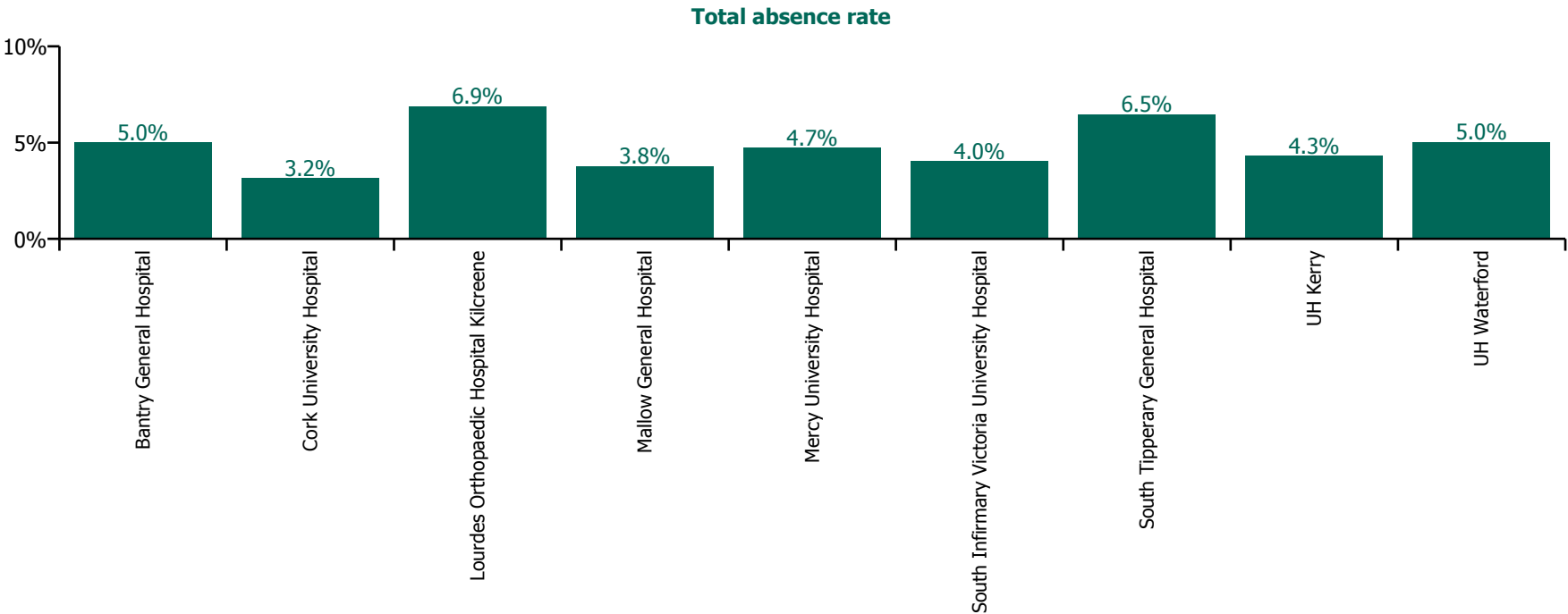
March 2023

Health Service Covid-19 Absence Rate - by Staff Category & Hospital: Mar 2023	Medical & Dental	Nursing & Midwifery	Health & Social Care Professionals	Management & Administrative	General Support	Patient & Client Care	Covid-19 absence	Non Covid-19 absence	Total absence rate
South/South West Hospital Group	0.1%	0.3%	0.3%	4.1%	0.2%	0.8%	0.3%	3.9%	4.2%
Bantry General Hospital	0.0%	0.5%	0.0%	1.7%	0.0%	0.0%	0.2%	4.8%	5.0%
Cork University Hospital	0.0%	0.2%	0.1%	2.7%	0.1%	1.0%	0.2%	3.0%	3.2%
Lourdes Orthopaedic Hospital Kilcreene	0.0%	0.0%		10.2%	0.0%		0.0%	6.9%	6.9%
Mallow General Hospital	0.0%	0.4%	0.0%	1.2%	0.0%	3.7%	0.9%	2.9%	3.8%
Mercy University Hospital	0.0%	0.2%	0.8%	4.9%	0.0%	0.0%	0.2%	4.5%	4.7%
South Infirmary Victoria University Hospital	0.4%	0.4%	0.1%	4.8%	0.2%	0.3%	0.3%	3.7%	4.0%
South Tipperary General Hospital	0.2%	0.2%	0.0%	6.2%	0.2%	1.8%	0.4%	6.1%	6.5%
UH Kerry	0.0%	0.2%	0.3%	3.6%	0.3%	0.4%	0.2%	4.2%	4.3%
UH Waterford	0.3%	0.6%	0.5%	4.8%	0.6%	0.3%	0.5%	4.5%	5.0%



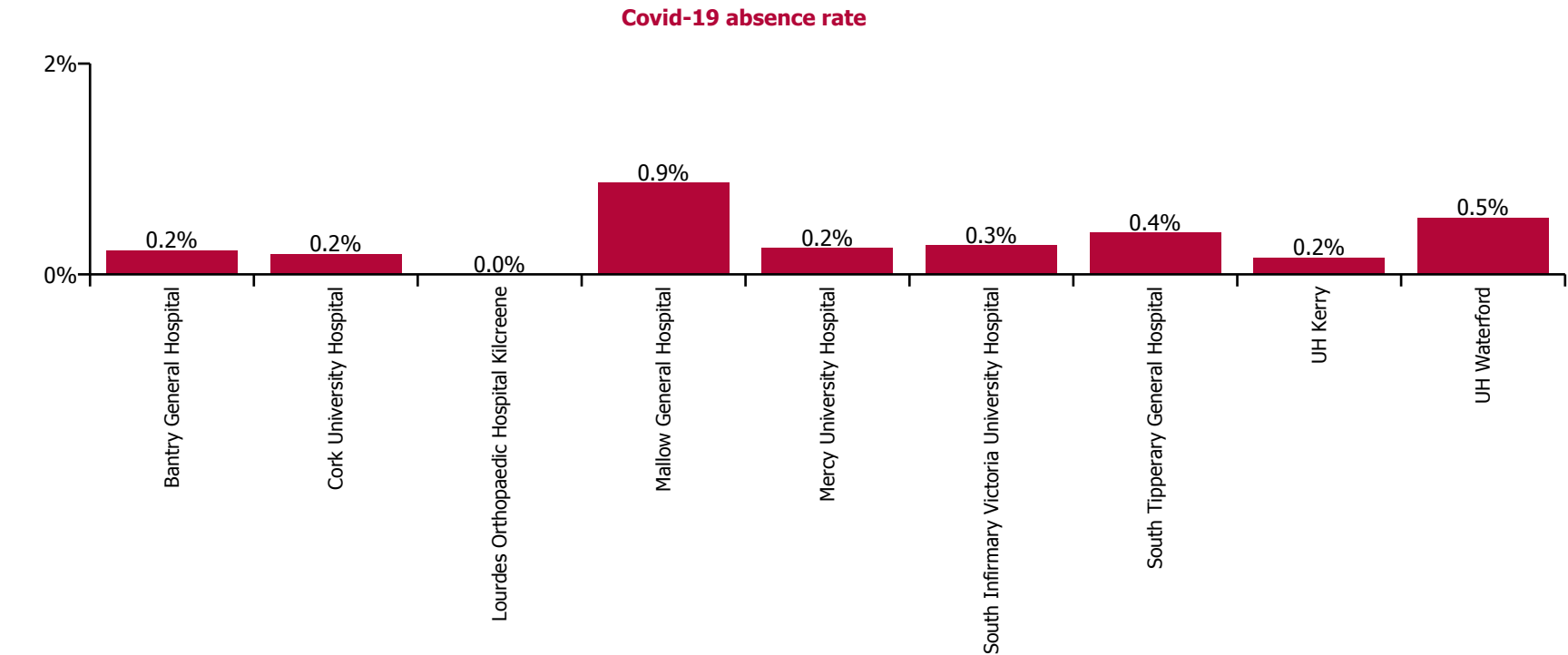
March 2023

Health Service Absence Rate - by Ho[pital & Staff Category: Mar 2023	Medical & Dental	Nursing & Midwifery	Health & Social Care Professionals	Management & Administrative	General Support	Patient & Client Care	Certified absence	Self-certified absence	Non Covid-19 absence	Covid-19 absence	Total absence rate
South/South West Hospital Group	1.3%	4.4%	4.2%	4.1%	5.7%	6.2%	3.4%	0.5%	3.9%	0.3%	4.2%
Bantry General Hospital	0.2%	5.4%	2.7%	1.7%	3.7%	8.5%	4.4%	0.4%	4.8%	0.2%	5.0%
Cork University Hospital	0.4%	2.9%	4.1%	2.7%	5.4%	6.0%	2.6%	0.3%	3.0%	0.2%	3.2%
Lourdes Orthopaedic Hospital Kilcreene	7.0%	6.8%		10.2%	6.2%		6.5%	0.3%	6.9%	0.0%	6.9%
Mallow General Hospital	0.0%	4.3%	1.5%	1.2%	3.2%	7.2%	2.4%	0.5%	2.9%	0.9%	3.8%
Mercy University Hospital	1.6%	5.5%	4.2%	4.9%	4.9%	6.1%	3.5%	0.9%	4.5%	0.2%	4.7%
South Infirmary Victoria University Hospital	1.4%	4.9%	1.5%	4.8%	4.1%	3.7%	2.9%	0.8%	3.7%	0.3%	4.0%
South Tipperary General Hospital	2.7%	7.4%	4.3%	6.2%	9.5%	5.5%	5.3%	0.8%	6.1%	0.4%	6.5%
UH Kerry	1.7%	5.0%	4.2%	3.6%	3.9%	7.4%	3.8%	0.4%	4.2%	0.2%	4.3%
UH Waterford	2.3%	5.4%	5.6%	4.8%	7.8%	5.0%	3.8%	0.7%	4.5%	0.5%	5.0%



March 2023

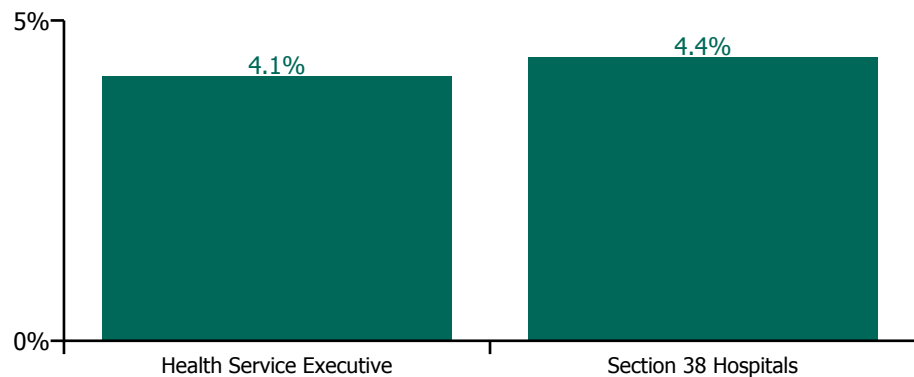
Health Service Covid-19 Absence Rate - by Staff Category & Hospital: Mar 2023	Medical & Dental	Nursing & Midwifery	Health & Social Care Professionals	Management & Administrative	General Support	Patient & Client Care	Covid-19 absence	Non Covid-19 absence	Total absence rate
South/South West Hospital Group	0.1%	0.3%	0.3%	4.1%	0.2%	0.8%	0.3%	3.9%	4.2%
Bantry General Hospital	0.0%	0.5%	0.0%	1.7%	0.0%	0.0%	0.2%	4.8%	5.0%
Cork University Hospital	0.0%	0.2%	0.1%	2.7%	0.1%	1.0%	0.2%	3.0%	3.2%
Lourdes Orthopaedic Hospital Kilcreene	0.0%	0.0%		10.2%	0.0%		0.0%	6.9%	6.9%
Mallow General Hospital	0.0%	0.4%	0.0%	1.2%	0.0%	3.7%	0.9%	2.9%	3.8%
Mercy University Hospital	0.0%	0.2%	0.8%	4.9%	0.0%	0.0%	0.2%	4.5%	4.7%
South Infirmary Victoria University Hospital	0.4%	0.4%	0.1%	4.8%	0.2%	0.3%	0.3%	3.7%	4.0%
South Tipperary General Hospital	0.2%	0.2%	0.0%	6.2%	0.2%	1.8%	0.4%	6.1%	6.5%
UH Kerry	0.0%	0.2%	0.3%	3.6%	0.3%	0.4%	0.2%	4.2%	4.3%
UH Waterford	0.3%	0.6%	0.5%	4.8%	0.6%	0.3%	0.5%	4.5%	5.0%



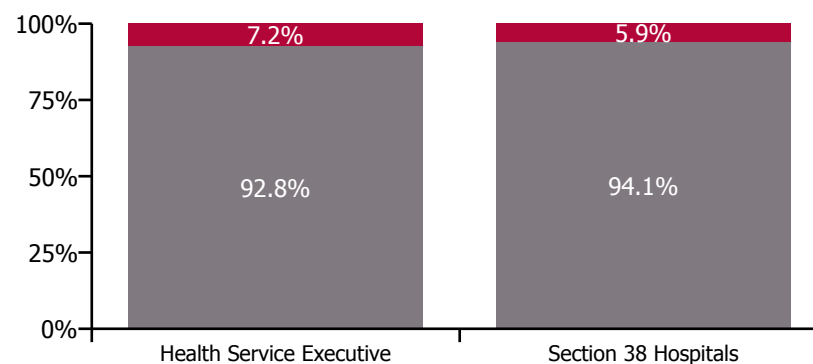
March 2023

Health Service Absence Rate - by Admin & Hospital: Mar 2023	Medical & Dental	Nursing & Midwifery	Health & Social Care Professionals	Management & Administrative	General Support	Patient & Client Care	Certified absence	Self-certified absence	Non Covid-19 absence	Covid-19 absence	Total absence rate
South/South West Hospital Group	1.3%	4.4%	4.2%	4.1%	5.7%	6.2%	3.4%	0.5%	3.9%	0.3%	4.2%
Health Service Executive	1.3%	4.3%	4.4%	3.8%	5.9%	6.3%	3.4%	0.5%	3.8%	0.3%	4.1%
Bantry General Hospital	0.2%	5.4%	2.7%	1.7%	3.7%	8.5%	4.4%	0.4%	4.8%	0.2%	5.0%
Cork University Hospital	0.4%	2.9%	4.1%	2.7%	5.4%	6.0%	2.6%	0.3%	3.0%	0.2%	3.2%
Lourdes Orthopaedic Hospital Kilcreene	7.0%	6.8%		10.2%	6.2%		6.5%	0.3%	6.9%	0.0%	6.9%
Mallow General Hospital	0.0%	4.3%	1.5%	1.2%	3.2%	7.2%	2.4%	0.5%	2.9%	0.9%	3.8%
South Tipperary General Hospital	2.7%	7.4%	4.3%	6.2%	9.5%	5.5%	5.3%	0.8%	6.1%	0.4%	6.5%
UH Kerry	1.7%	5.0%	4.2%	3.6%	3.9%	7.4%	3.8%	0.4%	4.2%	0.2%	4.3%
UH Waterford	2.3%	5.4%	5.6%	4.8%	7.8%	5.0%	3.8%	0.7%	4.5%	0.5%	5.0%
Section 38 Hospitals	1.6%	5.3%	3.2%	4.9%	4.4%	5.6%	3.3%	0.9%	4.2%	0.3%	4.4%
Mercy University Hospital	1.6%	5.5%	4.2%	4.9%	4.9%	6.1%	3.5%	0.9%	4.5%	0.2%	4.7%
South Infirmary Victoria University Hospital	1.4%	4.9%	1.5%	4.8%	4.1%	3.7%	2.9%	0.8%	3.7%	0.3%	4.0%

Total absence rate



Non Covid-19 & Covid-19 Absence



March 2023

Bantry General Hospital absence by Staff Category	Certified absence	Self-certified absence	Non Covid-19 absence	Covid-19 absence	Total absence rate	% Non Covid-19 absence	% Covid-19 absence
Bantry General Hospital	4.4%	0.4%	4.8%	0.2%	5.0%	95.4%	4.6%
Medical & Dental	0.0%	0.2%	0.2%	0.0%	0.2%	100.0%	0.0%
Nursing & Midwifery	4.3%	0.5%	4.8%	0.5%	5.4%	90.5%	9.5%
Health & Social Care Professionals	2.7%	0.0%	2.7%	0.0%	2.7%	100.0%	0.0%
Management & Administrative	1.4%	0.3%	1.7%	0.0%	1.7%	100.0%	0.0%
General Support	3.7%	0.0%	3.7%	0.0%	3.7%	100.0%	0.0%
Patient & Client Care	8.1%	0.4%	8.5%	0.0%	8.5%	100.0%	0.0%

March 2023

Cork University Hospital absence by Staff Category	Certified absence	Self-certified absence	Non Covid-19 absence	Covid-19 absence	Total absence rate	% Non Covid-19 absence	% Covid-19 absence
Cork University Hospital	2.6%	0.3%	3.0%	0.2%	3.2%	93.9%	6.1%
Medical & Dental	0.4%	0.0%	0.4%	0.0%	0.4%	100.0%	0.0%
Nursing & Midwifery	2.3%	0.3%	2.6%	0.2%	2.9%	92.1%	7.9%
Health & Social Care Professionals	3.5%	0.4%	3.9%	0.1%	4.1%	97.2%	2.8%
Management & Administrative	2.3%	0.4%	2.6%	0.1%	2.7%	97.4%	2.6%
General Support	4.8%	0.5%	5.2%	0.1%	5.4%	97.6%	2.4%
Patient & Client Care	4.6%	0.5%	5.0%	1.0%	6.0%	83.7%	16.3%

March 2023

Lourdes Orthopaedic Hospital Kilcreene absence by Staff Category	Certified absence	Self-certified absence	Non Covid-19 absence	Covid-19 absence	Total absence rate	% Non Covid-19 absence	% Covid-19 absence
Lourdes Orthopaedic Hospital Kilcreene	6.5%	0.3%	6.9%	0.0%	6.9%	100.0%	0.0%
Medical & Dental	7.0%	0.0%	7.0%	0.0%	7.0%	100.0%	0.0%
Nursing & Midwifery	6.3%	0.5%	6.8%	0.0%	6.8%	100.0%	0.0%
Health & Social Care Professionals							
Management & Administrative	10.2%	0.0%	10.2%	0.0%	10.2%	100.0%	0.0%
General Support	5.9%	0.3%	6.2%	0.0%	6.2%	100.0%	0.0%
Patient & Client Care							

March 2023

Mallow General Hospital absence by Staff Category	Certified absence	Self-certified absence	Non Covid-19 absence	Covid-19 absence	Total absence rate	% Non Covid-19 absence	% Covid-19 absence
Mallow General Hospital	2.4%	0.5%	2.9%	0.9%	3.8%	76.9%	23.1%
Medical & Dental	0.0%	0.0%	0.0%	0.0%	0.0%	#DIV/0	#DIV/0
Nursing & Midwifery	3.2%	0.7%	3.9%	0.4%	4.3%	91.4%	8.6%
Health & Social Care Professionals	1.5%	0.0%	1.5%	0.0%	1.5%	100.0%	0.0%
Management & Administrative	0.9%	0.0%	0.9%	0.4%	1.2%	69.3%	30.7%
General Support	2.8%	0.4%	3.2%	0.0%	3.2%	100.0%	0.0%
Patient & Client Care	2.8%	0.7%	3.5%	3.7%	7.2%	48.6%	51.4%

March 2023

Mercy University Hospital absence by Staff Category	Certified absence	Self-certified absence	Non Covid-19 absence	Covid-19 absence	Total absence rate	% Non Covid-19 absence	% Covid-19 absence
Mercy University Hospital	3.5%	0.9%	4.5%	0.2%	4.7%	94.7%	5.3%
Medical & Dental	1.6%	0.1%	1.6%	0.0%	1.6%	100.0%	0.0%
Nursing & Midwifery	4.2%	1.1%	5.4%	0.2%	5.5%	96.8%	3.2%
Health & Social Care Professionals	3.5%	0.0%	3.5%	0.8%	4.2%	81.6%	18.4%
Management & Administrative	3.6%	0.9%	4.4%	0.5%	4.9%	89.5%	10.5%
General Support	4.1%	0.8%	4.9%	0.0%	4.9%	100.0%	0.0%
Patient & Client Care	3.5%	2.5%	6.1%	0.0%	6.1%	100.0%	0.0%

March 2023

South Infirmary Victoria University Hospital absence by Staff Category	Certified absence	Self-certified absence	Non Covid-19 absence	Covid-19 absence	Total absence rate	% Non Covid-19 absence	% Covid-19 absence
South Infirmary Victoria University Hospital	2.9%	0.8%	3.7%	0.3%	4.0%	93.1%	6.9%
Medical & Dental	1.1%	0.0%	1.1%	0.4%	1.4%	74.2%	25.8%
Nursing & Midwifery	3.5%	1.0%	4.5%	0.4%	4.9%	91.2%	8.8%
Health & Social Care Professionals	0.6%	0.8%	1.4%	0.1%	1.5%	96.5%	3.5%
Management & Administrative	3.5%	1.1%	4.7%	0.1%	4.8%	97.6%	2.4%
General Support	3.6%	0.4%	3.9%	0.2%	4.1%	94.6%	5.4%
Patient & Client Care	2.7%	0.8%	3.5%	0.3%	3.7%	93.0%	7.0%

March 2023

South Tipperary General Hospital absence by Staff Category	Certified absence	Self-certified absence	Non Covid-19 absence	Covid-19 absence	Total absence rate	% Non Covid-19 absence	% Covid-19 absence
South Tipperary General Hospital	5.3%	0.8%	6.1%	0.4%	6.5%	93.9%	6.1%
Medical & Dental	2.3%	0.2%	2.5%	0.2%	2.7%	92.3%	7.7%
Nursing & Midwifery	6.2%	1.0%	7.2%	0.2%	7.4%	97.0%	3.0%
Health & Social Care Professionals	3.4%	0.9%	4.3%	0.0%	4.3%	100.0%	0.0%
Management & Administrative	5.2%	0.4%	5.6%	0.6%	6.2%	89.8%	10.2%
General Support	8.3%	0.9%	9.3%	0.2%	9.5%	97.5%	2.5%
Patient & Client Care	2.7%	1.0%	3.7%	1.8%	5.5%	67.1%	32.9%

March 2023

UH Kerry absence by Staff Category	Certified absence	Self-certified absence	Non Covid-19 absence	Covid-19 absence	Total absence rate	% Non Covid-19 absence	% Covid-19 absence
UH Kerry	3.8%	0.4%	4.2%	0.2%	4.3%	96.3%	3.7%
Medical & Dental	1.4%	0.3%	1.7%	0.0%	1.7%	100.0%	0.0%
Nursing & Midwifery	4.3%	0.5%	4.8%	0.2%	5.0%	96.6%	3.4%
Health & Social Care Professionals	3.6%	0.4%	4.0%	0.3%	4.2%	93.5%	6.5%
Management & Administrative	3.5%	0.1%	3.6%	0.0%	3.6%	100.0%	0.0%
General Support	3.5%	0.2%	3.7%	0.3%	3.9%	93.6%	6.4%
Patient & Client Care	6.8%	0.3%	7.0%	0.4%	7.4%	94.5%	5.5%

March 2023

UH Waterford absence by Staff Category	Certified absence	Self-certified absence	Non Covid-19 absence	Covid-19 absence	Total absence rate	% Non Covid-19 absence	% Covid-19 absence
UH Waterford	3.8%	0.7%	4.5%	0.5%	5.0%	89.3%	10.7%
Medical & Dental	1.7%	0.3%	2.0%	0.3%	2.3%	86.0%	14.0%
Nursing & Midwifery	3.8%	1.0%	4.8%	0.6%	5.4%	88.6%	11.4%
Health & Social Care Professionals	4.4%	0.6%	5.1%	0.5%	5.6%	90.8%	9.2%
Management & Administrative	3.8%	0.4%	4.2%	0.6%	4.8%	86.9%	13.1%
General Support	6.6%	0.6%	7.2%	0.6%	7.8%	91.9%	8.1%
Patient & Client Care	3.8%	0.9%	4.7%	0.3%	5.0%	93.9%	6.1%

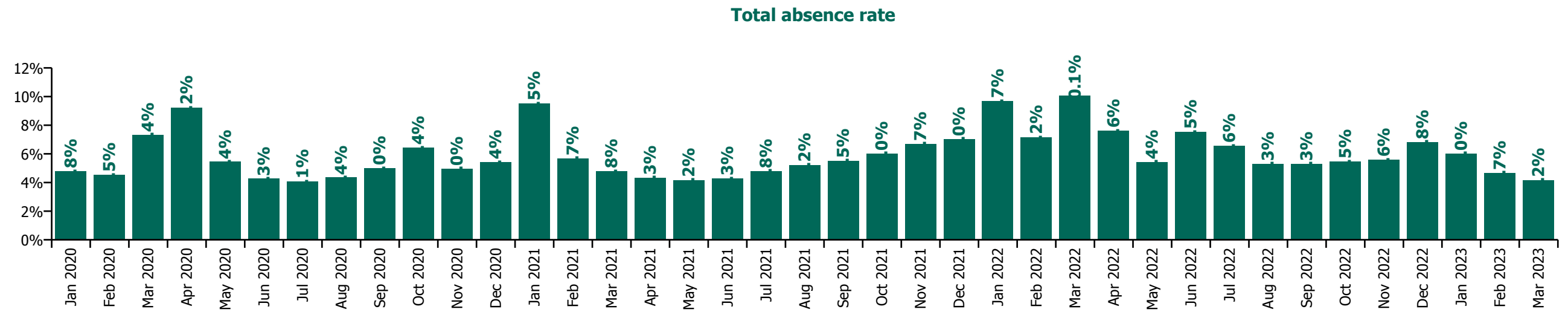
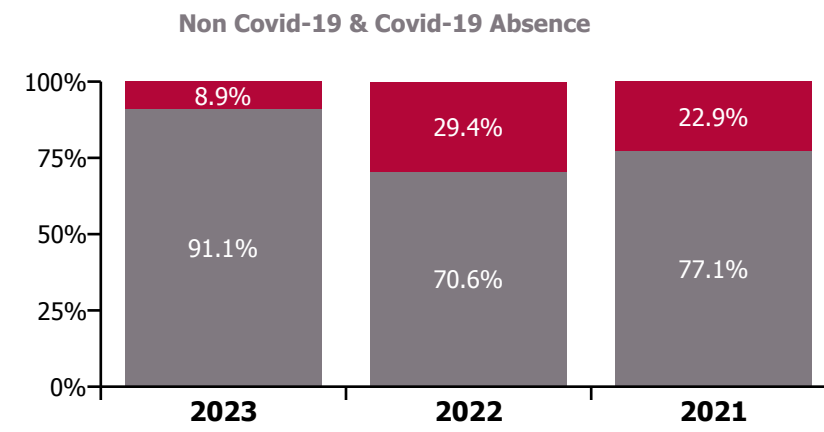
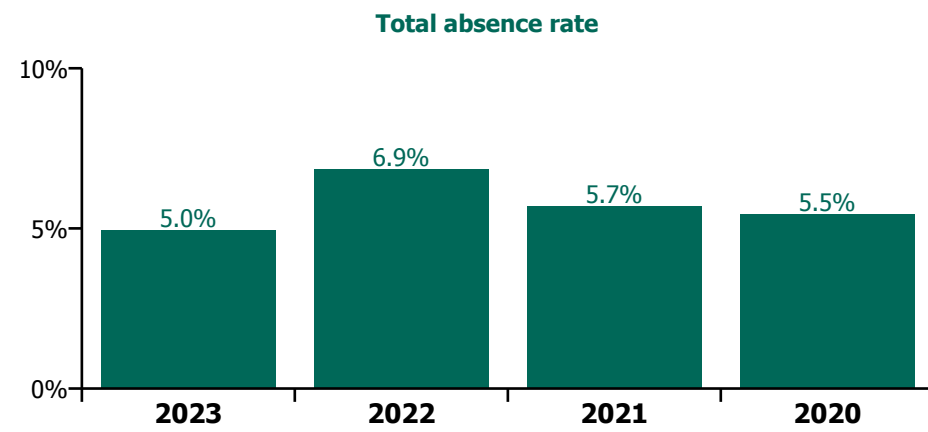
South/South West Hospital Group

Year/ month	Medical & Dental	Nursing & Midwifery	Health & Social Care Professionals	Management & Administrative	General Support	Patient & Client Care	Certified absence	Self-certified absence	Non Covid-19 absence	Covid-19 absence	Total absence rate
2023	1.4%	5.8%	4.6%	4.6%	5.9%	6.7%	3.8%	0.7%	4.5%	0.4%	5.0%
Mar 2023	1.3%	4.4%	4.2%	4.1%	5.7%	6.2%	3.4%	0.5%	3.9%	0.3%	4.2%
Feb 2023	1.2%	5.5%	4.5%	4.4%	5.3%	6.4%	3.6%	0.8%	4.4%	0.3%	4.7%
Jan 2023	1.6%	7.5%	5.1%	5.3%	6.6%	7.5%	4.4%	0.9%	5.3%	0.8%	6.0%
2022	2.0%	8.4%	6.0%	6.1%	7.9%	8.1%	4.0%	0.8%	4.8%	2.0%	6.9%
Dec 2022	2.5%	8.1%	6.6%	6.4%	7.2%	7.9%	4.4%	1.0%	5.4%	1.4%	6.8%
Nov 2022	1.7%	6.8%	4.4%	5.1%	6.8%	6.8%	4.0%	0.9%	4.8%	0.7%	5.6%
Oct 2022	1.0%	6.6%	4.7%	5.1%	6.8%	7.0%	4.0%	0.8%	4.7%	0.7%	5.5%
Sep 2022	1.3%	6.4%	4.5%	4.4%	6.3%	8.0%	3.9%	0.8%	4.7%	0.6%	5.3%
Aug 2022	1.5%	6.6%	4.1%	4.9%	5.6%	7.7%	3.9%	0.8%	4.7%	0.7%	5.3%
Jul 2022	2.2%	7.9%	4.9%	5.8%	8.2%	7.7%	4.1%	0.7%	4.8%	1.8%	6.6%
Jun 2022	2.2%	9.2%	6.6%	6.1%	10.6%	7.2%	4.4%	0.9%	5.3%	2.3%	7.5%
May 2022	1.5%	6.4%	5.2%	4.9%	6.7%	6.3%	3.9%	0.8%	4.7%	0.7%	5.4%
Apr 2022	2.5%	9.3%	7.0%	6.2%	8.3%	10.1%	4.2%	0.8%	5.0%	2.6%	7.6%
Mar 2022	3.8%	12.7%	9.1%	9.4%	10.0%	10.5%	4.2%	0.8%	5.1%	5.0%	10.1%
Feb 2022	1.4%	9.3%	6.3%	6.3%	7.7%	8.0%	3.8%	0.7%	4.5%	2.6%	7.2%
Jan 2022	2.2%	12.3%	8.5%	8.4%	11.1%	10.8%	3.8%	0.6%	4.4%	5.3%	9.7%
2021	1.7%	6.8%	5.0%	5.5%	6.3%	7.9%	3.7%	0.7%	4.4%	1.3%	5.7%
Dec 2021	1.7%	8.3%	7.1%	6.5%	8.4%	8.5%	4.3%	0.7%	5.0%	2.1%	7.0%
Nov 2021	1.9%	7.7%	6.6%	6.9%	7.9%	8.0%	4.6%	0.9%	5.5%	1.2%	6.7%
Oct 2021	1.7%	6.9%	5.7%	5.9%	6.9%	8.6%	4.2%	0.8%	5.0%	1.0%	6.0%
Sep 2021	1.6%	6.5%	4.8%	5.7%	5.9%	8.2%	4.1%	0.7%	4.9%	0.7%	5.5%
Aug 2021	1.3%	5.8%	4.7%	6.2%	5.6%	8.1%	3.6%	0.9%	4.5%	0.7%	5.2%
Jul 2021	1.1%	5.5%	4.9%	5.2%	5.4%	6.1%	3.6%	0.7%	4.3%	0.5%	4.8%
Jun 2021	1.0%	5.1%	3.6%	3.5%	4.9%	7.5%	3.3%	0.6%	3.9%	0.4%	4.3%
May 2021	0.8%	5.0%	2.8%	4.4%	4.9%	6.6%	3.3%	0.5%	3.8%	0.4%	4.2%
Apr 2021	0.9%	5.1%	3.8%	4.0%	5.0%	7.3%	3.4%	0.5%	3.8%	0.5%	4.3%
Mar 2021	1.0%	6.1%	4.0%	4.1%	4.7%	8.1%	3.4%	0.5%	3.9%	0.9%	4.8%
Feb 2021	1.4%	7.2%	4.1%	5.6%	5.9%	8.5%	3.4%	0.5%	4.0%	1.7%	5.7%
Jan 2021	5.8%	11.7%	7.2%	8.1%	9.9%	9.7%	3.4%	0.6%	4.0%	5.6%	9.5%
2020	1.8%	6.5%	4.3%	5.2%	6.0%	8.3%	3.8%	0.6%	4.4%	1.1%	5.5%
Dec 2020	3.2%	6.6%	3.8%	4.4%	5.4%	7.7%	3.8%	0.6%	4.3%	1.1%	5.4%

Nov 2020	1.5%	5.9%	3.3%	4.7%	5.9%	7.9%	3.7%	0.5%	4.1%	0.8%	5.0%
Oct 2020	2.4%	7.9%	4.8%	5.7%	7.3%	8.9%	3.8%	0.7%	4.5%	1.9%	6.4%
Sep 2020	1.5%	6.1%	3.9%	4.5%	5.8%	7.5%	3.6%	0.7%	4.2%	0.8%	5.0%
Aug 2020	1.1%	5.1%	3.3%	4.4%	5.3%	6.9%	3.5%	0.5%	4.0%	0.3%	4.4%
Jul 2020	0.8%	4.6%	4.0%	4.6%	4.8%	6.0%	3.3%	0.5%	3.7%	0.3%	4.1%
Jun 2020	0.9%	5.0%	3.9%	4.2%	5.1%	6.4%	3.3%	0.4%	3.8%	0.5%	4.3%
May 2020	1.7%	6.2%	4.3%	5.3%	6.5%	9.0%	3.8%	0.4%	4.2%	1.2%	5.4%
Apr 2020	3.2%	11.7%	7.7%	7.3%	8.5%	15.0%	4.6%	0.6%	5.2%	4.0%	9.2%
Mar 2020	4.5%	8.6%	4.7%	8.3%	6.0%	10.5%	4.4%	0.7%	5.1%	2.2%	7.4%
Feb 2020	0.9%	5.0%	3.8%	5.0%	6.3%	6.6%	3.9%	0.6%	4.5%		4.5%
Jan 2020	0.6%	5.5%	4.3%	5.2%	5.4%	8.0%	4.0%	0.8%	4.8%		4.8%

South/South West Hospital
Group

Year/ month	Bantry General Hospital	Cork University Hospital	Lourdes Orthopaedic Hospital Kilcreene	Mallow General Hospital	Mercy University Hospital	South Infirmary Victoria University Hospital	South Tipperary General Hospital	UH Kerry	UH Waterford	Acute Services absence rate	Certified absence	Self- certified absence	Non Covid-19 absence	Covid-19 absence	Total absence rate
2023	5.0%	4.4%	6.9%	5.6%	5.8%	4.4%	7.4%	4.5%	4.9%	5.0%	3.8%	0.7%	4.5%	0.4%	5.0%
Mar 2023	5.0%	3.2%	6.9%	3.8%	4.7%	4.0%	6.5%	4.3%	5.0%	4.2%	3.4%	0.5%	3.9%	0.3%	4.18%
Feb 2023	5.0%	4.2%	5.8%	6.4%	5.3%	4.5%	7.1%	4.1%	4.4%	4.7%	3.6%	0.8%	4.4%	0.3%	4.67%
Jan 2023	4.9%	5.9%	8.0%	7.1%	7.5%	4.8%	8.7%	5.2%	5.2%	6.0%	4.4%	0.9%	5.3%	0.8%	6.03%
2022	7.2%	6.7%	6.9%	5.0%	6.9%	5.6%	8.6%	7.0%	7.0%	6.9%	4.0%	0.8%	4.8%	2.0%	6.9%
Dec 2022	5.6%	6.4%	9.9%	6.3%	6.8%	4.6%	10.9%	5.5%	7.6%	6.8%	4.4%	1.0%	5.4%	1.4%	6.82%
Nov 2022	5.5%	5.5%	4.9%	5.5%	6.2%	4.5%	6.7%	5.4%	5.4%	5.6%	4.0%	0.9%	4.8%	0.7%	5.58%
Oct 2022	6.4%	5.1%	5.9%	4.5%	7.0%	4.5%	6.2%	6.0%	5.2%	5.5%	4.0%	0.8%	4.7%	0.7%	5.46%
Sep 2022	4.3%	4.9%	3.8%	4.8%	7.0%	3.4%	7.0%	5.8%	5.2%	5.3%	3.9%	0.8%	4.7%	0.6%	5.32%
Aug 2022	5.3%	5.1%	2.7%	5.4%	6.0%	3.7%	6.3%	6.1%	5.2%	5.3%	3.9%	0.8%	4.7%	0.7%	5.32%
Jul 2022	8.7%	5.9%	6.2%	4.9%	5.8%	6.6%	8.3%	7.1%	7.6%	6.6%	4.1%	0.7%	4.8%	1.8%	6.55%
Jun 2022	6.8%	7.8%	4.5%	6.0%	7.6%	5.4%	7.8%	9.2%	7.1%	7.5%	4.4%	0.9%	5.3%	2.3%	7.53%
May 2022	5.5%	5.1%	4.7%	3.9%	5.1%	4.2%	7.4%	5.9%	6.0%	5.4%	3.9%	0.8%	4.7%	0.7%	5.43%
Apr 2022	7.0%	7.7%	9.1%	3.9%	6.7%	7.7%	9.6%	6.8%	8.1%	7.6%	4.2%	0.8%	5.0%	2.6%	7.61%
Mar 2022	14.7%	10.0%	10.6%	5.9%	9.5%	9.1%	12.5%	9.4%	10.2%	10.1%	4.2%	0.8%	5.1%	5.0%	10.08%
Feb 2022	7.5%	7.3%	9.1%	4.4%	5.9%	6.9%	9.3%	6.1%	7.7%	7.2%	3.8%	0.7%	4.5%	2.6%	7.16%
Jan 2022	10.2%	10.0%	11.6%	4.8%	8.9%	6.8%	12.0%	10.8%	9.3%	9.7%	3.8%	0.6%	4.4%	5.3%	9.68%
2021	5.7%	5.2%	5.5%	6.9%	6.9%	4.2%	7.3%	5.4%	6.1%	5.7%	3.7%	0.7%	4.4%	1.3%	5.7%
Dec 2021	9.0%	6.5%	11.1%	5.3%	6.6%	5.4%	9.9%	7.1%	7.5%	7.0%	4.3%	0.7%	5.0%	2.1%	7.04%
Nov 2021	6.8%	5.6%	9.2%	7.5%	6.7%	6.3%	9.9%	7.6%	7.3%	6.7%	4.6%	0.9%	5.5%	1.2%	6.71%
Oct 2021	7.3%	5.6%	4.7%	5.6%	6.0%	4.0%	8.8%	6.6%	6.3%	6.0%	4.2%	0.8%	5.0%	1.0%	6.03%
Sep 2021	5.9%	4.9%	5.5%	7.7%	6.6%	4.0%	8.0%	6.2%	5.1%	5.5%	4.1%	0.7%	4.9%	0.7%	5.53%
Aug 2021	5.1%	4.3%	7.6%	6.9%	7.6%	3.0%	8.2%	5.7%	5.2%	5.2%	3.6%	0.9%	4.5%	0.7%	5.22%
Jul 2021	4.4%	4.2%	5.5%	6.4%	5.3%	2.9%	6.1%	5.5%	5.6%	4.8%	3.6%	0.7%	4.3%	0.5%	4.80%
Jun 2021	2.3%	4.0%	2.7%	7.6%	4.2%	3.9%	4.8%	3.9%	4.9%	4.3%	3.3%	0.6%	3.9%	0.4%	4.28%
May 2021	2.1%	3.9%	2.4%	6.4%	6.1%	3.4%	4.3%	3.5%	4.5%	4.2%	3.3%	0.5%	3.8%	0.4%	4.18%
Apr 2021	3.0%	4.3%	3.5%	5.6%	5.7%	3.0%	4.8%	3.7%	4.4%	4.3%	3.4%	0.5%	3.8%	0.5%	4.33%
Mar 2021	3.4%	4.1%	4.9%	8.2%	7.6%	3.6%	5.6%	4.3%	4.7%	4.8%	3.4%	0.5%	3.9%	0.9%	4.78%
Feb 2021	5.6%	4.8%	5.4%	7.5%	7.8%	3.3%	7.3%	5.3%	6.5%	5.7%	3.4%	0.5%	4.0%	1.7%	5.69%
Jan 2021	13.0%	9.5%	4.8%	8.0%	12.3%	7.1%	10.2%	5.8%	10.8%	9.5%	3.4%	0.6%	4.0%	5.6%	9.52%
2020	4.7%	5.3%	4.1%	8.0%	7.1%	3.6%	6.3%	5.9%	4.8%	5.5%	3.8%	0.6%	4.4%	1.1%	5.5%
Dec 2020	2.8%	4.7%	3.6%	5.1%	6.0%	3.3%	6.5%	6.1%	6.8%	5.4%	3.8%	0.6%	4.3%	1.1%	5.42%
Nov 2020	5.2%	4.7%	1.7%	5.5%	5.8%	3.9%	6.6%	5.5%	4.5%	5.0%	3.7%	0.5%	4.1%	0.8%	4.97%
Oct 2020	7.4%	7.4%	4.6%	6.0%	7.3%	3.8%	7.1%	6.3%	4.9%	6.4%	3.8%	0.7%	4.5%	1.9%	6.42%
Sep 2020	3.9%	4.9%	3.8%	6.1%	7.2%	3.7%	4.6%	4.7%	4.6%	5.0%	3.6%	0.7%	4.2%	0.8%	5.00%
Aug 2020	5.2%	4.1%	2.5%	6.2%	5.5%	2.9%	4.9%	4.9%	4.0%	4.4%	3.5%	0.5%	4.0%	0.3%	4.35%
Jul 2020	3.0%	3.4%	1.9%	5.2%	6.9%	3.7%	4.9%	4.4%	3.4%	4.1%	3.3%	0.5%	3.7%	0.3%	4.07%
Jun 2020	3.5%	4.0%	2.6%	6.7%	5.8%	2.4%	5.6%	4.0%	4.0%	4.3%	3.3%	0.4%	3.8%	0.5%	4.27%
May 2020	3.7%	5.1%	3.9%	10.2%	7.7%	3.2%	6.0%	6.4%	4.6%	5.4%	3.8%	0.4%	4.2%	1.2%	5.45%
Apr 2020	4.8%	9.8%	7.6%	29.7%	12.5%	4.5%	10.6%	9.7%	5.2%	9.2%	4.6%	0.6%	5.2%	4.0%	9.22%
Mar 2020	6.9%		6.5%	6.0%	10.8%	5.3%	6.0%	8.8%	6.0%	7.4%	4.4%	0.7%	5.1%	2.2%	7.35%
Feb 2020	4.1%	4.5%	5.2%	5.1%	4.8%	3.5%	5.3%		4.5%	4.5%	3.9%	0.6%	4.5%		4.53%
Jan 2020	4.8%	5.2%	5.0%	5.6%	4.9%	3.6%	6.2%	3.4%	4.6%	4.8%	4.0%	0.8%	4.8%		4.78%



South/South West Hospital Group

Year/ month	Health Service Executive	Section 38 Hospitals	Acute Services absence rate	Certified absence	Self-certified absence	Non Covid-19 absence	Covid-19 absence	Total absence rate
2023	4.9%	5.3%	5.0%	3.8%	0.7%	4.5%	0.4%	5.0%
Mar 2023	4.1%	4.4%	4.2%	3.4%	0.5%	3.9%	0.3%	4.2%
Feb 2023	4.6%	5.0%	4.7%	3.6%	0.8%	4.4%	0.3%	4.7%
Jan 2023	6.0%	6.4%	6.0%	4.4%	0.9%	5.3%	0.8%	6.0%
2022	7.0%	6.3%	6.9%	4.0%	0.8%	4.8%	2.0%	6.9%
Dec 2022	7.0%	5.9%	6.8%	4.4%	1.0%	5.4%	1.4%	6.8%
Nov 2022	5.6%	5.5%	5.6%	4.0%	0.9%	4.8%	0.7%	5.6%
Oct 2022	5.4%	6.0%	5.5%	4.0%	0.8%	4.7%	0.7%	5.5%
Sep 2022	5.3%	5.5%	5.3%	3.9%	0.8%	4.7%	0.6%	5.3%
Aug 2022	5.4%	5.0%	5.3%	3.9%	0.8%	4.7%	0.7%	5.3%
Jul 2022	6.6%	6.2%	6.6%	4.1%	0.7%	4.8%	1.8%	6.6%
Jun 2022	7.7%	6.7%	7.5%	4.4%	0.9%	5.3%	2.3%	7.5%
May 2022	5.6%	4.7%	5.4%	3.9%	0.8%	4.7%	0.7%	5.4%
Apr 2022	7.7%	7.1%	7.6%	4.2%	0.8%	5.0%	2.6%	7.6%
Mar 2022	10.3%	9.4%	10.1%	4.2%	0.8%	5.1%	5.0%	10.1%
Feb 2022	7.4%	6.3%	7.2%	3.8%	0.7%	4.5%	2.6%	7.2%
Jan 2022	10.0%	8.0%	9.7%	3.8%	0.6%	4.4%	5.3%	9.7%
2021	5.7%	5.7%	5.7%	3.7%	0.7%	4.4%	1.3%	5.7%
Dec 2021	7.3%	6.1%	7.0%	4.3%	0.7%	5.0%	2.1%	7.0%
Nov 2021	6.8%	6.5%	6.7%	4.6%	0.9%	5.5%	1.2%	6.7%
Oct 2021	6.2%	5.2%	6.0%	4.2%	0.8%	5.0%	1.0%	6.0%
Sep 2021	5.5%	5.5%	5.5%	4.1%	0.7%	4.9%	0.7%	5.5%
Aug 2021	5.1%	5.6%	5.2%	3.6%	0.9%	4.5%	0.7%	5.2%
Jul 2021	4.9%	4.3%	4.8%	3.6%	0.7%	4.3%	0.5%	4.8%
Jun 2021	4.3%	4.1%	4.3%	3.3%	0.6%	3.9%	0.4%	4.3%
May 2021	4.0%	4.9%	4.2%	3.3%	0.5%	3.8%	0.4%	4.2%
Apr 2021	4.3%	4.6%	4.3%	3.4%	0.5%	3.8%	0.5%	4.3%
Mar 2021	4.5%	5.8%	4.8%	3.4%	0.5%	3.9%	0.9%	4.8%
Feb 2021	5.6%	6.0%	5.7%	3.4%	0.5%	4.0%	1.7%	5.7%
Jan 2021	9.4%	10.2%	9.5%	3.4%	0.6%	4.0%	5.6%	9.5%
2020	5.4%	5.6%	5.5%	3.8%	0.6%	4.4%	1.1%	5.5%
Dec 2020	5.6%	4.8%	5.4%	3.8%	0.6%	4.3%	1.1%	5.4%
Nov 2020	5.0%	5.1%	5.0%	3.7%	0.5%	4.1%	0.8%	5.0%
Oct 2020	6.6%	5.8%	6.4%	3.8%	0.7%	4.5%	1.9%	6.4%
Sep 2020	4.8%	5.7%	5.0%	3.6%	0.7%	4.2%	0.8%	5.0%
Aug 2020	4.3%	4.4%	4.4%	3.5%	0.5%	4.0%	0.3%	4.4%
Jul 2020	3.7%	5.5%	4.1%	3.3%	0.5%	3.7%	0.3%	4.1%
Jun 2020	4.2%	4.4%	4.3%	3.3%	0.4%	3.8%	0.5%	4.3%
May 2020	5.4%	5.9%	5.4%	3.8%	0.4%	4.2%	1.2%	5.4%
Apr 2020	9.3%	9.1%	9.2%	4.6%	0.6%	5.2%	4.0%	9.2%
Mar 2020	6.8%	8.4%	7.4%	4.4%	0.7%	5.1%	2.2%	7.4%
Feb 2020	4.6%	4.3%	4.5%	3.9%	0.6%	4.5%		4.5%
Jan 2020	4.9%	4.3%	4.8%	4.0%	0.8%	4.8%		4.8%
2019	4.5%	3.9%	4.4%	3.8%	0.6%	4.4%		4.4%

South/South West Hospital Group

Year/ month	Health Service Executive	Section 38 Hospitals	Acute Services absence rate		Certified absence	Self- certified absence	Non Covid-19 absence	Covid-19 absence	Total absence rate
2018	4.2%	3.6%	4.1%		3.4%	0.6%	4.1%		4.1%

