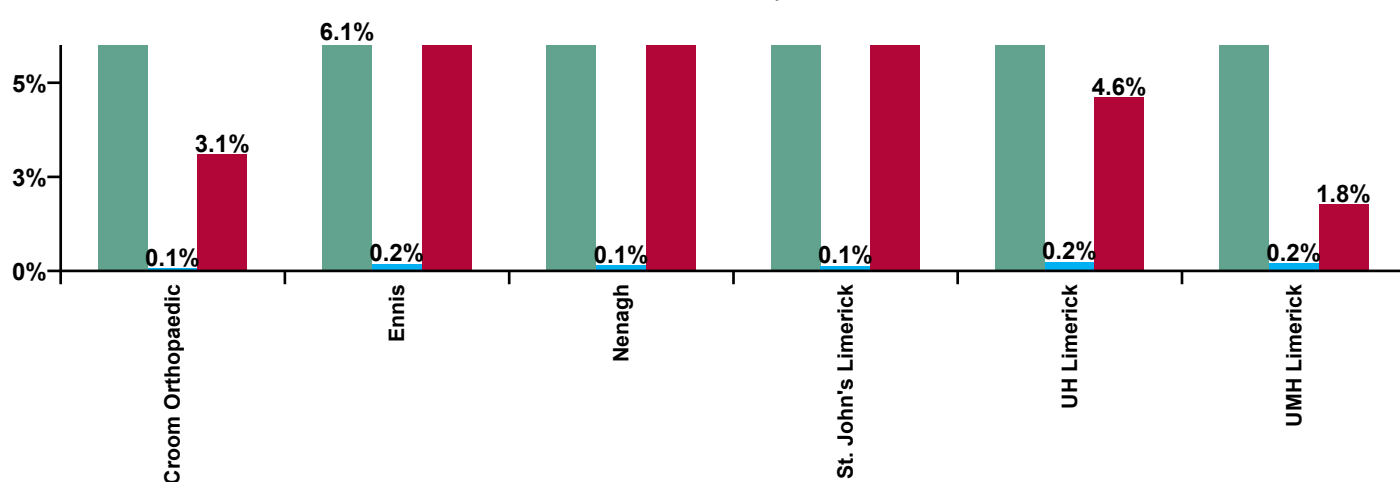


## April 2020

University of Limerick Hospital Group Absence Rate - by Staff Category: Apr 2020	Certified absence	Self- certified absence	COVID-19 absence	Total absence rate	Certified	Self- certified	COVID-19
<b>UL HG</b>	<b>6.9%</b>	<b>0.2%</b>	<b>6.3%</b>	<b>13.4%</b>	<b>51.3%</b>	<b>1.6%</b>	<b>47.1%</b>
Medical & Dental	2.1%	0.0%	3.7%	5.9%	35.8%	0.6%	63.7%
Nursing & Midwifery	7.5%	0.3%	8.4%	16.2%	46.3%	1.6%	52.1%
Health & Social Care Professionals	5.5%	0.1%	4.2%	9.7%	56.2%	1.0%	42.8%
Management & Administrative	5.4%	0.2%	2.2%	7.8%	69.3%	2.3%	28.4%
General Support	10.3%	0.3%	5.8%	16.4%	62.9%	1.8%	35.2%
Patient & Client Care	9.3%	0.3%	10.0%	19.5%	47.6%	1.4%	50.9%

University of Limerick Hospital Group Absence Rate - by Hospital: Apr 2020	Certified absence	Self- certified absence	COVID-19 absence	Total absence rate	Certified	Self- certified	COVID-19
<b>UL HG</b>	<b>6.9%</b>	<b>0.2%</b>	<b>6.3%</b>	<b>13.4%</b>	<b>51.3%</b>	<b>1.6%</b>	<b>47.1%</b>
Croom Orthopaedic	10.1%	0.1%	3.1%	13.3%	76.3%	0.4%	23.3%
Ennis	6.1%	0.2%	8.3%	14.5%	41.8%	1.3%	56.9%
Nenagh	7.9%	0.1%	7.0%	15.1%	52.8%	0.9%	46.3%
St. John's Limerick	6.8%	0.1%	29.5%	36.5%	18.7%	0.4%	80.9%
UH Limerick	6.5%	0.2%	4.6%	11.3%	57.2%	2.1%	40.7%
UMH Limerick	8.1%	0.2%	1.8%	10.1%	80.6%	1.9%	17.4%

Certified, self-certified & COVID-19: Apr 2020

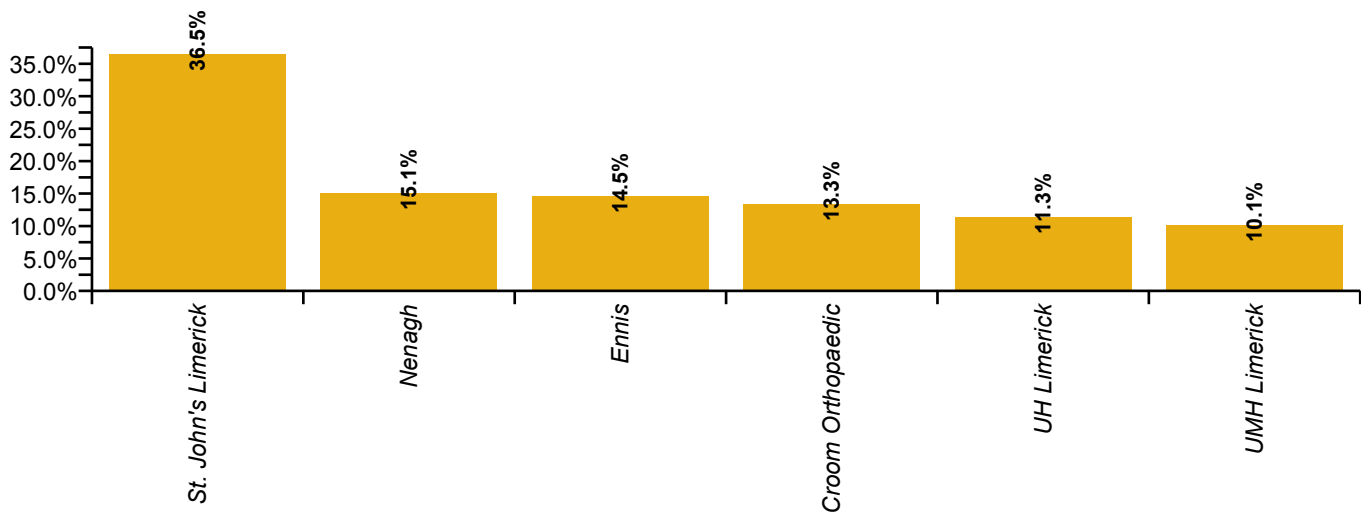


Legend

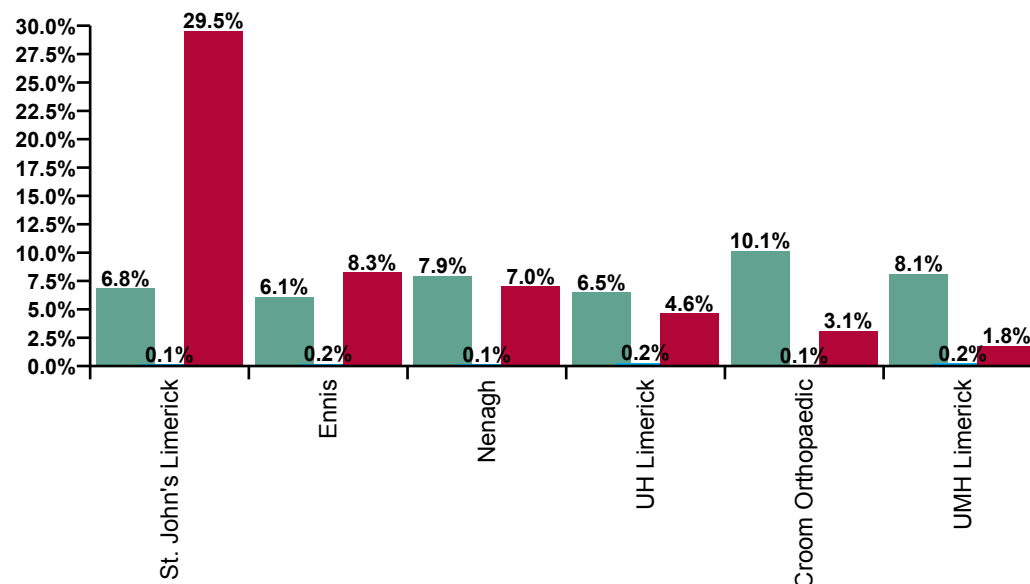
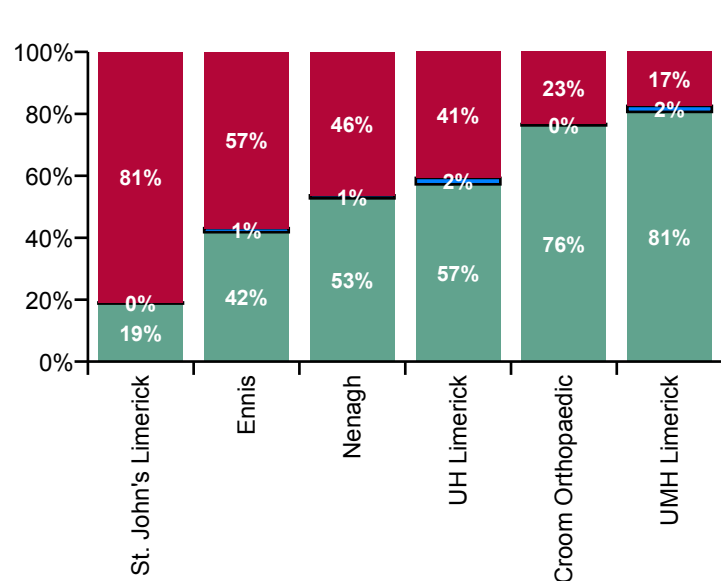
Certified absence
Self-certified absence
COVID-19 absence

University of Limerick Hospital Group Absence type by Hospital: Apr 2020	Certified absence	Self- certified absence	COVID-19 absence	Total absence	Certified	Self- certified	COVID-19
<b>Total (Apr 2020):</b>	<b>6.9%</b>	<b>0.2%</b>	<b>6.3%</b>	<b>13.4%</b>	<b>51.3%</b>	<b>1.6%</b>	<b>47.1%</b>
<i>Croom Orthopaedic</i>	10.1%	0.1%	3.1%	<b>13.3%</b>	76.3%	0.4%	23.3%
<i>Ennis</i>	6.1%	0.2%	8.3%	<b>14.5%</b>	41.8%	1.3%	56.9%
<i>Nenagh</i>	7.9%	0.1%	7.0%	<b>15.1%</b>	52.8%	0.9%	46.3%
<i>St. John's Limerick</i>	6.8%	0.1%	29.5%	<b>36.5%</b>	18.7%	0.4%	80.9%
<i>UH Limerick</i>	6.5%	0.2%	4.6%	<b>11.3%</b>	57.2%	2.1%	40.7%
<i>UMH Limerick</i>	8.1%	0.2%	1.8%	<b>10.1%</b>	80.6%	1.9%	17.4%

Total absence rate by Hospital: Apr 2020



University of Limerick Hospital Group Overall Absence Rate - by Hospital & Staff Category: Apr 2020	Medical & Dental	Nursing & Midwifery	Health & Social Care Professionals	Management & Administrative	General Support	Patient & Client Care	Certified absence	Self- certified absence	COVID-19 absence	Total absence
<b>UL HG</b>	<b>5.9%</b>	<b>16.2%</b>	<b>9.7%</b>	<b>7.8%</b>	<b>16.4%</b>	<b>19.5%</b>	<b>6.9%</b>	<b>0.2%</b>	<b>6.3%</b>	<b>13.4%</b>
<i>Croom Orthopaedic</i>	1.4%	16.0%	28.1%	8.7%	11.6%	13.8%	10.1%	0.1%	3.1%	<b>13.3%</b>
<i>Ennis</i>	16.3%	15.0%	10.4%	9.9%	21.6%	8.3%	6.1%	0.2%	8.3%	<b>14.5%</b>
<i>Nenagh</i>	6.0%	19.7%	10.1%	11.4%	13.6%	12.5%	7.9%	0.1%	7.0%	<b>15.1%</b>
<i>St. John's Limerick</i>	30.4%	50.4%	28.5%	9.5%	21.0%	64.9%	6.8%	0.1%	29.5%	<b>36.5%</b>
<i>UH Limerick</i>	4.5%	13.8%	8.2%	7.0%	15.0%	18.5%	6.5%	0.2%	4.6%	<b>11.3%</b>
<i>UMH Limerick</i>	3.2%	9.0%	49.2%	8.0%	23.4%	3.2%	8.1%	0.2%	1.8%	<b>10.1%</b>



Certified absence

Self-certified absence

COVID-19 absence

## University of Limerick Hospital Group Absence Rate - by Hospital, Staff Category & Absence type: Apr 2020

Croom Orthopaedic by Staff Category Apr 2020	Certified absence	Self-certified absence	COVID-19 absence	Total absence	Certified	Self-certified	COVID-19
<b>Total</b>	<b>10.1%</b>	<b>0.1%</b>	<b>3.1%</b>	<b>13.3%</b>	<b>76.3%</b>	<b>0.4%</b>	<b>23.3%</b>
Medical & Dental	1.4%	0.0%	0.0%	1.4%	100.0%	0.0%	0.0%
Nursing & Midwifery	12.0%	0.0%	4.0%	16.0%	75.1%	0.0%	24.9%
Health & Social Care Professionals	0.0%	0.0%	28.1%	28.1%	0.0%	0.0%	100.0%
Management & Administrative	7.7%	0.2%	0.7%	8.7%	88.8%	2.7%	8.5%
General Support	7.2%	0.0%	4.3%	11.6%	62.6%	0.0%	37.4%
Patient & Client Care	11.3%	0.1%	2.4%	13.8%	81.9%	0.7%	17.4%

Ennis by Staff Category Apr 2020	Certified absence	Self-certified absence	COVID-19 absence	Total absence	Certified	Self-certified	COVID-19
<b>Total</b>	<b>6.1%</b>	<b>0.2%</b>	<b>8.3%</b>	<b>14.5%</b>	<b>41.8%</b>	<b>1.3%</b>	<b>56.9%</b>
Medical & Dental	0.3%	0.3%	15.6%	16.3%	2.1%	2.1%	95.7%
Nursing & Midwifery	6.9%	0.1%	7.9%	15.0%	46.2%	0.7%	53.2%
Health & Social Care Professionals	3.5%	0.0%	6.9%	10.4%	33.8%	0.0%	66.2%
Management & Administrative	7.4%	0.7%	1.8%	9.9%	75.2%	6.6%	18.2%
General Support	7.6%	0.0%	13.9%	21.6%	35.4%	0.0%	64.6%
Patient & Client Care	0.0%	0.0%	8.3%	8.3%	0.0%	0.0%	100.0%

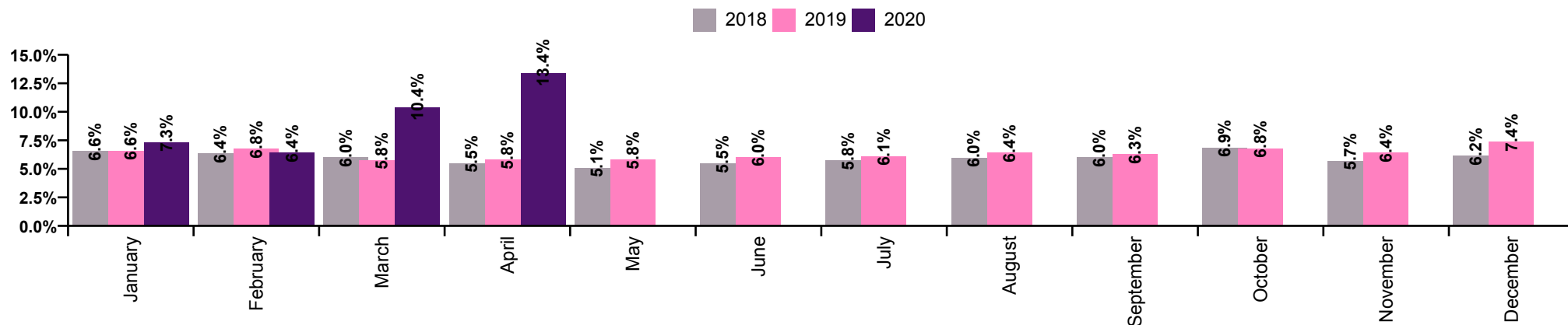
Nenagh by Staff Category Apr 2020	Certified absence	Self-certified absence	COVID-19 absence	Total absence	Certified	Self-certified	COVID-19
<b>Total</b>	<b>7.9%</b>	<b>0.1%</b>	<b>7.0%</b>	<b>15.1%</b>	<b>52.8%</b>	<b>0.9%</b>	<b>46.3%</b>
Medical & Dental	5.0%	0.0%	0.9%	6.0%	84.7%	0.0%	15.3%
Nursing & Midwifery	9.3%	0.3%	10.1%	19.7%	47.5%	1.3%	51.2%
Health & Social Care Professionals	1.5%	0.0%	8.6%	10.1%	14.9%	0.0%	85.1%
Management & Administrative	10.5%	0.0%	0.9%	11.4%	92.0%	0.0%	8.0%
General Support	7.2%	0.0%	6.4%	13.6%	53.2%	0.0%	46.8%
Patient & Client Care	6.3%	0.1%	6.1%	12.5%	50.3%	1.1%	48.6%

St. John's Limerick by Staff Category Apr 2020	Certified absence	Self-certified absence	COVID-19 absence	Total absence	Certified	Self-certified	COVID-19
<b>Total</b>	<b>6.8%</b>	<b>0.1%</b>	<b>29.5%</b>	<b>36.5%</b>	<b>18.7%</b>	<b>0.4%</b>	<b>80.9%</b>
Medical & Dental	6.2%	0.0%	24.1%	30.4%	20.5%	0.0%	79.5%
Nursing & Midwifery	7.1%	0.2%	43.1%	50.4%	14.0%	0.4%	85.5%
Health & Social Care Professionals	9.1%	0.0%	19.4%	28.5%	31.8%	0.0%	68.2%
Management & Administrative	5.8%	0.1%	3.6%	9.5%	61.1%	0.6%	38.3%
General Support	5.5%	0.2%	15.3%	21.0%	26.2%	0.8%	73.0%
Patient & Client Care	8.8%	0.1%	55.9%	64.9%	13.6%	0.2%	86.2%

UH Limerick by Staff Category Apr 2020	Certified absence	Self-certified absence	COVID-19 absence	Total absence	Certified	Self-certified	COVID-19
<b>Total</b>	<b>6.5%</b>	<b>0.2%</b>	<b>4.6%</b>	<b>11.3%</b>	<b>57.2%</b>	<b>2.1%</b>	<b>40.7%</b>
Medical & Dental	2.0%	0.0%	2.5%	<b>4.5%</b>	44.0%	0.7%	55.3%
Nursing & Midwifery	7.0%	0.3%	6.5%	<b>13.8%</b>	50.7%	2.1%	47.2%
Health & Social Care Professionals	5.3%	0.1%	2.8%	<b>8.2%</b>	65.0%	1.5%	33.6%
Management & Administrative	4.8%	0.2%	2.0%	<b>7.0%</b>	69.2%	2.5%	28.3%
General Support	10.0%	0.4%	4.6%	<b>15.0%</b>	67.2%	2.4%	30.5%
Patient & Client Care	10.7%	0.4%	7.4%	<b>18.5%</b>	57.7%	2.2%	40.1%

UMH Limerick by Staff Category Apr 2020	Certified absence	Self-certified absence	COVID-19 absence	Total absence	Certified	Self-certified	COVID-19
<b>Total</b>	<b>8.1%</b>	<b>0.2%</b>	<b>1.8%</b>	<b>10.1%</b>	<b>80.6%</b>	<b>1.9%</b>	<b>17.4%</b>
Medical & Dental	0.7%	0.0%	2.5%	<b>3.2%</b>	21.0%	0.0%	79.0%
Nursing & Midwifery	8.0%	0.2%	0.8%	<b>9.0%</b>	88.7%	2.7%	8.6%
Health & Social Care Professionals	35.4%	0.0%	13.8%	<b>49.2%</b>	71.9%	0.0%	28.1%
Management & Administrative	2.9%	0.0%	5.1%	<b>8.0%</b>	36.3%	0.0%	63.7%
General Support	20.3%	0.4%	2.7%	<b>23.4%</b>	86.7%	1.7%	11.6%
Patient & Client Care	2.3%	0.0%	0.9%	<b>3.2%</b>	72.2%	0.0%	27.8%

University of Limerick Hospital Group Absence Rate - by Staff Category	Medical & Dental	Nursing & Midwifery	Health & Social Care Professionals	Management & Administrative	General Support	Patient & Client Care	Certified absence	Self- certified absence	COVID-19 absence	Total absence
<b>UL HG: 2020</b>	<b>3.9%</b>	<b>10.7%</b>	<b>6.8%</b>	<b>7.3%</b>	<b>12.8%</b>	<b>12.7%</b>	<b>6.5%</b>	<b>0.5%</b>	<b>2.5%</b>	<b>9.5%</b>
April	5.9%	16.2%	9.7%	7.8%	16.4%	19.5%	6.9%	0.2%	6.3%	13.4%
March	4.9%	11.5%	8.3%	8.9%	13.8%	12.2%	6.6%	0.5%	3.3%	10.4%
February	2.5%	6.7%	3.7%	5.6%	9.7%	9.2%	5.8%	0.7%	0.0%	6.4%
January	2.1%	7.7%	5.1%	6.9%	10.5%	10.6%	6.6%	0.7%	0.0%	7.3%
<b>UL HG: 2019</b>	<b>1.5%</b>	<b>6.6%</b>	<b>4.5%</b>	<b>4.8%</b>	<b>9.6%</b>	<b>10.3%</b>	<b>5.6%</b>	<b>0.7%</b>	<b>0.0%</b>	<b>6.3%</b>
December	2.0%	7.5%	5.9%	5.4%	11.3%	11.8%	6.6%	0.8%	0.0%	7.4%
November	1.5%	6.8%	5.3%	5.0%	9.5%	10.0%	5.9%	0.6%	0.0%	6.4%
October	1.7%	7.6%	5.4%	5.3%	9.2%	9.9%	6.2%	0.6%	0.0%	6.8%
September	1.0%	6.7%	5.4%	5.6%	9.3%	8.9%	5.7%	0.6%	0.0%	6.3%
August	1.0%	6.6%	4.8%	6.4%	8.9%	10.0%	5.8%	0.6%	0.0%	6.4%
July	1.1%	6.4%	5.2%	4.7%	8.3%	10.7%	5.6%	0.5%	0.0%	6.1%
June	1.7%	5.1%	4.9%	4.5%	10.6%	11.6%	5.1%	0.9%	0.0%	6.0%
May	2.0%	5.7%	3.4%	4.5%	9.1%	10.1%	5.3%	0.5%	0.0%	5.8%
April	1.5%	6.5%	2.6%	4.3%	8.7%	9.4%	5.3%	0.6%	0.0%	5.8%
March	1.9%	5.9%	4.0%	3.5%	9.0%	9.8%	5.1%	0.6%	0.0%	5.8%
February	1.3%	7.7%	3.4%	4.3%	10.4%	11.4%	5.6%	1.2%	0.0%	6.8%
January	1.2%	7.2%	4.1%	4.8%	10.5%	10.5%	5.6%	1.0%	0.0%	6.6%
<b>UL HG: 2018</b>	<b>0.7%</b>	<b>6.5%</b>	<b>4.1%</b>	<b>5.0%</b>	<b>8.4%</b>	<b>9.3%</b>	<b>5.4%</b>	<b>0.6%</b>	<b>0.0%</b>	<b>6.0%</b>



University of Limerick Hospital Group Absence Rate - by Hospital	Croom Orthopaedic	Ennis	Nenagh	St. John's Limerick	UH Limerick	UMH Limerick	n.a.	Total absence	Certified absence	Self-certified absence	COVID-19 absence
UL HG: 2020 overall	11.7%	10.5%	9.6%	13.9%	8.8%	9.4%		9.5%	6.5%	0.5%	2.5%
Medical & Dental	0.3%	7.4%	6.9%	18.4%	3.0%	2.6%		3.9%	2.2%	0.2%	1.6%
Nursing & Midwifery	14.6%	10.0%	11.5%	17.0%	10.1%	8.4%		10.7%	6.9%	0.6%	3.1%
Health & Social Care Professionals	16.7%	7.1%	8.3%	9.9%	6.3%	31.7%		6.8%	4.4%	0.3%	2.1%
Management & Administrative	7.2%	9.3%	9.1%	7.6%	6.7%	10.5%		7.3%	5.7%	0.3%	1.3%
General Support	9.0%	17.8%	7.9%	7.3%	12.3%	20.4%		12.8%	9.6%	0.6%	2.6%
Patient & Client Care	12.5%	5.4%	7.7%	21.1%	13.7%	3.6%		12.7%	9.0%	0.7%	3.0%
Total April:	13.3%	14.5%	15.1%	36.5%	11.3%	10.1%		13.4%	6.9%	0.2%	6.3%
Medical & Dental	1.4%	16.3%	6.0%	30.4%	4.5%	3.2%		5.9%	2.1%	0.0%	3.7%
Nursing & Midwifery	16.0%	15.0%	19.7%	50.4%	13.8%	9.0%		16.2%	7.5%	0.3%	8.4%
Health & Social Care Professionals	28.1%	10.4%	10.1%	28.5%	8.2%	49.2%		9.7%	5.5%	0.1%	4.2%
Management & Administrative	8.7%	9.9%	11.4%	9.5%	7.0%	8.0%		7.8%	5.4%	0.2%	2.2%
General Support	11.6%	21.6%	13.6%	21.0%	15.0%	23.4%		16.4%	10.3%	0.3%	5.8%
Patient & Client Care	13.8%	8.3%	12.5%	64.9%	18.5%	3.2%		19.5%	9.3%	0.3%	10.0%
Total March:	16.8%	10.3%	10.4%	10.5%	10.0%	10.2%		10.4%	6.6%	0.5%	3.3%
Medical & Dental	0.0%	9.7%	15.9%	13.0%	4.0%	5.0%		4.9%	2.5%	0.2%	2.2%
Nursing & Midwifery	20.5%	11.3%	12.8%	10.6%	11.3%	9.2%		11.5%	7.2%	0.6%	3.6%
Health & Social Care Professionals	27.7%	6.3%	12.4%	6.7%	7.9%	42.3%		8.3%	4.3%	0.2%	3.8%
Management & Administrative	12.9%	8.4%	5.4%	11.6%	8.5%	11.3%		8.9%	5.6%	0.2%	3.1%
General Support	16.1%	14.5%	8.5%	6.7%	14.0%	18.3%		13.8%	9.6%	0.7%	3.5%
Patient & Client Care	17.0%	3.4%	6.5%	12.3%	13.4%	5.7%		12.2%	8.6%	0.6%	2.9%
Total February:	8.6%	7.5%	5.3%	3.6%	6.4%	7.9%		6.4%	5.8%	0.7%	
Medical & Dental	0.0%	0.9%	4.5%	17.7%	1.5%	1.9%		2.5%	2.3%	0.2%	
Nursing & Midwifery	11.3%	6.6%	6.2%	1.4%	7.1%	7.1%		6.7%	6.0%	0.8%	
Health & Social Care Professionals	5.6%	0.3%	0.7%	0.8%	4.2%	11.3%		3.7%	3.1%	0.6%	
Management & Administrative	4.6%	8.8%	7.3%	3.2%	5.3%	8.5%		5.6%	5.3%	0.3%	
General Support	3.1%	14.9%	2.6%	1.0%	9.5%	18.6%		9.7%	8.8%	0.9%	
Patient & Client Care	9.3%	5.7%	5.1%	5.7%	11.4%	3.3%		9.2%	8.2%	1.0%	
Total January:	8.0%	9.5%	7.3%	4.8%	7.1%	9.4%		7.3%	6.6%	0.7%	
Medical & Dental	0.0%	2.1%	0.4%	12.8%	1.7%	0.3%		2.1%	1.9%	0.2%	
Nursing & Midwifery	10.6%	6.7%	6.9%	4.6%	8.0%	8.3%		7.7%	6.8%	0.9%	
Health & Social Care Professionals	0.0%	10.2%	9.3%	2.5%	4.5%	20.8%		5.1%	4.6%	0.5%	
Management & Administrative	2.0%	10.1%	11.7%	6.1%	5.9%	14.3%		6.9%	6.5%	0.4%	
General Support	4.8%	19.6%	6.5%	0.4%	9.2%	21.2%		10.5%	9.7%	0.8%	
Patient & Client Care	9.5%	4.0%	6.8%	3.7%	12.4%	2.0%		10.6%	9.6%	0.9%	
UL HG: 2019 overall	6.8%	7.8%	5.9%	4.5%	6.2%	8.6%	6.3%	6.3%	5.6%	0.7%	
Medical & Dental	0.3%	0.6%	2.3%	3.3%	1.3%	3.1%	1.3%	1.5%	1.4%	0.1%	
Nursing & Midwifery	6.8%	8.2%	6.4%	4.0%	6.5%	8.1%	6.6%	6.6%	5.7%	1.0%	
Health & Social Care Professionals	2.3%	6.2%	10.4%	7.5%	3.7%	4.9%	5.3%	4.5%	4.1%	0.4%	
Management & Administrative	5.0%	6.5%	3.5%	3.3%	5.1%	4.0%	4.8%	4.8%	4.5%	0.4%	
General Support	3.1%	20.4%	17.9%	6.7%	8.8%	14.5%	8.9%	9.6%	8.8%	0.8%	
Patient & Client Care	10.1%	6.3%	3.6%	4.8%	11.3%	18.1%	10.3%	10.3%	9.4%	0.9%	
UL HG: 2018 overall	6.2%	7.4%	5.1%	2.7%	6.5%	7.3%	5.9%	6.0%	5.4%	0.6%	
Medical & Dental	0.1%	4.5%	1.1%	0.5%	1.1%	1.8%	0.5%	0.7%	0.6%	0.1%	
Nursing & Midwifery	7.1%	9.0%	4.4%	1.9%	6.9%	6.8%	6.6%	6.5%	5.8%	0.7%	
Health & Social Care Professionals	3.7%	6.6%	4.2%	1.3%	4.1%	5.9%	4.1%	4.1%	3.8%	0.4%	
Management & Administrative	5.8%	2.6%	3.2%	3.4%	5.1%	3.4%	5.2%	5.0%	4.7%	0.3%	
General Support	2.4%	16.3%	16.9%	4.8%	9.8%	13.2%	7.9%	8.4%	7.8%	0.6%	
Patient & Client Care	8.1%	5.7%	5.6%	4.7%	11.9%	15.3%	8.8%	9.3%	8.4%	0.8%	