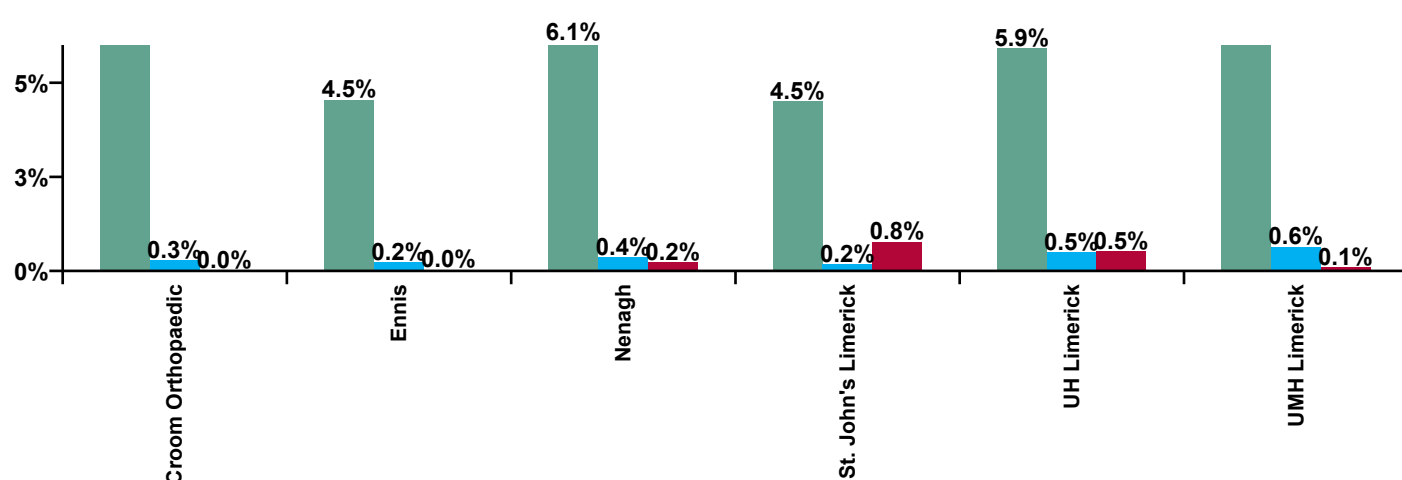


## July 2020

University of Limerick Hospital Group Absence Rate - by Staff Category: Jul 2020	Certified absence	Self- certified absence	COVID-19 absence	Total absence rate	Certified	Self- certified	COVID-19
<b>UL HG</b>	<b>6.0%</b>	<b>0.5%</b>	<b>0.4%</b>	<b>6.9%</b>	<b>87.2%</b>	<b>6.6%</b>	<b>6.2%</b>
Medical & Dental	1.0%	0.1%	0.2%	1.3%	76.5%	10.3%	13.2%
Nursing & Midwifery	6.7%	0.6%	0.6%	7.9%	84.7%	7.7%	7.6%
Health & Social Care Professionals	3.3%	0.1%	0.1%	3.5%	94.5%	2.8%	2.7%
Management & Administrative	5.4%	0.2%	0.6%	6.2%	86.9%	3.8%	9.3%
General Support	10.7%	0.7%	0.3%	11.7%	91.3%	5.8%	2.9%
Patient & Client Care	7.5%	0.7%	0.3%	8.5%	88.7%	7.7%	3.6%

University of Limerick Hospital Group Absence Rate - by Hospital: Jul 2020	Certified absence	Self- certified absence	COVID-19 absence	Total absence rate	Certified	Self- certified	COVID-19
<b>UL HG</b>	<b>6.0%</b>	<b>0.5%</b>	<b>0.4%</b>	<b>6.9%</b>	<b>87.2%</b>	<b>6.6%</b>	<b>6.2%</b>
Croom Orthopaedic	8.9%	0.3%	0.0%	9.2%	97.1%	2.9%	0.0%
Ennis	4.5%	0.2%	0.0%	4.8%	95.0%	4.5%	0.5%
Nenagh	6.1%	0.4%	0.2%	6.6%	91.3%	5.4%	3.3%
St. John's Limerick	4.5%	0.2%	0.8%	5.4%	82.8%	3.0%	14.1%
UH Limerick	5.9%	0.5%	0.5%	6.9%	85.5%	7.1%	7.4%
UMH Limerick	7.4%	0.6%	0.1%	8.1%	91.2%	7.8%	1.0%

Certified, self-certified & COVID-19: Jul 2020

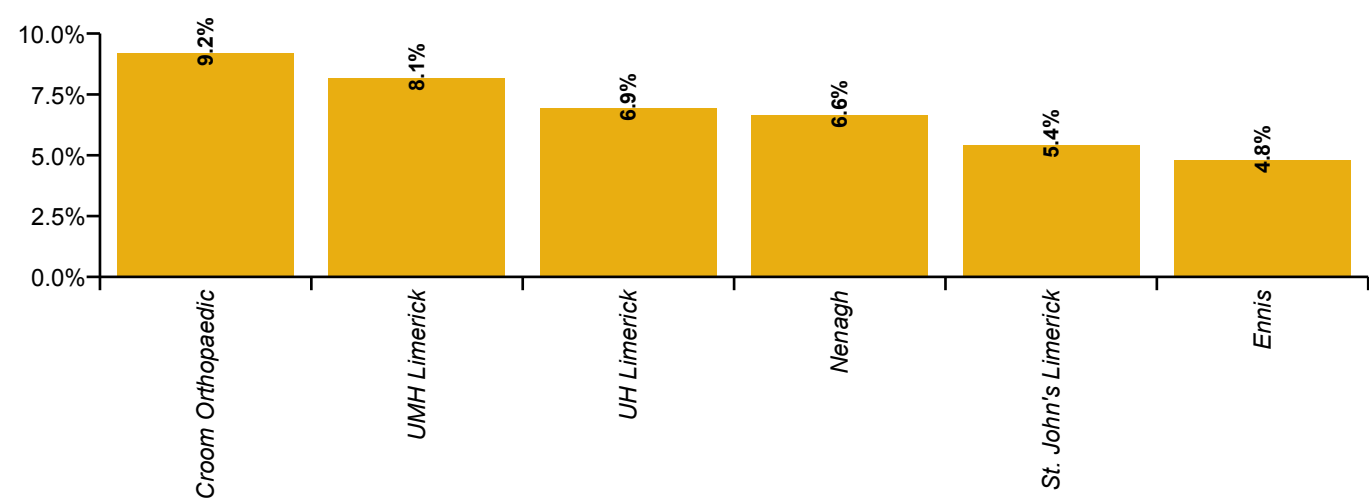


Legend

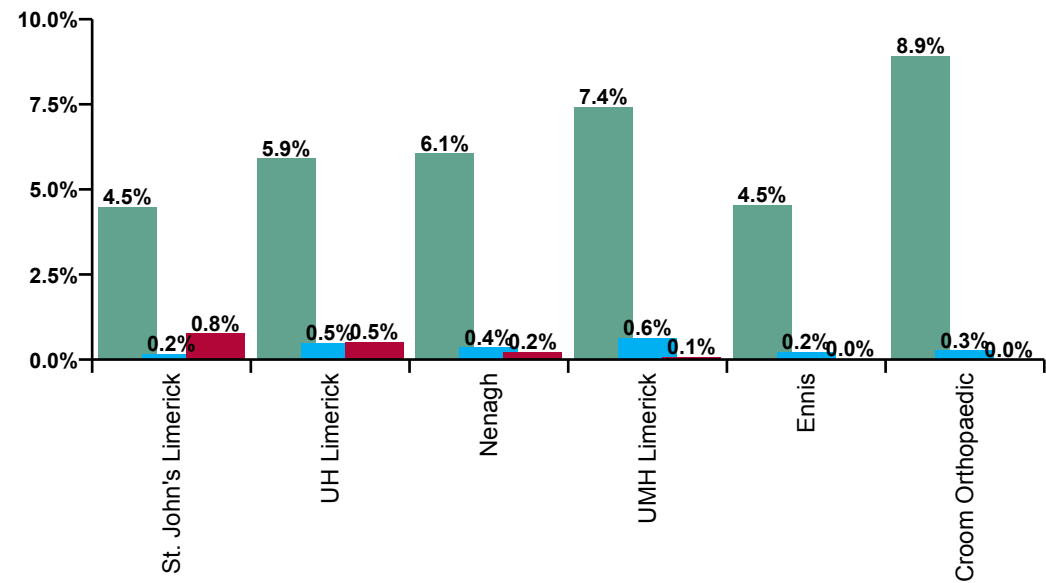
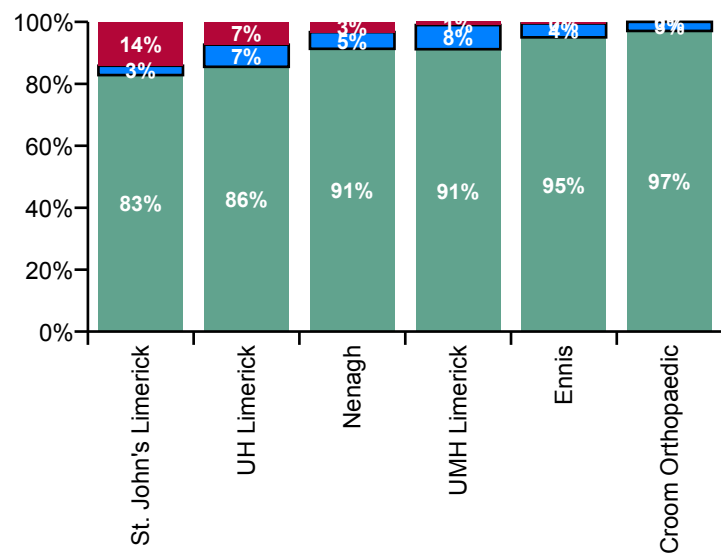
Certified absence
Self-certified absence
COVID-19 absence

University of Limerick Hospital Group Absence type by Hospital: Jul 2020	Certified absence	Self- certified absence	COVID-19 absence	Total absence	Certified	Self- certified	COVID-19
<b>Total (Jul 2020):</b>	<b>6.0%</b>	<b>0.5%</b>	<b>0.4%</b>	<b>6.9%</b>	<b>87.2%</b>	<b>6.6%</b>	<b>6.2%</b>
<i>Croom Orthopaedic</i>	8.9%	0.3%	0.0%	<b>9.2%</b>	97.1%	2.9%	0.0%
<i>Ennis</i>	4.5%	0.2%	0.0%	<b>4.8%</b>	95.0%	4.5%	0.5%
<i>Nenagh</i>	6.1%	0.4%	0.2%	<b>6.6%</b>	91.3%	5.4%	3.3%
<i>St. John's Limerick</i>	4.5%	0.2%	0.8%	<b>5.4%</b>	82.8%	3.0%	14.1%
<i>UH Limerick</i>	5.9%	0.5%	0.5%	<b>6.9%</b>	85.5%	7.1%	7.4%
<i>UMH Limerick</i>	7.4%	0.6%	0.1%	<b>8.1%</b>	91.2%	7.8%	1.0%

Total absence rate by Hospital: Jul 2020



University of Limerick Hospital Group Overall Absence Rate - by Hospital & Staff Category: Jul 2020	Medical & Dental	Nursing & Midwifery	Health & Social Care Professionals	Management & Administrative	General Support	Patient & Client Care	Certified absence	Self- certified absence	COVID-19 absence	Total absence
<b>UL HG</b>	<b>1.3%</b>	<b>7.9%</b>	<b>3.5%</b>	<b>6.2%</b>	<b>11.7%</b>	<b>8.5%</b>	<b>6.0%</b>	<b>0.5%</b>	<b>0.4%</b>	<b>6.9%</b>
<i>Croom Orthopaedic</i>	0.0%	13.1%	0.0%	1.9%	13.1%	8.5%	8.9%	0.3%	0.0%	9.2%
<i>Ennis</i>	0.0%	6.5%	2.5%	3.5%	5.8%	2.0%	4.5%	0.2%	0.0%	4.8%
<i>Nenagh</i>	7.1%	5.8%	3.7%	9.1%	11.3%	5.2%	6.1%	0.4%	0.2%	6.6%
<i>St. John's Limerick</i>	2.5%	3.8%	1.3%	5.4%	15.5%	3.6%	4.5%	0.2%	0.8%	5.4%
<i>UH Limerick</i>	1.0%	8.3%	3.3%	6.6%	11.3%	10.1%	5.9%	0.5%	0.5%	6.9%
<i>UMH Limerick</i>	2.3%	7.7%	48.7%	5.6%	16.4%	7.2%	7.4%	0.6%	0.1%	8.1%



Certified absence

Self-certified absence

COVID-19 absence

## University of Limerick Hospital Group Absence Rate - by Hospital, Staff Category & Absence type: Jul 2020

Croom Orthopaedic by Staff Category Jul 2020	Certified absence	Self-certified absence	COVID-19 absence	Total absence	Certified	Self-certified	COVID-19
<b>Total</b>	<b>8.9%</b>	<b>0.3%</b>	<b>0.0%</b>	<b>9.2%</b>	<b>97.1%</b>	<b>2.9%</b>	<b>0.0%</b>
Medical & Dental				<b>0.0%</b>			
Nursing & Midwifery	12.7%	0.4%	0.0%	<b>13.1%</b>	96.8%	3.2%	0.0%
Health & Social Care Professionals	0.0%	0.0%	0.0%	<b>0.0%</b>			
Management & Administrative	1.4%	0.6%	0.0%	<b>1.9%</b>	71.7%	28.3%	0.0%
General Support	13.1%	0.0%	0.0%	<b>13.1%</b>	100.0%	0.0%	0.0%
Patient & Client Care	8.4%	0.1%	0.0%	<b>8.5%</b>	99.2%	0.8%	0.0%

Ennis by Staff Category Jul 2020	Certified absence	Self-certified absence	COVID-19 absence	Total absence	Certified	Self-certified	COVID-19
<b>Total</b>	<b>4.5%</b>	<b>0.2%</b>	<b>0.0%</b>	<b>4.8%</b>	<b>95.0%</b>	<b>4.5%</b>	<b>0.5%</b>
Medical & Dental				<b>0.0%</b>			
Nursing & Midwifery	6.2%	0.3%	0.0%	<b>6.5%</b>	95.8%	4.2%	0.0%
Health & Social Care Professionals	2.2%	0.0%	0.3%	<b>2.5%</b>	87.5%	0.0%	12.5%
Management & Administrative	3.1%	0.4%	0.0%	<b>3.5%</b>	89.7%	10.3%	0.0%
General Support	5.6%	0.2%	0.0%	<b>5.8%</b>	97.2%	2.8%	0.0%
Patient & Client Care	2.0%	0.0%	0.0%	<b>2.0%</b>	100.0%	0.0%	0.0%

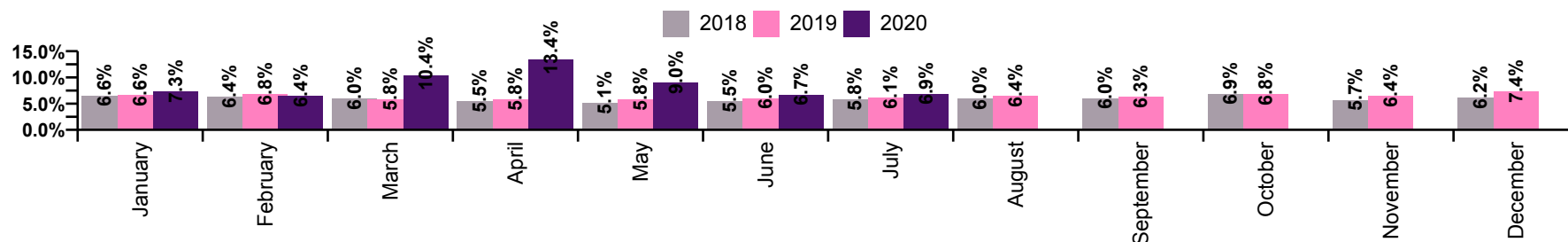
Nenagh by Staff Category Jul 2020	Certified absence	Self-certified absence	COVID-19 absence	Total absence	Certified	Self-certified	COVID-19
<b>Total</b>	<b>6.1%</b>	<b>0.4%</b>	<b>0.2%</b>	<b>6.6%</b>	<b>91.3%</b>	<b>5.4%</b>	<b>3.3%</b>
Medical & Dental	6.9%	0.3%	0.0%	<b>7.1%</b>	96.2%	3.8%	0.0%
Nursing & Midwifery	4.7%	0.5%	0.5%	<b>5.8%</b>	81.4%	9.5%	9.0%
Health & Social Care Professionals	3.7%	0.0%	0.0%	<b>3.7%</b>	100.0%	0.0%	0.0%
Management & Administrative	9.0%	0.1%	0.0%	<b>9.1%</b>	98.6%	1.4%	0.0%
General Support	11.1%	0.2%	0.0%	<b>11.3%</b>	97.9%	2.1%	0.0%
Patient & Client Care	4.9%	0.3%	0.0%	<b>5.2%</b>	93.7%	6.3%	0.0%

St. John's Limerick by Staff Category Jul 2020	Certified absence	Self-certified absence	COVID-19 absence	Total absence	Certified	Self-certified	COVID-19
<b>Total</b>	<b>4.5%</b>	<b>0.2%</b>	<b>0.8%</b>	<b>5.4%</b>	<b>82.8%</b>	<b>3.0%</b>	<b>14.1%</b>
Medical & Dental	2.3%	0.2%	0.0%	<b>2.5%</b>	91.7%	8.3%	0.0%
Nursing & Midwifery	2.6%	0.3%	1.0%	<b>3.8%</b>	67.5%	7.0%	25.4%
Health & Social Care Professionals	1.3%	0.0%	0.0%	<b>1.3%</b>	100.0%	0.0%	0.0%
Management & Administrative	5.0%	0.1%	0.3%	<b>5.4%</b>	92.3%	2.2%	5.5%
General Support	13.2%	0.0%	2.3%	<b>15.5%</b>	85.3%	0.0%	14.7%
Patient & Client Care	3.5%	0.1%	0.0%	<b>3.6%</b>	96.5%	3.5%	0.0%

UH Limerick by Staff Category Jul 2020	Certified absence	Self-certified absence	COVID-19 absence	Total absence	Certified	Self-certified	COVID-19
<b>Total</b>	<b>5.9%</b>	<b>0.5%</b>	<b>0.5%</b>	<b>6.9%</b>	<b>85.5%</b>	<b>7.1%</b>	<b>7.4%</b>
Medical & Dental	0.7%	0.1%	0.2%	1.0%	71.3%	8.0%	20.7%
Nursing & Midwifery	6.9%	0.7%	0.8%	8.3%	82.6%	8.2%	9.2%
Health & Social Care Professionals	3.1%	0.1%	0.1%	3.3%	93.5%	3.5%	3.0%
Management & Administrative	5.6%	0.2%	0.8%	6.6%	84.5%	3.5%	12.0%
General Support	10.3%	0.8%	0.2%	11.3%	91.3%	6.7%	2.0%
Patient & Client Care	8.6%	1.0%	0.5%	10.1%	85.6%	9.6%	4.9%

UMH Limerick by Staff Category Jul 2020	Certified absence	Self-certified absence	COVID-19 absence	Total absence	Certified	Self-certified	COVID-19
<b>Total</b>	<b>7.4%</b>	<b>0.6%</b>	<b>0.1%</b>	<b>8.1%</b>	<b>91.2%</b>	<b>7.8%</b>	<b>1.0%</b>
Medical & Dental	1.6%	0.7%	0.0%	2.3%	68.3%	31.7%	0.0%
Nursing & Midwifery	7.0%	0.6%	0.1%	7.7%	90.9%	7.9%	1.2%
Health & Social Care Professionals	48.7%	0.0%	0.0%	48.7%	100.0%	0.0%	0.0%
Management & Administrative	5.3%	0.3%	0.0%	5.6%	95.1%	4.9%	0.0%
General Support	14.8%	1.3%	0.2%	16.4%	90.5%	8.0%	1.4%
Patient & Client Care	7.2%	0.0%	0.0%	7.2%	100.0%	0.0%	0.0%

University of Limerick Hospital Group Absence Rate - by Staff Category	Medical & Dental	Nursing & Midwifery	Health & Social Care Professionals	Management & Administrative	General Support	Patient & Client Care	Certified absence	Self- certified absence	COVID-19 absence	Total absence
<b>UL HG: 2020</b>	<b>2.9%</b>	<b>9.8%</b>	<b>5.9%</b>	<b>6.7%</b>	<b>12.6%</b>	<b>11.2%</b>	<b>6.3%</b>	<b>0.5%</b>	<b>1.9%</b>	<b>8.6%</b>
July	1.3%	7.9%	3.5%	6.2%	11.7%	8.5%	6.0%	0.5%	0.4%	6.9%
June	1.3%	8.0%	3.6%	5.1%	11.9%	8.2%	5.6%	0.4%	0.6%	6.7%
May	3.0%	10.3%	7.1%	6.3%	13.2%	10.8%	6.3%	0.3%	2.3%	9.0%
April	5.9%	16.2%	9.7%	7.8%	16.4%	19.5%	6.9%	0.2%	6.3%	13.4%
March	4.9%	11.5%	8.3%	8.9%	13.8%	12.2%	6.6%	0.5%	3.3%	10.4%
February	2.5%	6.7%	3.7%	5.6%	9.7%	9.2%	5.8%	0.7%	0.0%	6.4%
January	2.1%	7.7%	5.1%	6.9%	10.5%	10.6%	6.6%	0.7%	0.0%	7.3%
<b>UL HG: 2019</b>	<b>1.5%</b>	<b>6.6%</b>	<b>4.5%</b>	<b>4.8%</b>	<b>9.6%</b>	<b>10.3%</b>	<b>5.6%</b>	<b>0.7%</b>	<b>0.0%</b>	<b>6.3%</b>
December	2.0%	7.5%	5.9%	5.4%	11.3%	11.8%	6.6%	0.8%	0.0%	7.4%
November	1.5%	6.8%	5.3%	5.0%	9.5%	10.0%	5.9%	0.6%	0.0%	6.4%
October	1.7%	7.6%	5.4%	5.3%	9.2%	9.9%	6.2%	0.6%	0.0%	6.8%
September	1.0%	6.7%	5.4%	5.6%	9.3%	8.9%	5.7%	0.6%	0.0%	6.3%
August	1.0%	6.6%	4.8%	6.4%	8.9%	10.0%	5.8%	0.6%	0.0%	6.4%
July	1.1%	6.4%	5.2%	4.7%	8.3%	10.7%	5.6%	0.5%	0.0%	6.1%
June	1.7%	5.1%	4.9%	4.5%	10.6%	11.6%	5.1%	0.9%	0.0%	6.0%
May	2.0%	5.7%	3.4%	4.5%	9.1%	10.1%	5.3%	0.5%	0.0%	5.8%
April	1.5%	6.5%	2.6%	4.3%	8.7%	9.4%	5.3%	0.6%	0.0%	5.8%
March	1.9%	5.9%	4.0%	3.5%	9.0%	9.8%	5.1%	0.6%	0.0%	5.8%
February	1.3%	7.7%	3.4%	4.3%	10.4%	11.4%	5.6%	1.2%	0.0%	6.8%
January	1.2%	7.2%	4.1%	4.8%	10.5%	10.5%	5.6%	1.0%	0.0%	6.6%
<b>UL HG: 2018</b>	<b>0.7%</b>	<b>6.5%</b>	<b>4.1%</b>	<b>5.0%</b>	<b>8.4%</b>	<b>9.3%</b>	<b>5.4%</b>	<b>0.6%</b>	<b>0.0%</b>	<b>6.0%</b>



University of Limerick Hospital Group Absence Rate - by Hospital	Croom Orthopaedic	Ennis	Nenagh	St. John's Limerick	UH Limerick	UMH Limerick	Total absence	Certified absence	Self-certified absence	COVID-19 absence
<b>UL HG: 2020 overall</b>	<b>10.9%</b>	<b>8.8%</b>	<b>9.2%</b>	<b>11.6%</b>	<b>8.1%</b>	<b>9.0%</b>	<b>8.6%</b>	<b>6.3%</b>	<b>0.5%</b>	<b>1.9%</b>
Medical & Dental	0.2%	5.4%	7.0%	12.0%	2.2%	2.6%	2.9%	1.7%	0.1%	1.1%
Nursing & Midwifery	14.0%	9.1%	10.5%	13.9%	9.5%	8.0%	9.8%	6.8%	0.6%	2.4%
Health & Social Care Professionals	7.6%	6.3%	5.8%	6.6%	5.5%	37.2%	5.9%	4.2%	0.2%	1.5%
Management & Administrative	5.3%	7.6%	8.1%	7.2%	6.3%	8.6%	6.7%	5.3%	0.3%	1.1%
General Support	14.3%	14.1%	12.3%	8.9%	11.9%	19.2%	12.6%	10.0%	0.6%	1.9%
Patient & Client Care	10.8%	3.3%	7.4%	17.5%	12.1%	6.0%	11.2%	8.3%	0.6%	2.3%
<b>Total July:</b>	<b>9.2%</b>	<b>4.8%</b>	<b>6.6%</b>	<b>5.4%</b>	<b>6.9%</b>	<b>8.1%</b>	<b>6.9%</b>	<b>6.0%</b>	<b>0.5%</b>	<b>0.4%</b>
Medical & Dental	0.0%	0.0%	7.1%	2.5%	1.0%	2.3%	1.3%	1.0%	0.1%	0.2%
Nursing & Midwifery	13.1%	6.5%	5.8%	3.8%	8.3%	7.7%	7.9%	6.7%	0.6%	0.6%
Health & Social Care Professionals	0.0%	2.5%	3.7%	1.3%	3.3%	48.7%	3.5%	3.3%	0.1%	0.1%
Management & Administrative	1.9%	3.5%	9.1%	5.4%	6.6%	5.6%	6.2%	5.4%	0.2%	0.6%
General Support	13.1%	5.8%	11.3%	15.5%	11.3%	16.4%	11.7%	10.7%	0.7%	0.3%
Patient & Client Care	8.5%	2.0%	5.2%	3.6%	10.1%	7.2%	8.5%	7.5%	0.7%	0.3%
<b>Total June:</b>	<b>10.2%</b>	<b>5.2%</b>	<b>8.4%</b>	<b>6.8%</b>	<b>6.3%</b>	<b>8.7%</b>	<b>6.7%</b>	<b>5.6%</b>	<b>0.4%</b>	<b>0.6%</b>
Medical & Dental	0.0%	2.0%	5.9%	2.8%	0.9%	3.1%	1.3%	1.0%	0.0%	0.2%
Nursing & Midwifery	13.3%	6.9%	9.3%	9.3%	7.7%	7.5%	8.0%	6.6%	0.7%	0.8%
Health & Social Care Professionals	0.0%	3.3%	0.6%	0.4%	3.6%	29.3%	3.6%	3.1%	0.2%	0.3%
Management & Administrative	2.5%	4.2%	4.2%	4.9%	5.2%	6.5%	5.1%	4.2%	0.3%	0.6%
General Support	29.1%	5.7%	20.5%	7.7%	11.1%	18.9%	11.9%	10.5%	0.7%	0.7%
Patient & Client Care	8.1%	0.1%	7.3%	7.4%	8.6%	12.9%	8.2%	6.9%	0.4%	1.0%
<b>Total May:</b>	<b>10.4%</b>	<b>9.6%</b>	<b>10.7%</b>	<b>13.7%</b>	<b>8.3%</b>	<b>8.5%</b>	<b>9.0%</b>	<b>6.3%</b>	<b>0.3%</b>	<b>2.3%</b>
Medical & Dental	0.0%	7.6%	8.2%	6.0%	2.6%	2.4%	3.0%	1.5%	0.0%	1.4%
Nursing & Midwifery	13.5%	9.8%	12.4%	16.5%	9.9%	7.3%	10.3%	6.9%	0.4%	3.0%
Health & Social Care Professionals	0.0%	9.8%	2.7%	6.9%	6.6%	52.5%	7.1%	5.0%	0.1%	2.0%
Management & Administrative	4.0%	7.5%	7.2%	9.9%	5.7%	6.2%	6.3%	4.8%	0.2%	1.2%
General Support	22.0%	14.5%	21.9%	9.9%	12.2%	17.6%	13.2%	10.4%	0.6%	2.2%
Patient & Client Care	8.6%	0.9%	8.2%	27.4%	10.6%	7.6%	10.8%	7.3%	0.5%	3.0%
<b>Total April:</b>	<b>13.3%</b>	<b>14.5%</b>	<b>15.1%</b>	<b>36.5%</b>	<b>11.3%</b>	<b>10.1%</b>	<b>13.4%</b>	<b>6.9%</b>	<b>0.2%</b>	<b>6.3%</b>
Medical & Dental	1.4%	16.3%	6.0%	30.4%	4.5%	3.2%	5.9%	2.1%	0.0%	3.7%
Nursing & Midwifery	16.0%	15.0%	19.7%	50.4%	13.8%	9.0%	16.2%	7.5%	0.3%	8.4%
Health & Social Care Professionals	28.1%	10.4%	10.1%	28.5%	8.2%	49.2%	9.7%	5.5%	0.1%	4.2%
Management & Administrative	8.7%	9.9%	11.4%	9.5%	7.0%	8.0%	7.8%	5.4%	0.2%	2.2%
General Support	11.6%	21.6%	13.6%	21.0%	15.0%	23.4%	16.4%	10.3%	0.3%	5.8%
Patient & Client Care	13.8%	8.3%	12.5%	64.9%	18.5%	3.2%	19.5%	9.3%	0.3%	10.0%
<b>Total March:</b>	<b>16.8%</b>	<b>10.3%</b>	<b>10.4%</b>	<b>10.5%</b>	<b>10.0%</b>	<b>10.2%</b>	<b>10.4%</b>	<b>6.6%</b>	<b>0.5%</b>	<b>3.3%</b>
Medical & Dental	0.0%	9.7%	15.9%	13.0%	4.0%	5.0%	4.9%	2.5%	0.2%	2.2%
Nursing & Midwifery	20.5%	11.3%	12.8%	10.6%	11.3%	9.2%	11.5%	7.2%	0.6%	3.6%
Health & Social Care Professionals	27.7%	6.3%	12.4%	6.7%	7.9%	42.3%	8.3%	4.3%	0.2%	3.8%
Management & Administrative	12.9%	8.4%	5.4%	11.6%	8.5%	11.3%	8.9%	5.6%	0.2%	3.1%
General Support	16.1%	14.5%	8.5%	6.7%	14.0%	18.3%	13.8%	9.6%	0.7%	3.5%
Patient & Client Care	17.0%	3.4%	6.5%	12.3%	13.4%	5.7%	12.2%	8.6%	0.6%	2.9%
<b>Total February:</b>	<b>8.6%</b>	<b>7.5%</b>	<b>5.3%</b>	<b>3.6%</b>	<b>6.4%</b>	<b>7.9%</b>	<b>6.4%</b>	<b>5.8%</b>	<b>0.7%</b>	
Medical & Dental	0.0%	0.9%	4.5%	17.7%	1.5%	1.9%	2.5%	2.3%	0.2%	
Nursing & Midwifery	11.3%	6.6%	6.2%	1.4%	7.1%	7.1%	6.7%	6.0%	0.8%	
Health & Social Care Professionals	5.6%	0.3%	0.7%	0.8%	4.2%	11.3%	3.7%	3.1%	0.6%	
Management & Administrative	4.6%	8.8%	7.3%	3.2%	5.3%	8.5%	5.6%	5.3%	0.3%	
General Support	3.1%	14.9%	2.6%	1.0%	9.5%	18.6%	9.7%	8.8%	0.9%	
Patient & Client Care	9.3%	5.7%	5.1%	5.7%	11.4%	3.3%	9.2%	8.2%	1.0%	
<b>Total January:</b>	<b>8.0%</b>	<b>9.5%</b>	<b>7.3%</b>	<b>4.8%</b>	<b>7.1%</b>	<b>9.4%</b>	<b>7.3%</b>	<b>6.6%</b>	<b>0.7%</b>	
Medical & Dental	0.0%	2.1%	0.4%	12.8%	1.7%	0.3%	2.1%	1.9%	0.2%	
Nursing & Midwifery	10.6%	6.7%	6.9%	4.6%	8.0%	8.3%	7.7%	6.8%	0.9%	
Health & Social Care Professionals	0.0%	10.2%	9.3%	2.5%	4.5%	20.8%	5.1%	4.6%	0.5%	
Management & Administrative	2.0%	10.1%	11.7%	6.1%	5.9%	14.3%	6.9%	6.5%	0.4%	
General Support	4.8%	19.6%	6.5%	0.4%	9.2%	21.2%	10.5%	9.7%	0.8%	
Patient & Client Care	9.5%	4.0%	6.8%	3.7%	12.4%	2.0%	10.6%	9.6%	0.9%	
<b>UL HG: 2019 overall</b>	<b>6.6%</b>	<b>7.8%</b>	<b>5.9%</b>	<b>4.4%</b>	<b>6.1%</b>	<b>8.7%</b>	<b>6.3%</b>	<b>5.6%</b>	<b>0.7%</b>	
Medical & Dental	0.2%	1.4%	1.9%	3.6%	1.2%	2.9%	1.5%	1.4%	0.1%	
Nursing & Midwifery	6.5%	8.1%	6.5%	4.0%	6.5%	8.2%	6.6%	5.7%	1.0%	
Health & Social Care Professionals	1.9%	6.4%	10.6%	7.5%	3.9%	5.2%	4.5%	4.1%	0.4%	
Management & Administrative	5.2%	6.4%	4.1%	3.3%	5.0%	4.3%	4.8%	4.5%	0.4%	
General Support	2.8%	20.0%	15.5%	6.3%	8.8%	14.7%	9.6%	8.8%	0.8%	
Patient & Client Care	9.8%	6.4%	3.8%	4.5%	11.3%	18.4%	10.3%	9.4%	0.9%	
<b>UL HG: 2018 overall</b>	<b>5.6%</b>	<b>7.0%</b>	<b>4.9%</b>	<b>3.0%</b>	<b>6.1%</b>	<b>7.9%</b>	<b>6.0%</b>	<b>5.4%</b>	<b>0.6%</b>	
Medical & Dental	0.1%	2.4%	0.6%	0.3%	0.6%	1.4%	0.7%	0.6%	0.1%	
Nursing & Midwifery	5.4%	8.8%	5.5%	2.9%	6.7%	7.9%	6.5%	5.8%	0.7%	
Health & Social Care Professionals	1.8%	7.9%	2.2%	1.8%	4.1%	10.2%	4.1%	3.8%	0.4%	
Management & Administrative	8.3%	4.2%	4.2%	2.4%	5.4%	4.7%	5.0%	4.7%	0.3%	
General Support	2.2%	6.2%	10.0%	5.2%	9.1%	9.9%	8.4%	7.8%	0.6%	
Patient & Client Care	7.8%	6.5%	4.5%	5.1%	10.0%	15.8%	9.3%	8.4%	0.8%	