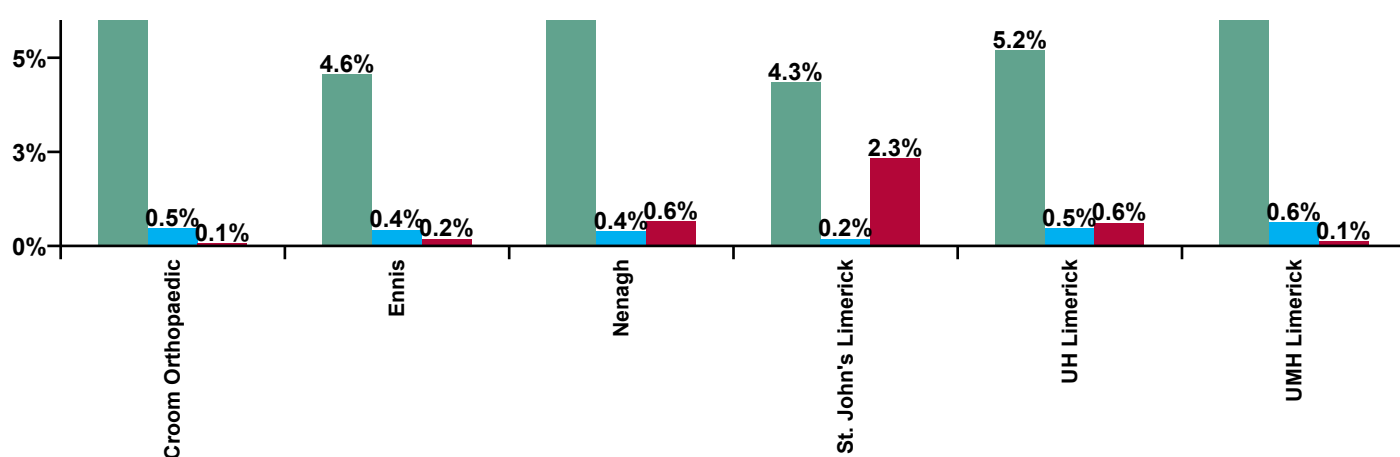


June 2020

University of Limerick Hospital Group Absence Rate - by Staff Category: Jun 2020	Certified absence	Self- certified absence	COVID-19 absence	Total absence rate	Certified	Self- certified	COVID-19
UL HG	5.6%	0.4%	0.6%	6.7%	83.8%	6.6%	9.6%
Medical & Dental	1.0%	0.0%	0.2%	1.3%	78.9%	3.1%	18.0%
Nursing & Midwifery	6.6%	0.7%	0.8%	8.0%	82.0%	8.3%	9.7%
Health & Social Care Professionals	3.1%	0.2%	0.3%	3.6%	85.5%	5.7%	8.8%
Management & Administrative	4.2%	0.3%	0.6%	5.1%	82.3%	5.0%	12.7%
General Support	10.5%	0.7%	0.7%	11.9%	88.4%	5.6%	5.9%
Patient & Client Care	6.9%	0.4%	1.0%	8.2%	83.6%	4.6%	11.8%

University of Limerick Hospital Group Absence Rate - by Hospital: Jun 2020	Certified absence	Self- certified absence	COVID-19 absence	Total absence rate	Certified	Self- certified	COVID-19
UL HG	5.6%	0.4%	0.6%	6.7%	83.8%	6.6%	9.6%
Croom Orthopaedic	9.7%	0.5%	0.1%	10.2%	94.9%	4.5%	0.6%
Ennis	4.6%	0.4%	0.2%	5.2%	88.2%	8.2%	3.5%
Nenagh	7.4%	0.4%	0.6%	8.4%	87.8%	4.5%	7.7%
St. John's Limerick	4.3%	0.2%	2.3%	6.8%	63.5%	2.7%	33.8%
UH Limerick	5.2%	0.5%	0.6%	6.3%	83.0%	7.3%	9.8%
UMH Limerick	8.0%	0.6%	0.1%	8.7%	91.5%	7.2%	1.3%

Certified, self-certified & COVID-19: Jun 2020

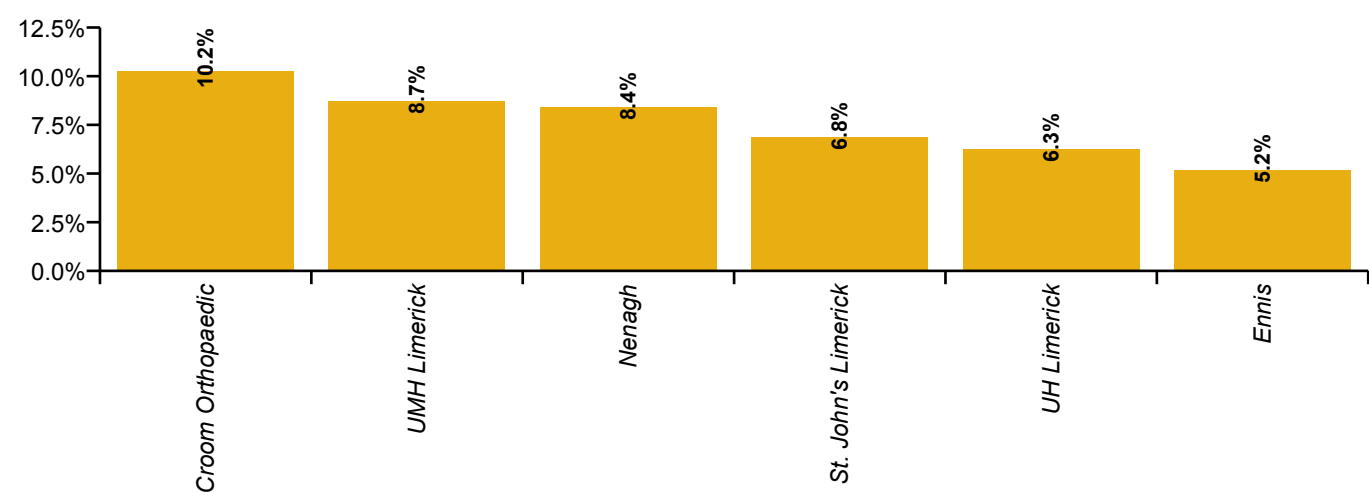


Legend

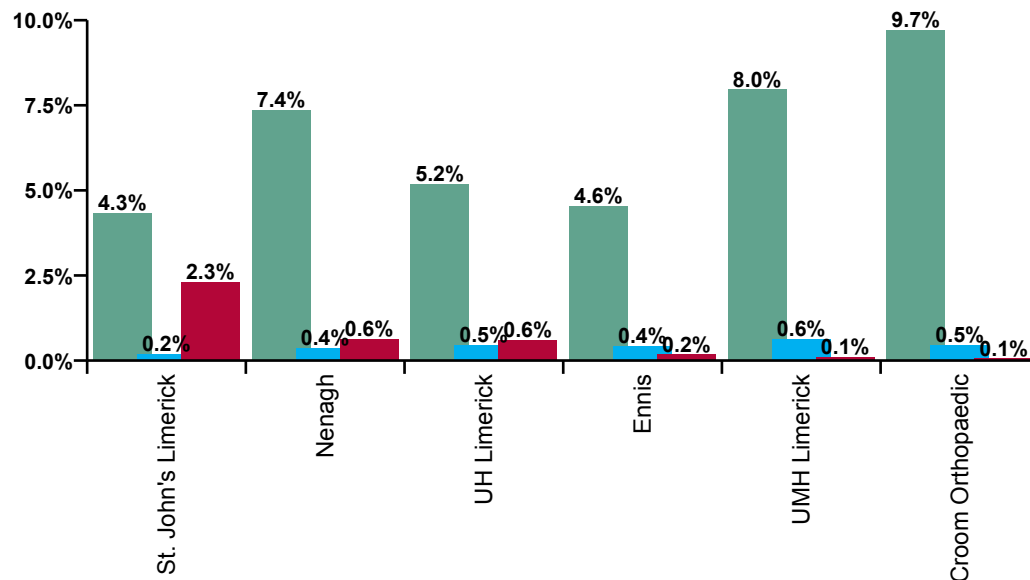
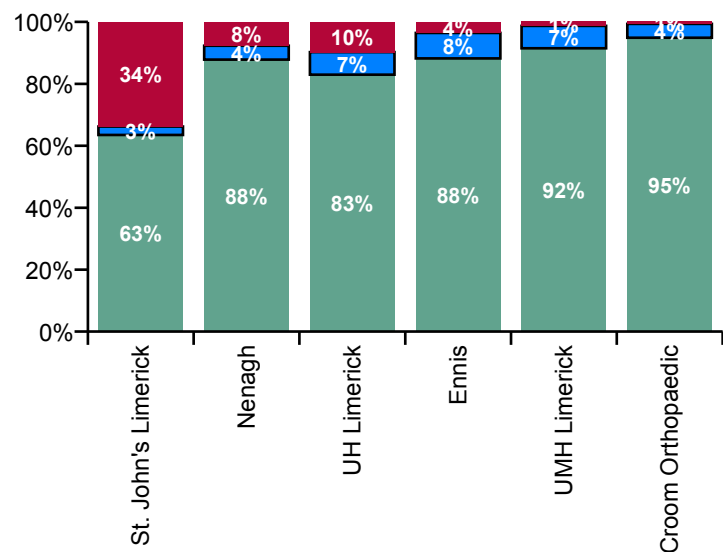
Certified absence
Self-certified absence
COVID-19 absence

University of Limerick Hospital Group Absence type by Hospital: Jun 2020	Certified absence	Self- certified absence	COVID-19 absence	Total absence	Certified	Self- certified	COVID-19
Total (Jun 2020):	5.6%	0.4%	0.6%	6.7%	83.8%	6.6%	9.6%
<i>Croom Orthopaedic</i>	9.7%	0.5%	0.1%	10.2%	94.9%	4.5%	0.6%
<i>Ennis</i>	4.6%	0.4%	0.2%	5.2%	88.2%	8.2%	3.5%
<i>Nenagh</i>	7.4%	0.4%	0.6%	8.4%	87.8%	4.5%	7.7%
<i>St. John's Limerick</i>	4.3%	0.2%	2.3%	6.8%	63.5%	2.7%	33.8%
<i>UH Limerick</i>	5.2%	0.5%	0.6%	6.3%	83.0%	7.3%	9.8%
<i>UMH Limerick</i>	8.0%	0.6%	0.1%	8.7%	91.5%	7.2%	1.3%

Total absence rate by Hospital: Jun 2020



University of Limerick Hospital Group Overall Absence Rate - by Hospital & Staff Category: Jun 2020	Medical & Dental	Nursing & Midwifery	Health & Social Care Professionals	Management & Administrative	General Support	Patient & Client Care	Certified absence	Self- certified absence	COVID-19 absence	Total absence
UL HG	1.3%	8.0%	3.6%	5.1%	11.9%	8.2%	5.6%	0.4%	0.6%	6.7%
<i>Croom Orthopaedic</i>	0.0%	13.3%	0.0%	2.5%	29.1%	8.1%	9.7%	0.5%	0.1%	10.2%
<i>Ennis</i>	2.0%	6.9%	3.3%	4.2%	5.7%	0.1%	4.6%	0.4%	0.2%	5.2%
<i>Nenagh</i>	5.9%	9.3%	0.6%	4.2%	20.5%	7.3%	7.4%	0.4%	0.6%	8.4%
<i>St. John's Limerick</i>	2.8%	9.3%	0.4%	4.9%	7.7%	7.4%	4.3%	0.2%	2.3%	6.8%
<i>UH Limerick</i>	0.9%	7.7%	3.6%	5.2%	11.1%	8.6%	5.2%	0.5%	0.6%	6.3%
<i>UMH Limerick</i>	3.1%	7.5%	29.3%	6.5%	18.9%	12.9%	8.0%	0.6%	0.1%	8.7%



Certified absence

Self-certified absence

COVID-19 absence

University of Limerick Hospital Group Absence Rate - by Hospital, Staff Category & Absence type: Jun 2020

Croom Orthopaedic by Staff Category Jun 2020	Certified absence	Self-certified absence	COVID-19 absence	Total absence	Certified	Self-certified	COVID-19
Total	9.7%	0.5%	0.1%	10.2%	94.9%	4.5%	0.6%
Medical & Dental				0.0%			
Nursing & Midwifery	12.9%	0.4%	0.0%	13.3%	97.3%	2.7%	0.0%
Health & Social Care Professionals	0.0%	0.0%	0.0%	0.0%			
Management & Administrative	1.3%	0.7%	0.5%	2.5%	50.8%	29.9%	19.3%
General Support	29.1%	0.0%	0.0%	29.1%	100.0%	0.0%	0.0%
Patient & Client Care	7.4%	0.7%	0.0%	8.1%	91.1%	8.9%	0.0%

Ennis by Staff Category Jun 2020	Certified absence	Self-certified absence	COVID-19 absence	Total absence	Certified	Self-certified	COVID-19
Total	4.6%	0.4%	0.2%	5.2%	88.2%	8.2%	3.5%
Medical & Dental	2.0%	0.0%	0.0%	2.0%	100.0%	0.0%	0.0%
Nursing & Midwifery	6.2%	0.4%	0.2%	6.9%	90.5%	6.4%	3.1%
Health & Social Care Professionals	1.9%	0.8%	0.6%	3.3%	58.0%	25.2%	16.8%
Management & Administrative	3.7%	0.4%	0.0%	4.2%	89.7%	10.3%	0.0%
General Support	5.0%	0.5%	0.3%	5.7%	87.0%	8.4%	4.6%
Patient & Client Care	0.1%	0.0%	0.0%	0.1%	100.0%	0.0%	0.0%

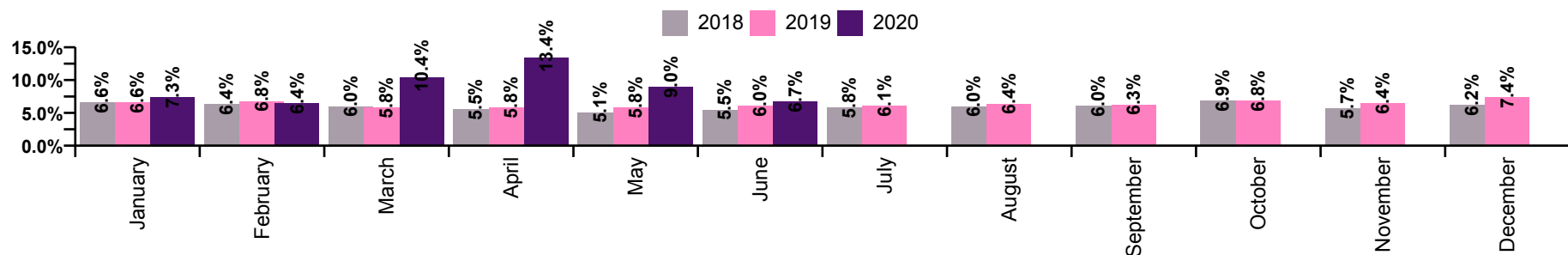
Nenagh by Staff Category Jun 2020	Certified absence	Self-certified absence	COVID-19 absence	Total absence	Certified	Self-certified	COVID-19
Total	7.4%	0.4%	0.6%	8.4%	87.8%	4.5%	7.7%
Medical & Dental	5.9%	0.0%	0.0%	5.9%	100.0%	0.0%	0.0%
Nursing & Midwifery	8.3%	0.7%	0.2%	9.3%	90.1%	7.4%	2.5%
Health & Social Care Professionals	0.6%	0.0%	0.0%	0.6%	100.0%	0.0%	0.0%
Management & Administrative	3.8%	0.4%	0.0%	4.2%	90.9%	9.1%	0.0%
General Support	15.2%	0.0%	5.2%	20.5%	74.3%	0.0%	25.7%
Patient & Client Care	6.8%	0.1%	0.3%	7.3%	94.4%	1.9%	3.8%

St. John's Limerick by Staff Category Jun 2020	Certified absence	Self-certified absence	COVID-19 absence	Total absence	Certified	Self-certified	COVID-19
Total	4.3%	0.2%	2.3%	6.8%	63.5%	2.7%	33.8%
Medical & Dental	2.7%	0.1%	0.0%	2.8%	95.4%	4.6%	0.0%
Nursing & Midwifery	5.5%	0.2%	3.6%	9.3%	58.7%	2.6%	38.7%
Health & Social Care Professionals	0.0%	0.4%	0.0%	0.4%	0.0%	100.0%	0.0%
Management & Administrative	4.8%	0.1%	0.0%	4.9%	97.5%	2.5%	0.0%
General Support	4.1%	0.1%	3.6%	7.7%	52.3%	1.2%	46.5%
Patient & Client Care	3.6%	0.1%	3.6%	7.4%	49.1%	1.7%	49.2%

UH Limerick by Staff Category Jun 2020	Certified absence	Self-certified absence	COVID-19 absence	Total absence	Certified	Self-certified	COVID-19
Total	5.2%	0.5%	0.6%	6.3%	83.0%	7.3%	9.8%
Medical & Dental	0.6%	0.0%	0.3%	0.9%	66.7%	1.2%	32.1%
Nursing & Midwifery	6.2%	0.7%	0.8%	7.7%	80.6%	9.4%	10.0%
Health & Social Care Professionals	3.1%	0.2%	0.3%	3.6%	86.0%	4.6%	9.4%
Management & Administrative	4.1%	0.2%	0.9%	5.2%	78.4%	4.2%	17.4%
General Support	10.0%	0.8%	0.2%	11.1%	90.4%	7.4%	2.2%
Patient & Client Care	7.1%	0.4%	1.1%	8.6%	82.8%	4.8%	12.4%

UMH Limerick by Staff Category Jun 2020	Certified absence	Self-certified absence	COVID-19 absence	Total absence	Certified	Self-certified	COVID-19
Total	8.0%	0.6%	0.1%	8.7%	91.5%	7.2%	1.3%
Medical & Dental	2.7%	0.3%	0.0%	3.1%	89.4%	10.6%	0.0%
Nursing & Midwifery	6.6%	0.8%	0.1%	7.5%	88.3%	10.7%	1.0%
Health & Social Care Professionals	29.3%	0.0%	0.0%	29.3%	100.0%	0.0%	0.0%
Management & Administrative	6.2%	0.3%	0.0%	6.5%	95.4%	4.6%	0.0%
General Support	17.9%	0.5%	0.6%	18.9%	94.6%	2.5%	2.9%
Patient & Client Care	12.5%	0.4%	0.0%	12.9%	96.9%	3.1%	0.0%

University of Limerick Hospital Group Absence Rate - by Staff Category	Medical & Dental	Nursing & Midwifery	Health & Social Care Professionals	Management & Administrative	General Support	Patient & Client Care	Certified absence	Self-certified absence	COVID-19 absence	Total absence
UL HG: 2020	3.2%	10.2%	6.3%	6.8%	12.7%	11.7%	6.3%	0.5%	2.1%	8.9%
June	1.3%	8.0%	3.6%	5.1%	11.9%	8.2%	5.6%	0.4%	0.6%	6.7%
May	3.0%	10.3%	7.1%	6.3%	13.2%	10.8%	6.3%	0.3%	2.3%	9.0%
April	5.9%	16.2%	9.7%	7.8%	16.4%	19.5%	6.9%	0.2%	6.3%	13.4%
March	4.9%	11.5%	8.3%	8.9%	13.8%	12.2%	6.6%	0.5%	3.3%	10.4%
February	2.5%	6.7%	3.7%	5.6%	9.7%	9.2%	5.8%	0.7%	0.0%	6.4%
January	2.1%	7.7%	5.1%	6.9%	10.5%	10.6%	6.6%	0.7%	0.0%	7.3%
UL HG: 2019	1.5%	6.6%	4.5%	4.8%	9.6%	10.3%	5.6%	0.7%	0.0%	6.3%
December	2.0%	7.5%	5.9%	5.4%	11.3%	11.8%	6.6%	0.8%	0.0%	7.4%
November	1.5%	6.8%	5.3%	5.0%	9.5%	10.0%	5.9%	0.6%	0.0%	6.4%
October	1.7%	7.6%	5.4%	5.3%	9.2%	9.9%	6.2%	0.6%	0.0%	6.8%
September	1.0%	6.7%	5.4%	5.6%	9.3%	8.9%	5.7%	0.6%	0.0%	6.3%
August	1.0%	6.6%	4.8%	6.4%	8.9%	10.0%	5.8%	0.6%	0.0%	6.4%
July	1.1%	6.4%	5.2%	4.7%	8.3%	10.7%	5.6%	0.5%	0.0%	6.1%
June	1.7%	5.1%	4.9%	4.5%	10.6%	11.6%	5.1%	0.9%	0.0%	6.0%
May	2.0%	5.7%	3.4%	4.5%	9.1%	10.1%	5.3%	0.5%	0.0%	5.8%
April	1.5%	6.5%	2.6%	4.3%	8.7%	9.4%	5.3%	0.6%	0.0%	5.8%
March	1.9%	5.9%	4.0%	3.5%	9.0%	9.8%	5.1%	0.6%	0.0%	5.8%
February	1.3%	7.7%	3.4%	4.3%	10.4%	11.4%	5.6%	1.2%	0.0%	6.8%
January	1.2%	7.2%	4.1%	4.8%	10.5%	10.5%	5.6%	1.0%	0.0%	6.6%
UL HG: 2018	0.7%	6.5%	4.1%	5.0%	8.4%	9.3%	5.4%	0.6%	0.0%	6.0%



University of Limerick Hospital Group Absence Rate - by Hospital	Croom Orthopaedic	Ennis	Nenagh	St. John's Limerick	UH Limerick	UMH Limerick	Total absence	Certified absence	Self- certified absence	COVID-19 absence
UL HG: 2020 overall	11.2%	9.5%	9.6%	12.7%	8.3%	9.1%	8.9%	6.3%	0.5%	2.1%
Medical & Dental	0.2%	6.5%	7.0%	13.6%	2.5%	2.6%	3.2%	1.8%	0.1%	1.3%
Nursing & Midwifery	14.2%	9.5%	11.3%	15.6%	9.7%	8.1%	10.2%	6.9%	0.6%	2.7%
Health & Social Care Professionals	9.4%	6.9%	6.1%	7.7%	5.9%	35.4%	6.3%	4.3%	0.3%	1.8%
Management & Administrative	5.8%	8.2%	7.9%	7.5%	6.3%	9.1%	6.8%	5.3%	0.3%	1.2%
General Support	14.6%	15.4%	12.4%	7.8%	12.1%	19.7%	12.7%	9.9%	0.6%	2.2%
Patient & Client Care	11.2%	3.6%	7.7%	19.8%	12.4%	5.8%	11.7%	8.4%	0.6%	2.6%
Total June:	10.2%	5.2%	8.4%	6.8%	6.3%	8.7%	6.7%	5.6%	0.4%	0.6%
Medical & Dental	0.0%	2.0%	5.9%	2.8%	0.9%	3.1%	1.3%	1.0%	0.0%	0.2%
Nursing & Midwifery	13.3%	6.9%	9.3%	9.3%	7.7%	7.5%	8.0%	6.6%	0.7%	0.8%
Health & Social Care Professionals	0.0%	3.3%	0.6%	0.4%	3.6%	29.3%	3.6%	3.1%	0.2%	0.3%
Management & Administrative	2.5%	4.2%	4.2%	4.9%	5.2%	6.5%	5.1%	4.2%	0.3%	0.6%
General Support	29.1%	5.7%	20.5%	7.7%	11.1%	18.9%	11.9%	10.5%	0.7%	0.7%
Patient & Client Care	8.1%	0.1%	7.3%	7.4%	8.6%	12.9%	8.2%	6.9%	0.4%	1.0%
Total May:	10.4%	9.6%	10.7%	13.7%	8.3%	8.5%	9.0%	6.3%	0.3%	2.3%
Medical & Dental	0.0%	7.6%	8.2%	6.0%	2.6%	2.4%	3.0%	1.5%	0.0%	1.4%
Nursing & Midwifery	13.5%	9.8%	12.4%	16.5%	9.9%	7.3%	10.3%	6.9%	0.4%	3.0%
Health & Social Care Professionals	0.0%	9.8%	2.7%	6.9%	6.6%	52.5%	7.1%	5.0%	0.1%	2.0%
Management & Administrative	4.0%	7.5%	7.2%	9.9%	5.7%	6.2%	6.3%	4.8%	0.2%	1.2%
General Support	22.0%	14.5%	21.9%	9.9%	12.2%	17.6%	13.2%	10.4%	0.6%	2.2%
Patient & Client Care	8.6%	0.9%	8.2%	27.4%	10.6%	7.6%	10.8%	7.3%	0.5%	3.0%
Total April:	13.3%	14.5%	15.1%	36.5%	11.3%	10.1%	13.4%	6.9%	0.2%	6.3%
Medical & Dental	1.4%	16.3%	6.0%	30.4%	4.5%	3.2%	5.9%	2.1%	0.0%	3.7%
Nursing & Midwifery	16.0%	15.0%	19.7%	50.4%	13.8%	9.0%	16.2%	7.5%	0.3%	8.4%
Health & Social Care Professionals	28.1%	10.4%	10.1%	28.5%	8.2%	49.2%	9.7%	5.5%	0.1%	4.2%
Management & Administrative	8.7%	9.9%	11.4%	9.5%	7.0%	8.0%	7.8%	5.4%	0.2%	2.2%
General Support	11.6%	21.6%	13.6%	21.0%	15.0%	23.4%	16.4%	10.3%	0.3%	5.8%
Patient & Client Care	13.8%	8.3%	12.5%	64.9%	18.5%	3.2%	19.5%	9.3%	0.3%	10.0%
Total March:	16.8%	10.3%	10.4%	10.5%	10.0%	10.2%	10.4%	6.6%	0.5%	3.3%
Medical & Dental	0.0%	9.7%	15.9%	13.0%	4.0%	5.0%	4.9%	2.5%	0.2%	2.2%
Nursing & Midwifery	20.5%	11.3%	12.8%	10.6%	11.3%	9.2%	11.5%	7.2%	0.6%	3.6%
Health & Social Care Professionals	27.7%	6.3%	12.4%	6.7%	7.9%	42.3%	8.3%	4.3%	0.2%	3.8%
Management & Administrative	12.9%	8.4%	5.4%	11.6%	8.5%	11.3%	8.9%	5.6%	0.2%	3.1%
General Support	16.1%	14.5%	8.5%	6.7%	14.0%	18.3%	13.8%	9.6%	0.7%	3.5%
Patient & Client Care	17.0%	3.4%	6.5%	12.3%	13.4%	5.7%	12.2%	8.6%	0.6%	2.9%
Total February:	8.6%	7.5%	5.3%	3.6%	6.4%	7.9%	6.4%	5.8%	0.7%	
Medical & Dental	0.0%	0.9%	4.5%	17.7%	1.5%	1.9%	2.5%	2.3%	0.2%	
Nursing & Midwifery	11.3%	6.6%	6.2%	1.4%	7.1%	7.1%	6.7%	6.0%	0.8%	
Health & Social Care Professionals	5.6%	0.3%	0.7%	0.8%	4.2%	11.3%	3.7%	3.1%	0.6%	
Management & Administrative	4.6%	8.8%	7.3%	3.2%	5.3%	8.5%	5.6%	5.3%	0.3%	
General Support	3.1%	14.9%	2.6%	1.0%	9.5%	18.6%	9.7%	8.8%	0.9%	
Patient & Client Care	9.3%	5.7%	5.1%	5.7%	11.4%	3.3%	9.2%	8.2%	1.0%	
Total January:	8.0%	9.5%	7.3%	4.8%	7.1%	9.4%	7.3%	6.6%	0.7%	
Medical & Dental	0.0%	2.1%	0.4%	12.8%	1.7%	0.3%	2.1%	1.9%	0.2%	
Nursing & Midwifery	10.6%	6.7%	6.9%	4.6%	8.0%	8.3%	7.7%	6.8%	0.9%	
Health & Social Care Professionals	0.0%	10.2%	9.3%	2.5%	4.5%	20.8%	5.1%	4.6%	0.5%	
Management & Administrative	2.0%	10.1%	11.7%	6.1%	5.9%	14.3%	6.9%	6.5%	0.4%	
General Support	4.8%	19.6%	6.5%	0.4%	9.2%	21.2%	10.5%	9.7%	0.8%	
Patient & Client Care	9.5%	4.0%	6.8%	3.7%	12.4%	2.0%	10.6%	9.6%	0.9%	
UL HG: 2019 overall	6.6%	7.8%	5.9%	4.4%	6.1%	8.7%	6.3%	5.6%	0.7%	
Medical & Dental	0.2%	1.4%	1.9%	3.6%	1.2%	2.9%	1.5%	1.4%	0.1%	
Nursing & Midwifery	6.5%	8.1%	6.5%	4.0%	6.5%	8.2%	6.6%	5.7%	1.0%	
Health & Social Care Professionals	1.9%	6.4%	10.6%	7.5%	3.9%	5.2%	4.5%	4.1%	0.4%	
Management & Administrative	5.2%	6.4%	4.1%	3.3%	5.0%	4.3%	4.8%	4.5%	0.4%	
General Support	2.8%	20.0%	15.5%	6.3%	8.8%	14.7%	9.6%	8.8%	0.8%	
Patient & Client Care	9.8%	6.4%	3.8%	4.5%	11.3%	18.4%	10.3%	9.4%	0.9%	
UL HG: 2018 overall	5.6%	7.0%	4.9%	3.0%	6.1%	7.9%	6.0%	5.4%	0.6%	
Medical & Dental	0.1%	2.4%	0.6%	0.3%	0.6%	1.4%	0.7%	0.6%	0.1%	
Nursing & Midwifery	5.4%	8.8%	5.5%	2.9%	6.7%	7.9%	6.5%	5.8%	0.7%	
Health & Social Care Professionals	1.8%	7.9%	2.2%	1.8%	4.1%	10.2%	4.1%	3.8%	0.4%	
Management & Administrative	8.3%	4.2%	4.2%	2.4%	5.4%	4.7%	5.0%	4.7%	0.3%	
General Support	2.2%	6.2%	10.0%	5.2%	9.1%	9.9%	8.4%	7.8%	0.6%	
Patient & Client Care	7.8%	6.5%	4.5%	5.1%	10.0%	15.8%	9.3%	8.4%	0.8%	