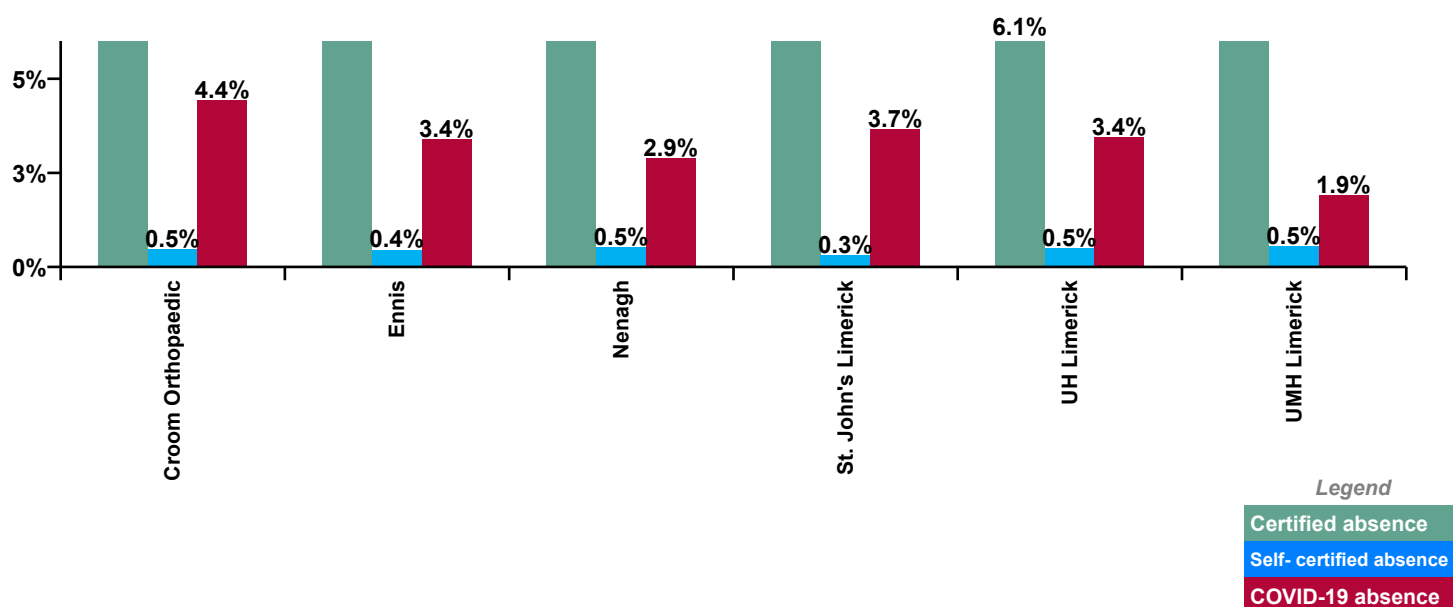


March 2020

University of Limerick Hospital Group Absence Rate - by Staff Category: Mar 2020	Certified absence	Self- certified absence	COVID-19 absence	Total absence rate	Certified	Self- certified	COVID-19
UL HG	6.6%	0.5%	3.3%	10.4%	63.4%	4.6%	31.9%
Medical & Dental	2.5%	0.2%	2.2%	4.9%	50.1%	4.3%	45.6%
Nursing & Midwifery	7.2%	0.6%	3.6%	11.5%	63.0%	5.5%	31.5%
Health & Social Care Professionals	4.3%	0.2%	3.8%	8.3%	52.0%	1.9%	46.1%
Management & Administrative	5.6%	0.2%	3.1%	8.9%	62.7%	2.7%	34.6%
General Support	9.6%	0.7%	3.5%	13.8%	69.4%	4.9%	25.7%
Patient & Client Care	8.6%	0.6%	2.9%	12.2%	71.1%	5.0%	24.0%

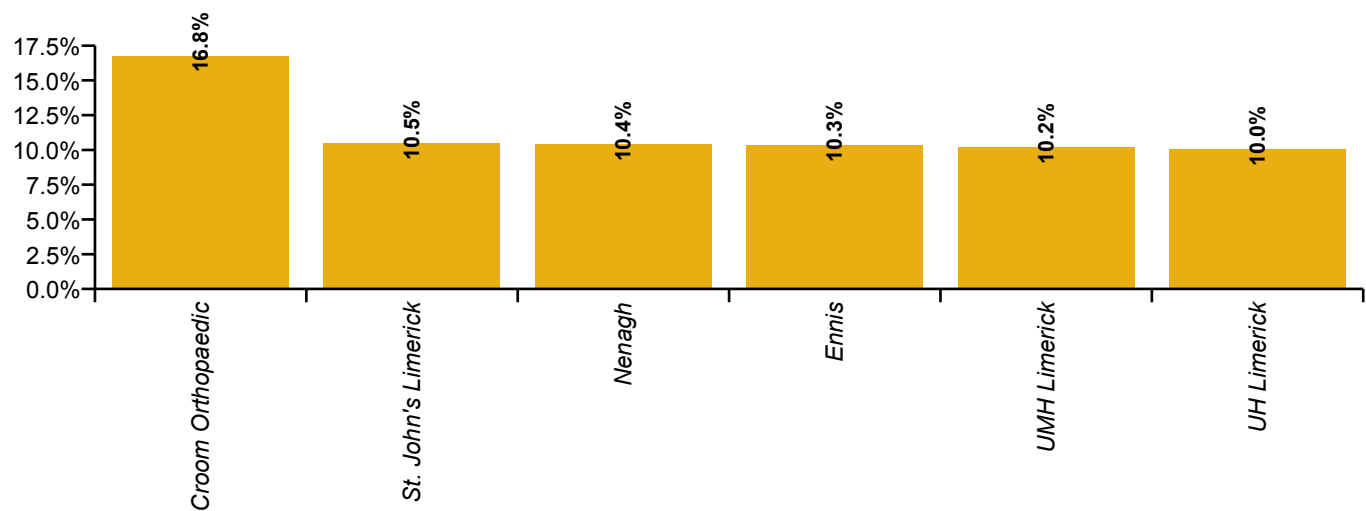
University of Limerick Hospital Group Absence Rate - by Hospital: Mar 2020	Certified absence	Self- certified absence	COVID-19 absence	Total absence rate	Certified	Self- certified	COVID-19
UL HG	6.6%	0.5%	3.3%	10.4%	63.4%	4.6%	31.9%
Croom Orthopaedic	11.9%	0.5%	4.4%	16.8%	70.9%	2.7%	26.4%
Ennis	6.5%	0.4%	3.4%	10.3%	63.0%	4.3%	32.7%
Nenagh	7.0%	0.5%	2.9%	10.4%	67.2%	5.1%	27.8%
St. John's Limerick	6.5%	0.3%	3.7%	10.5%	62.1%	2.9%	34.9%
UH Limerick	6.1%	0.5%	3.4%	10.0%	60.8%	4.9%	34.3%
UMH Limerick	7.8%	0.5%	1.9%	10.2%	76.2%	5.2%	18.6%

Certified, self-certified & COVID-19: Mar 2020

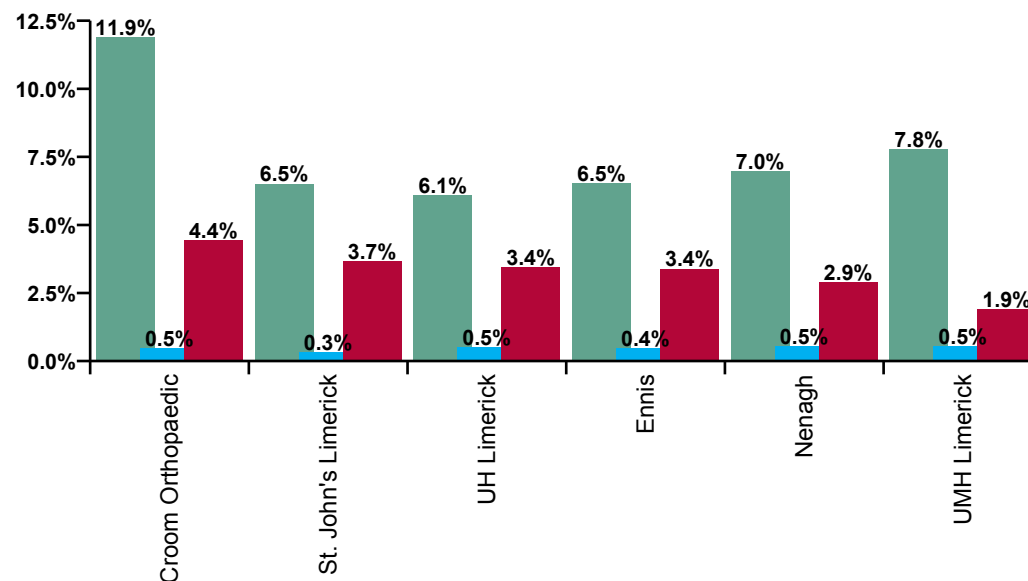
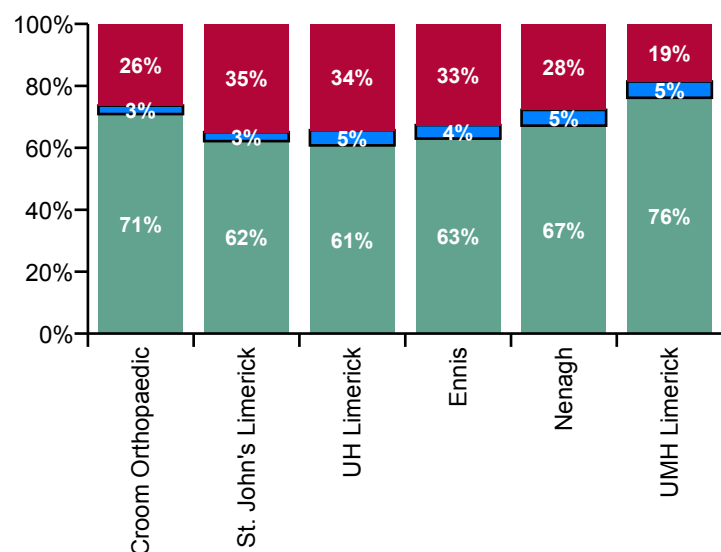


University of Limerick Hospital Group Absence type by Hospital: Mar 2020	Certified absence	Self- certified absence	COVID-19 absence	Total absence	Certified	Self- certified	COVID-19
Total (Mar 2020):	6.6%	0.5%	3.3%	10.4%	63.4%	4.6%	31.9%
<i>Croom Orthopaedic</i>	11.9%	0.5%	4.4%	16.8%	70.9%	2.7%	26.4%
<i>Ennis</i>	6.5%	0.4%	3.4%	10.3%	63.0%	4.3%	32.7%
<i>Nenagh</i>	7.0%	0.5%	2.9%	10.4%	67.2%	5.1%	27.8%
<i>St. John's Limerick</i>	6.5%	0.3%	3.7%	10.5%	62.1%	2.9%	34.9%
<i>UH Limerick</i>	6.1%	0.5%	3.4%	10.0%	60.8%	4.9%	34.3%
<i>UMH Limerick</i>	7.8%	0.5%	1.9%	10.2%	76.2%	5.2%	18.6%

Total absence rate by Hospital: Mar 2020



University of Limerick Hospital Group Overall Absence Rate - by Hospital & Staff Category: Mar 2020	Medical & Dental	Nursing & Midwifery	Health & Social Care Professionals	Management & Administrative	General Support	Patient & Client Care	Certified absence	Self- certified absence	COVID-19 absence	Total absence
UL HG	4.9%	11.5%	8.3%	8.9%	13.8%	12.2%	6.6%	0.5%	3.3%	10.4%
<i>Croom Orthopaedic</i>	0.0%	20.5%	27.7%	12.9%	16.1%	17.0%	11.9%	0.5%	4.4%	16.8%
<i>Ennis</i>	9.7%	11.3%	6.3%	8.4%	14.5%	3.4%	6.5%	0.4%	3.4%	10.3%
<i>Nenagh</i>	15.9%	12.8%	12.4%	5.4%	8.5%	6.5%	7.0%	0.5%	2.9%	10.4%
<i>St. John's Limerick</i>	13.0%	10.6%	6.7%	11.6%	6.7%	12.3%	6.5%	0.3%	3.7%	10.5%
<i>UH Limerick</i>	4.0%	11.3%	7.9%	8.5%	14.0%	13.4%	6.1%	0.5%	3.4%	10.0%
<i>UMH Limerick</i>	5.0%	9.2%	42.3%	11.3%	18.3%	5.7%	7.8%	0.5%	1.9%	10.2%



Certified absence

Self-certified absence

COVID-19 absence

University of Limerick Hospital Group Absence Rate - by Hospital, Staff Category & Absence type: Mar 2020

Croom Orthopaedic by Staff Category Mar 2020	Certified absence	Self-certified absence	COVID-19 absence	Total absence	Certified	Self-certified	COVID-19
Total	11.9%	0.5%	4.4%	16.8%	70.9%	2.7%	26.4%
Medical & Dental				0.0%			
Nursing & Midwifery	15.8%	0.1%	4.7%	20.5%	76.8%	0.4%	22.8%
Health & Social Care Professionals	27.7%	0.0%	0.0%	27.7%	100.0%	0.0%	0.0%
Management & Administrative	10.5%	0.2%	2.3%	12.9%	81.2%	1.3%	17.5%
General Support	9.1%	2.2%	4.8%	16.1%	56.6%	13.5%	29.9%
Patient & Client Care	10.0%	0.9%	6.1%	17.0%	58.8%	5.3%	35.9%

Ennis by Staff Category Mar 2020	Certified absence	Self-certified absence	COVID-19 absence	Total absence	Certified	Self-certified	COVID-19
Total	6.5%	0.4%	3.4%	10.3%	63.0%	4.3%	32.7%
Medical & Dental	2.0%	0.0%	7.6%	9.7%	20.9%	0.0%	79.1%
Nursing & Midwifery	7.7%	0.6%	3.0%	11.3%	68.1%	5.1%	26.8%
Health & Social Care Professionals	2.3%	0.3%	3.7%	6.3%	36.9%	4.2%	58.9%
Management & Administrative	6.4%	0.2%	1.7%	8.4%	76.8%	3.0%	20.2%
General Support	9.2%	0.7%	4.6%	14.5%	63.5%	5.1%	31.4%
Patient & Client Care	0.0%	0.0%	3.4%	3.4%	0.0%	0.0%	100.0%

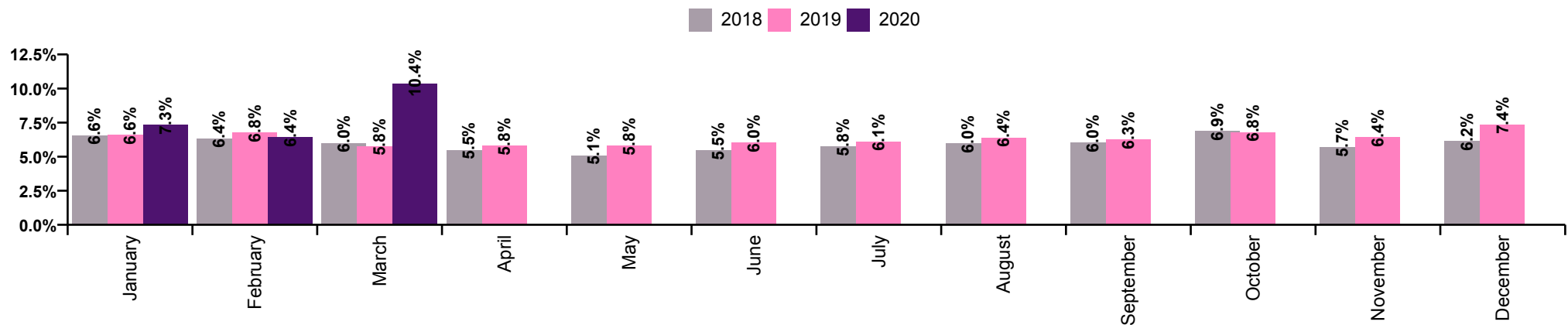
Nenagh by Staff Category Mar 2020	Certified absence	Self-certified absence	COVID-19 absence	Total absence	Certified	Self-certified	COVID-19
Total	7.0%	0.5%	2.9%	10.4%	67.2%	5.1%	27.8%
Medical & Dental	10.8%	1.1%	4.0%	15.9%	67.9%	6.8%	25.2%
Nursing & Midwifery	9.1%	0.6%	3.1%	12.8%	71.2%	4.4%	24.4%
Health & Social Care Professionals	3.5%	0.0%	8.9%	12.4%	28.0%	0.0%	72.0%
Management & Administrative	2.6%	0.6%	2.2%	5.4%	48.9%	10.7%	40.4%
General Support	4.6%	0.3%	3.5%	8.5%	54.9%	4.0%	41.1%
Patient & Client Care	5.8%	0.5%	0.2%	6.5%	89.1%	7.6%	3.3%

St. John's Limerick by Staff Category Mar 2020	Certified absence	Self-certified absence	COVID-19 absence	Total absence	Certified	Self-certified	COVID-19
Total	6.5%	0.3%	3.7%	10.5%	62.1%	2.9%	34.9%
Medical & Dental	9.9%	0.8%	2.3%	13.0%	76.1%	6.0%	17.9%
Nursing & Midwifery	6.4%	0.2%	4.1%	10.6%	60.0%	1.8%	38.2%
Health & Social Care Professionals	4.2%	0.4%	2.1%	6.7%	62.7%	6.5%	30.8%
Management & Administrative	6.2%	0.1%	5.2%	11.6%	53.8%	1.1%	45.2%
General Support	4.6%	0.4%	1.8%	6.7%	67.9%	5.3%	26.8%
Patient & Client Care	8.3%	0.6%	3.5%	12.3%	67.3%	4.6%	28.2%

UH Limerick by Staff Category Mar 2020	Certified absence	Self-certified absence	COVID-19 absence	Total absence	Certified	Self-certified	COVID-19
Total	6.1%	0.5%	3.4%	10.0%	60.8%	4.9%	34.3%
Medical & Dental	1.8%	0.2%	2.0%	4.0%	46.0%	4.1%	50.0%
Nursing & Midwifery	6.6%	0.7%	4.0%	11.3%	58.2%	6.5%	35.3%
Health & Social Care Professionals	4.1%	0.1%	3.7%	7.9%	51.5%	1.8%	46.7%
Management & Administrative	5.1%	0.2%	3.1%	8.5%	60.5%	2.4%	37.1%
General Support	9.4%	0.7%	3.9%	14.0%	67.0%	5.2%	27.8%
Patient & Client Care	10.1%	0.6%	2.7%	13.4%	75.2%	4.3%	20.5%

UMH Limerick by Staff Category Mar 2020	Certified absence	Self-certified absence	COVID-19 absence	Total absence	Certified	Self-certified	COVID-19
Total	7.8%	0.5%	1.9%	10.2%	76.2%	5.2%	18.6%
Medical & Dental	1.8%	0.1%	3.1%	5.0%	35.5%	2.6%	61.9%
Nursing & Midwifery	6.7%	0.6%	1.9%	9.2%	72.7%	7.0%	20.3%
Health & Social Care Professionals	40.6%	0.0%	1.7%	42.3%	95.9%	0.0%	4.1%
Management & Administrative	8.8%	0.6%	1.8%	11.3%	78.3%	5.3%	16.4%
General Support	17.3%	0.2%	0.7%	18.3%	94.9%	1.2%	3.9%
Patient & Client Care	2.2%	0.8%	2.7%	5.7%	38.7%	14.6%	46.7%

University of Limerick Hospital Group Absence Rate - by Staff Category	Medical & Dental	Nursing & Midwifery	Health & Social Care Professionals	Management & Administrative	General Support	Patient & Client Care	Certified absence	Self- certified absence	COVID-19 absence	Total absence
UL HG: 2020	3.2%	8.7%	5.7%	7.2%	11.5%	10.7%	6.3%	0.6%	1.1%	8.1%
March	4.9%	11.5%	8.3%	8.9%	13.8%	12.2%	6.6%	0.5%	3.3%	10.4%
February	2.5%	6.7%	3.7%	5.6%	9.7%	9.2%	5.8%	0.7%	0.0%	6.4%
January	2.1%	7.7%	5.1%	6.9%	10.5%	10.6%	6.6%	0.7%	0.0%	7.3%
UL HG: 2019	1.5%	6.6%	4.5%	4.8%	9.6%	10.3%	5.6%	0.7%	0.0%	6.3%
December	2.0%	7.5%	5.9%	5.4%	11.3%	11.8%	6.6%	0.8%	0.0%	7.4%
November	1.5%	6.8%	5.3%	5.0%	9.5%	10.0%	5.9%	0.6%	0.0%	6.4%
October	1.7%	7.6%	5.4%	5.3%	9.2%	9.9%	6.2%	0.6%	0.0%	6.8%
September	1.0%	6.7%	5.4%	5.6%	9.3%	8.9%	5.7%	0.6%	0.0%	6.3%
August	1.0%	6.6%	4.8%	6.4%	8.9%	10.0%	5.8%	0.6%	0.0%	6.4%
July	1.1%	6.4%	5.2%	4.7%	8.3%	10.7%	5.6%	0.5%	0.0%	6.1%
June	1.7%	5.1%	4.9%	4.5%	10.6%	11.6%	5.1%	0.9%	0.0%	6.0%
May	2.0%	5.7%	3.4%	4.5%	9.1%	10.1%	5.3%	0.5%	0.0%	5.8%
April	1.5%	6.5%	2.6%	4.3%	8.7%	9.4%	5.3%	0.6%	0.0%	5.8%
March	1.9%	5.9%	4.0%	3.5%	9.0%	9.8%	5.1%	0.6%	0.0%	5.8%
February	1.3%	7.7%	3.4%	4.3%	10.4%	11.4%	5.6%	1.2%	0.0%	6.8%
January	1.2%	7.2%	4.1%	4.8%	10.5%	10.5%	5.6%	1.0%	0.0%	6.6%
UL HG: 2018	0.7%	6.5%	4.1%	5.0%	8.4%	9.3%	5.4%	0.6%	0.0%	6.0%



University of Limerick Hospital Group Absence Rate - by Hospital	Croom Orthopaedic	Ennis	Nenagh	St. John's Limerick	UH Limerick	UMH Limerick	Total absence	Certified absence	Self- certified absence	COVID-19 absence
UL HG: 2020 overall	11.1%	9.2%	7.7%	6.3%	7.9%	9.2%	8.1%	6.3%	0.6%	1.1%
Medical & Dental	0.0%	4.3%	7.3%	14.5%	2.5%	2.3%	3.2%	2.2%	0.2%	0.8%
Nursing & Midwifery	14.1%	8.2%	8.7%	5.6%	8.8%	8.2%	8.7%	6.7%	0.8%	1.2%
Health & Social Care Professionals	10.4%	6.0%	7.6%	3.3%	5.6%	25.2%	5.7%	4.0%	0.4%	1.3%
Management & Administrative	6.6%	9.1%	8.2%	7.0%	6.6%	11.4%	7.2%	5.8%	0.3%	1.0%
General Support	8.1%	16.5%	5.9%	2.7%	11.2%	19.4%	11.5%	9.3%	0.8%	1.3%
Patient & Client Care	12.0%	4.3%	6.1%	7.2%	12.4%	3.7%	10.7%	9.0%	0.8%	0.8%
Total March:	16.8%	10.3%	10.4%	10.5%	10.0%	10.2%	10.4%	6.6%	0.5%	3.3%
Medical & Dental	0.0%	9.7%	15.9%	13.0%	4.0%	5.0%	4.9%	4.3%	50.1%	45.6%
Nursing & Midwifery	20.5%	11.3%	12.8%	10.6%	11.3%	9.2%	11.5%	7.2%	0.6%	3.6%
Health & Social Care Professionals	27.7%	6.3%	12.4%	6.7%	7.9%	42.3%	8.3%	4.3%	0.2%	3.8%
Management & Administrative	12.9%	8.4%	5.4%	11.6%	8.5%	11.3%	8.9%	5.6%	0.2%	3.1%
General Support	16.1%	14.5%	8.5%	6.7%	14.0%	18.3%	13.8%	9.6%	0.7%	3.5%
Patient & Client Care	17.0%	3.4%	6.5%	12.3%	13.4%	5.7%	12.2%	8.6%	0.6%	2.9%
Total February:	8.6%	7.5%	5.3%	3.6%	6.4%	7.9%	6.4%	5.8%	0.7%	
Medical & Dental	0.0%	0.9%	4.5%	17.7%	1.5%	1.9%	2.5%	8.0%	92.0%	
Nursing & Midwifery	11.3%	6.6%	6.2%	1.4%	7.1%	7.1%	6.7%	6.0%	0.8%	
Health & Social Care Professionals	5.6%	0.3%	0.7%	0.8%	4.2%	11.3%	3.7%	3.1%	0.6%	
Management & Administrative	4.6%	8.8%	7.3%	3.2%	5.3%	8.5%	5.6%	5.3%	0.3%	
General Support	3.1%	14.9%	2.6%	1.0%	9.5%	18.6%	9.7%	8.8%	0.9%	
Patient & Client Care	9.3%	5.7%	5.1%	5.7%	11.4%	3.3%	9.2%	8.2%	1.0%	
Total January:	8.0%	9.5%	7.3%	4.8%	7.1%	9.4%	7.3%	6.6%	0.7%	
Medical & Dental	0.0%	2.1%	0.4%	12.8%	1.7%	0.3%	2.1%	10.1%	89.9%	
Nursing & Midwifery	10.6%	6.7%	6.9%	4.6%	8.0%	8.3%	7.7%	6.8%	0.9%	
Health & Social Care Professionals	0.0%	10.2%	9.3%	2.5%	4.5%	20.8%	5.1%	4.6%	0.5%	
Management & Administrative	2.0%	10.1%	11.7%	6.1%	5.9%	14.3%	6.9%	6.5%	0.4%	
General Support	4.8%	19.6%	6.5%	0.4%	9.2%	21.2%	10.5%	9.7%	0.8%	
Patient & Client Care	9.5%	4.0%	6.8%	3.7%	12.4%	2.0%	10.6%	9.6%	0.9%	
UL HG: 2019 overall	6.6%	7.8%	5.9%	4.4%	6.1%	8.7%	6.3%	5.6%	0.7%	
Medical & Dental	0.2%	1.4%	1.9%	3.6%	1.2%	2.9%	1.5%	1.4%	0.1%	
Nursing & Midwifery	6.5%	8.1%	6.5%	4.0%	6.5%	8.2%	6.6%	5.7%	1.0%	
Health & Social Care Professionals	1.9%	6.4%	10.6%	7.5%	3.9%	5.2%	4.5%	4.1%	0.4%	
Management & Administrative	5.2%	6.4%	4.1%	3.3%	5.0%	4.3%	4.8%	4.5%	0.4%	
General Support	2.8%	20.0%	15.5%	6.3%	8.8%	14.7%	9.6%	8.8%	0.8%	
Patient & Client Care	9.8%	6.4%	3.8%	4.5%	11.3%	18.4%	10.3%	9.4%	0.9%	
UL HG: 2018 overall	5.6%	7.0%	4.9%	3.0%	6.1%	7.9%	6.0%	5.4%	0.6%	
Medical & Dental	0.1%	2.4%	0.6%	0.3%	0.6%	1.4%	0.7%	0.6%	0.1%	
Nursing & Midwifery	5.4%	8.8%	5.5%	2.9%	6.7%	7.9%	6.5%	5.8%	0.7%	
Health & Social Care Professionals	1.8%	7.9%	2.2%	1.8%	4.1%	10.2%	4.1%	3.8%	0.4%	
Management & Administrative	8.3%	4.2%	4.2%	2.4%	5.4%	4.7%	5.0%	4.7%	0.3%	
General Support	2.2%	6.2%	10.0%	5.2%	9.1%	9.9%	8.4%	7.8%	0.6%	
Patient & Client Care	7.8%	6.5%	4.5%	5.1%	10.0%	15.8%	9.3%	8.4%	0.8%	