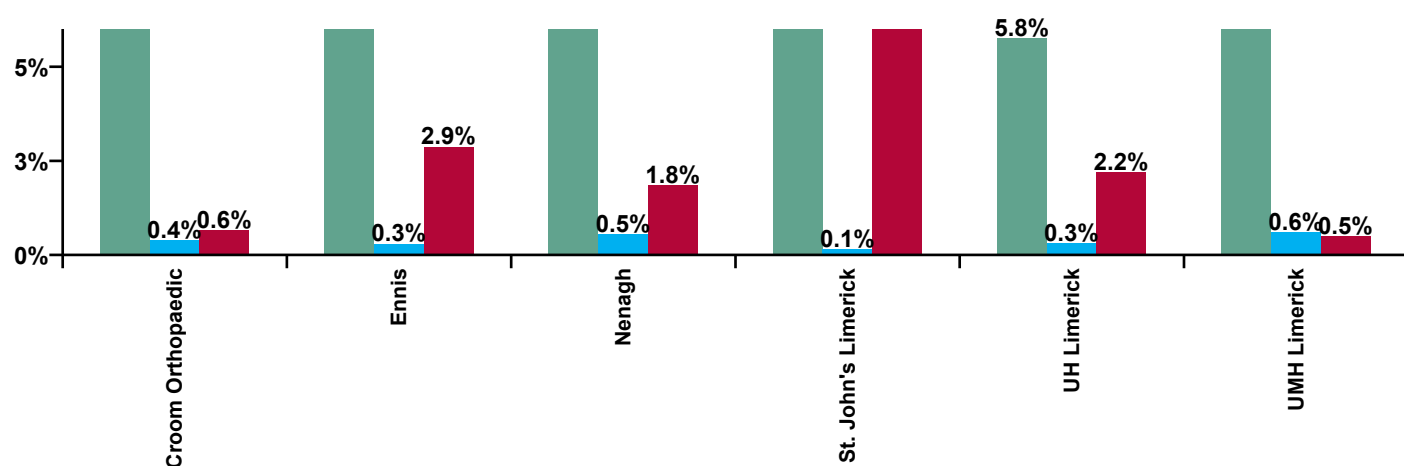


May 2020

University of Limerick Hospital Group Absence Rate - by Staff Category: May 2020	Certified absence	Self- certified absence	COVID-19 absence	Total absence rate	Certified	Self- certified	COVID-19
UL HG	6.3%	0.3%	2.3%	9.0%	70.0%	3.8%	26.2%
Medical & Dental	1.5%	0.0%	1.4%	3.0%	51.3%	1.6%	47.1%
Nursing & Midwifery	6.9%	0.4%	3.0%	10.3%	67.1%	3.9%	29.0%
Health & Social Care Professionals	5.0%	0.1%	2.0%	7.1%	70.7%	1.4%	27.9%
Management & Administrative	4.8%	0.2%	1.2%	6.3%	76.9%	3.8%	19.3%
General Support	10.4%	0.6%	2.2%	13.2%	78.7%	4.2%	17.0%
Patient & Client Care	7.3%	0.5%	3.0%	10.8%	67.2%	4.8%	28.0%

University of Limerick Hospital Group Absence Rate - by Hospital: May 2020	Certified absence	Self- certified absence	COVID-19 absence	Total absence rate	Certified	Self- certified	COVID-19
UL HG	6.3%	0.3%	2.3%	9.0%	70.0%	3.8%	26.2%
Croom Orthopaedic	9.4%	0.4%	0.6%	10.4%	90.1%	3.7%	6.2%
Ennis	6.4%	0.3%	2.9%	9.6%	67.0%	3.1%	30.0%
Nenagh	8.3%	0.5%	1.8%	10.7%	77.8%	5.0%	17.2%
St. John's Limerick	6.4%	0.1%	7.2%	13.7%	46.6%	1.0%	52.4%
UH Limerick	5.8%	0.3%	2.2%	8.3%	69.6%	3.8%	26.6%
UMH Limerick	7.4%	0.6%	0.5%	8.5%	87.1%	7.0%	5.9%

Certified, self-certified & COVID-19: May 2020

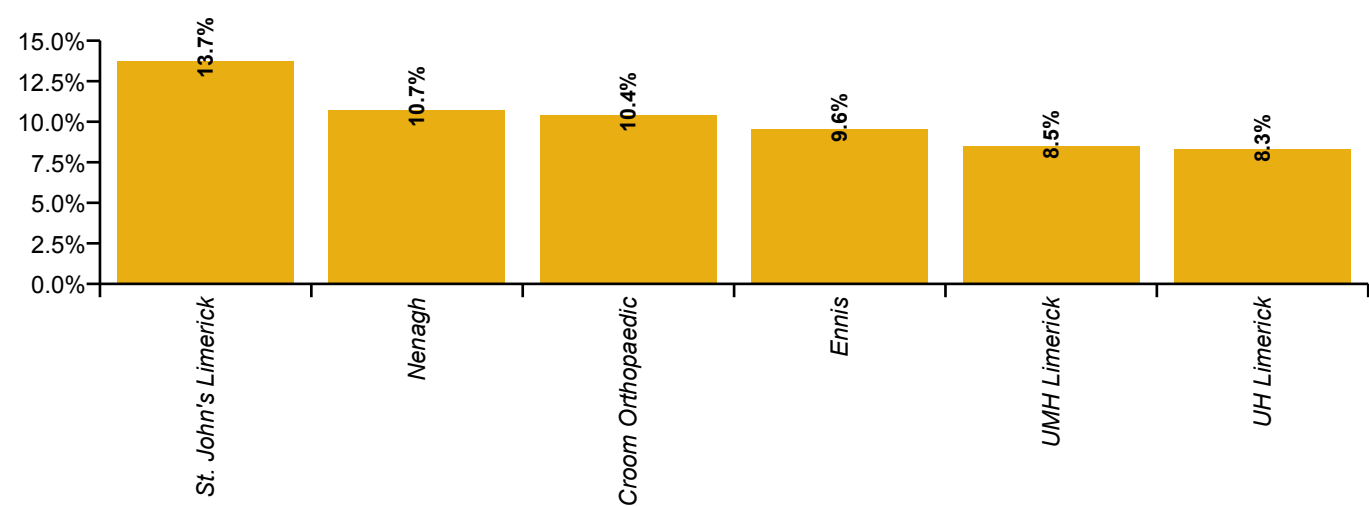


Legend

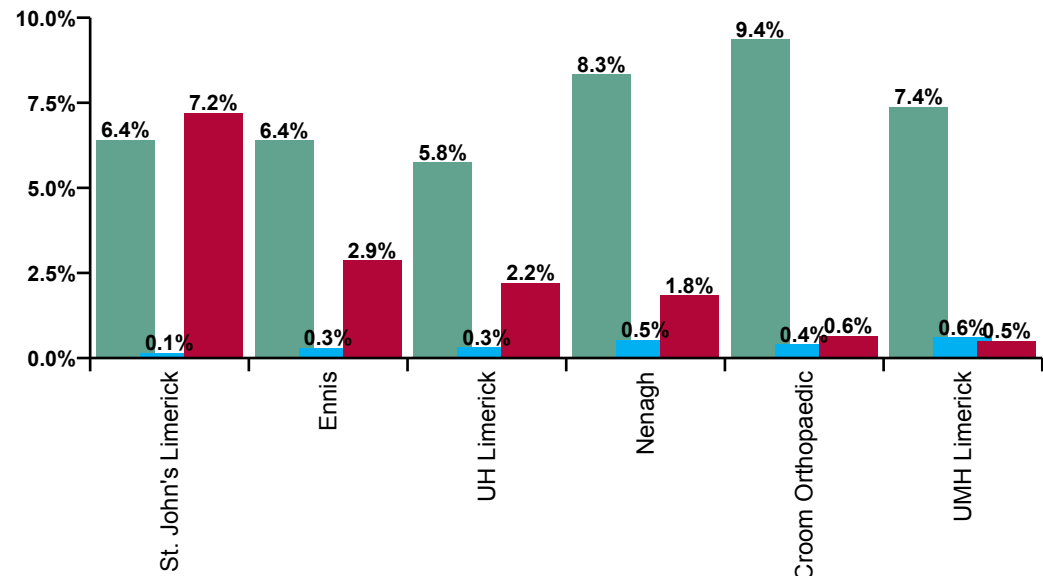
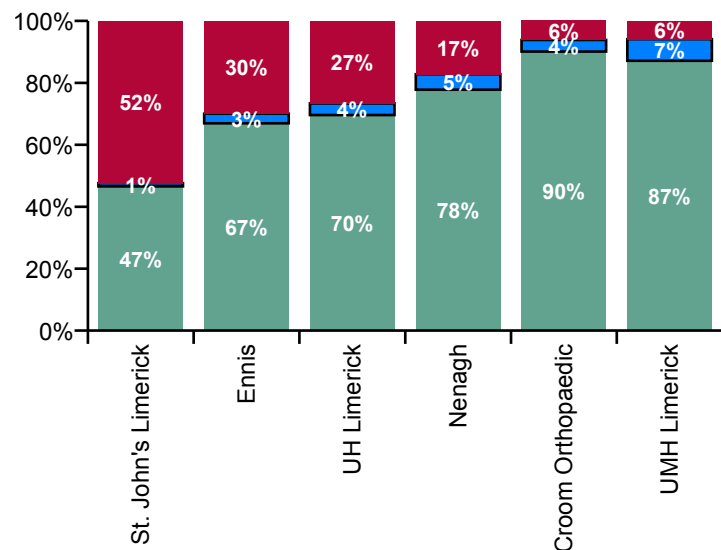
Certified absence
Self-certified absence
COVID-19 absence

University of Limerick Hospital Group Absence type by Hospital: May 2020	Certified absence	Self- certified absence	COVID-19 absence	Total absence	Certified	Self- certified	COVID-19
Total (May 2020):	6.3%	0.3%	2.3%	9.0%	70.0%	3.8%	26.2%
<i>Croom Orthopaedic</i>	9.4%	0.4%	0.6%	10.4%	90.1%	3.7%	6.2%
<i>Ennis</i>	6.4%	0.3%	2.9%	9.6%	67.0%	3.1%	30.0%
<i>Nenagh</i>	8.3%	0.5%	1.8%	10.7%	77.8%	5.0%	17.2%
<i>St. John's Limerick</i>	6.4%	0.1%	7.2%	13.7%	46.6%	1.0%	52.4%
<i>UH Limerick</i>	5.8%	0.3%	2.2%	8.3%	69.6%	3.8%	26.6%
<i>UMH Limerick</i>	7.4%	0.6%	0.5%	8.5%	87.1%	7.0%	5.9%

Total absence rate by Hospital: May 2020



University of Limerick Hospital Group Overall Absence Rate - by Hospital & Staff Category: May 2020	Medical & Dental	Nursing & Midwifery	Health & Social Care Professionals	Management & Administrative	General Support	Patient & Client Care	Certified absence	Self- certified absence	COVID-19 absence	Total absence
UL HG	3.0%	10.3%	7.1%	6.3%	13.2%	10.8%	6.3%	0.3%	2.3%	9.0%
<i>Croom Orthopaedic</i>	0.0%	13.5%	0.0%	4.0%	22.0%	8.6%	9.4%	0.4%	0.6%	10.4%
<i>Ennis</i>	7.6%	9.8%	9.8%	7.5%	14.5%	0.9%	6.4%	0.3%	2.9%	9.6%
<i>Nenagh</i>	8.2%	12.4%	2.7%	7.2%	21.9%	8.2%	8.3%	0.5%	1.8%	10.7%
<i>St. John's Limerick</i>	6.0%	16.5%	6.9%	9.9%	9.9%	27.4%	6.4%	0.1%	7.2%	13.7%
<i>UH Limerick</i>	2.6%	9.9%	6.6%	5.7%	12.2%	10.6%	5.8%	0.3%	2.2%	8.3%
<i>UMH Limerick</i>	2.4%	7.3%	52.5%	6.2%	17.6%	7.6%	7.4%	0.6%	0.5%	8.5%



Certified absence

Self-certified absence

COVID-19 absence

University of Limerick Hospital Group Absence Rate - by Hospital, Staff Category & Absence type: May 2020

Croom Orthopaedic by Staff Category May 2020	Certified absence	Self-certified absence	COVID-19 absence	Total absence	Certified	Self-certified	COVID-19
Total	9.4%	0.4%	0.6%	10.4%	90.1%	3.7%	6.2%
Medical & Dental				0.0%			
Nursing & Midwifery	12.4%	0.3%	0.8%	13.5%	91.7%	2.2%	6.1%
Health & Social Care Professionals	0.0%	0.0%	0.0%	0.0%			
Management & Administrative	2.4%	0.7%	0.9%	4.0%	60.1%	17.5%	22.4%
General Support	21.4%	0.6%	0.0%	22.0%	97.4%	2.6%	0.0%
Patient & Client Care	7.6%	0.5%	0.6%	8.6%	88.1%	5.5%	6.5%

Ennis by Staff Category May 2020	Certified absence	Self-certified absence	COVID-19 absence	Total absence	Certified	Self-certified	COVID-19
Total	6.4%	0.3%	2.9%	9.6%	67.0%	3.1%	30.0%
Medical & Dental	0.0%	0.5%	7.1%	7.6%	0.0%	6.1%	93.9%
Nursing & Midwifery	7.5%	0.2%	2.1%	9.8%	76.6%	2.4%	21.0%
Health & Social Care Professionals	0.0%	0.3%	9.4%	9.8%	0.0%	3.3%	96.7%
Management & Administrative	7.1%	0.3%	0.2%	7.5%	93.7%	3.9%	2.4%
General Support	9.8%	0.3%	4.3%	14.5%	68.0%	2.1%	29.9%
Patient & Client Care	0.0%	0.6%	0.4%	0.9%	0.0%	61.1%	38.9%

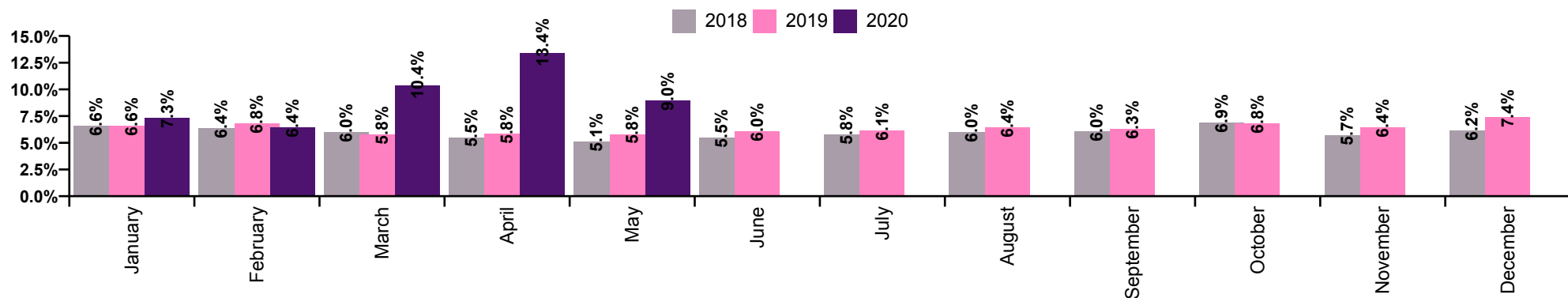
Nenagh by Staff Category May 2020	Certified absence	Self-certified absence	COVID-19 absence	Total absence	Certified	Self-certified	COVID-19
Total	8.3%	0.5%	1.8%	10.7%	77.8%	5.0%	17.2%
Medical & Dental	4.8%	0.0%	3.4%	8.2%	58.5%	0.0%	41.5%
Nursing & Midwifery	9.2%	0.5%	2.6%	12.4%	74.7%	4.2%	21.1%
Health & Social Care Professionals	2.4%	0.0%	0.3%	2.7%	87.9%	0.0%	12.1%
Management & Administrative	6.6%	0.6%	0.0%	7.2%	91.9%	8.1%	0.0%
General Support	16.2%	0.3%	5.4%	21.9%	73.9%	1.5%	24.7%
Patient & Client Care	7.3%	0.9%	0.0%	8.2%	88.5%	11.5%	0.0%

St. John's Limerick by Staff Category May 2020	Certified absence	Self-certified absence	COVID-19 absence	Total absence	Certified	Self-certified	COVID-19
Total	6.4%	0.1%	7.2%	13.7%	46.6%	1.0%	52.4%
Medical & Dental	6.0%	0.0%	0.0%	6.0%	100.0%	0.0%	0.0%
Nursing & Midwifery	7.0%	0.2%	9.2%	16.5%	42.7%	1.2%	56.1%
Health & Social Care Professionals	0.0%	0.0%	6.9%	6.9%	0.0%	0.0%	100.0%
Management & Administrative	7.5%	0.0%	2.4%	9.9%	75.5%	0.0%	24.5%
General Support	3.6%	0.2%	6.1%	9.9%	36.5%	1.5%	62.0%
Patient & Client Care	10.1%	0.4%	16.9%	27.4%	37.0%	1.5%	61.6%

UH Limerick by Staff Category May 2020	Certified absence	Self-certified absence	COVID-19 absence	Total absence	Certified	Self-certified	COVID-19
Total	5.8%	0.3%	2.2%	8.3%	69.6%	3.8%	26.6%
Medical & Dental	1.2%	0.0%	1.4%	2.6%	46.2%	1.9%	52.0%
Nursing & Midwifery	6.4%	0.4%	3.1%	9.9%	64.6%	3.7%	31.7%
Health & Social Care Professionals	5.2%	0.1%	1.4%	6.6%	78.0%	1.5%	20.5%
Management & Administrative	4.1%	0.2%	1.3%	5.7%	72.9%	3.8%	23.2%
General Support	9.8%	0.6%	1.7%	12.2%	80.8%	5.2%	14.0%
Patient & Client Care	7.3%	0.4%	2.9%	10.6%	69.0%	3.8%	27.1%

UMH Limerick by Staff Category May 2020	Certified absence	Self-certified absence	COVID-19 absence	Total absence	Certified	Self-certified	COVID-19
Total	7.4%	0.6%	0.5%	8.5%	87.1%	7.0%	5.9%
Medical & Dental	1.5%	0.0%	0.8%	2.4%	63.8%	0.0%	36.2%
Nursing & Midwifery	6.3%	0.7%	0.3%	7.3%	85.3%	10.0%	4.7%
Health & Social Care Professionals	52.5%	0.0%	0.0%	52.5%	100.0%	0.0%	0.0%
Management & Administrative	5.4%	0.3%	0.5%	6.2%	87.3%	4.3%	8.4%
General Support	15.9%	0.5%	1.1%	17.6%	90.7%	2.9%	6.4%
Patient & Client Care	6.5%	1.2%	0.0%	7.6%	84.7%	15.3%	0.0%

University of Limerick Hospital Group Absence Rate - by Staff Category	Medical & Dental	Nursing & Midwifery	Health & Social Care Professionals	Management & Administrative	General Support	Patient & Client Care	Certified absence	Self- certified absence	COVID-19 absence	Total absence
UL HG: 2020	3.7%	10.6%	6.9%	7.1%	12.9%	12.3%	6.4%	0.5%	2.5%	9.4%
May	3.0%	10.3%	7.1%	6.3%	13.2%	10.8%	6.3%	0.3%	2.3%	9.0%
April	5.9%	16.2%	9.7%	7.8%	16.4%	19.5%	6.9%	0.2%	6.3%	13.4%
March	4.9%	11.5%	8.3%	8.9%	13.8%	12.2%	6.6%	0.5%	3.3%	10.4%
February	2.5%	6.7%	3.7%	5.6%	9.7%	9.2%	5.8%	0.7%	0.0%	6.4%
January	2.1%	7.7%	5.1%	6.9%	10.5%	10.6%	6.6%	0.7%	0.0%	7.3%
UL HG: 2019	1.5%	6.6%	4.5%	4.8%	9.6%	10.3%	5.6%	0.7%	0.0%	6.3%
December	2.0%	7.5%	5.9%	5.4%	11.3%	11.8%	6.6%	0.8%	0.0%	7.4%
November	1.5%	6.8%	5.3%	5.0%	9.5%	10.0%	5.9%	0.6%	0.0%	6.4%
October	1.7%	7.6%	5.4%	5.3%	9.2%	9.9%	6.2%	0.6%	0.0%	6.8%
September	1.0%	6.7%	5.4%	5.6%	9.3%	8.9%	5.7%	0.6%	0.0%	6.3%
August	1.0%	6.6%	4.8%	6.4%	8.9%	10.0%	5.8%	0.6%	0.0%	6.4%
July	1.1%	6.4%	5.2%	4.7%	8.3%	10.7%	5.6%	0.5%	0.0%	6.1%
June	1.7%	5.1%	4.9%	4.5%	10.6%	11.6%	5.1%	0.9%	0.0%	6.0%
May	2.0%	5.7%	3.4%	4.5%	9.1%	10.1%	5.3%	0.5%	0.0%	5.8%
April	1.5%	6.5%	2.6%	4.3%	8.7%	9.4%	5.3%	0.6%	0.0%	5.8%
March	1.9%	5.9%	4.0%	3.5%	9.0%	9.8%	5.1%	0.6%	0.0%	5.8%
February	1.3%	7.7%	3.4%	4.3%	10.4%	11.4%	5.6%	1.2%	0.0%	6.8%
January	1.2%	7.2%	4.1%	4.8%	10.5%	10.5%	5.6%	1.0%	0.0%	6.6%
UL HG: 2018	0.7%	6.5%	4.1%	5.0%	8.4%	9.3%	5.4%	0.6%	0.0%	6.0%



University of Limerick Hospital Group Absence Rate - by Hospital	Croom Orthopaedic	Ennis	Nenagh	St. John's Limerick	UH Limerick	UMH Limerick	Total absence	Certified absence	Self- certified absence	COVID-19 absence
UL HG: 2020 overall	11.4%	10.3%	9.8%	13.9%	8.7%	9.2%	9.4%	6.4%	0.5%	2.5%
<i>Medical & Dental</i>	<i>0.3%</i>	<i>7.4%</i>	<i>7.2%</i>	<i>15.8%</i>	<i>2.9%</i>	<i>2.5%</i>	<i>3.7%</i>	<i>2.0%</i>	<i>0.1%</i>	<i>1.5%</i>
<i>Nursing & Midwifery</i>	<i>14.4%</i>	<i>9.9%</i>	<i>11.7%</i>	<i>16.9%</i>	<i>10.1%</i>	<i>8.2%</i>	<i>10.6%</i>	<i>6.9%</i>	<i>0.6%</i>	<i>3.1%</i>
<i>Health & Social Care Professionals</i>	<i>12.3%</i>	<i>7.6%</i>	<i>7.2%</i>	<i>9.3%</i>	<i>6.3%</i>	<i>36.9%</i>	<i>6.9%</i>	<i>4.5%</i>	<i>0.3%</i>	<i>2.0%</i>
<i>Management & Administrative</i>	<i>6.5%</i>	<i>9.0%</i>	<i>8.7%</i>	<i>8.1%</i>	<i>6.5%</i>	<i>9.6%</i>	<i>7.1%</i>	<i>5.5%</i>	<i>0.3%</i>	<i>1.3%</i>
<i>General Support</i>	<i>11.6%</i>	<i>17.1%</i>	<i>10.7%</i>	<i>7.8%</i>	<i>12.3%</i>	<i>19.8%</i>	<i>12.9%</i>	<i>9.8%</i>	<i>0.6%</i>	<i>2.5%</i>
<i>Patient & Client Care</i>	<i>11.7%</i>	<i>4.4%</i>	<i>7.8%</i>	<i>22.3%</i>	<i>13.1%</i>	<i>4.4%</i>	<i>12.3%</i>	<i>8.7%</i>	<i>0.7%</i>	<i>3.0%</i>
Total May:	10.4%	9.6%	10.7%	13.7%	8.3%	8.5%	9.0%	6.3%	0.3%	2.3%
Medical & Dental	0.0%	7.6%	8.2%	6.0%	2.6%	2.4%	3.0%	1.5%	0.0%	1.4%
Nursing & Midwifery	13.5%	9.8%	12.4%	16.5%	9.9%	7.3%	10.3%	6.9%	0.4%	3.0%
Health & Social Care Professionals	0.0%	9.8%	2.7%	6.9%	6.6%	52.5%	7.1%	5.0%	0.1%	2.0%
Management & Administrative	4.0%	7.5%	7.2%	9.9%	5.7%	6.2%	6.3%	4.8%	0.2%	1.2%
General Support	22.0%	14.5%	21.9%	9.9%	12.2%	17.6%	13.2%	10.4%	0.6%	2.2%
Patient & Client Care	8.6%	0.9%	8.2%	27.4%	10.6%	7.6%	10.8%	7.3%	0.5%	3.0%
Total April:	13.3%	14.5%	15.1%	36.5%	11.3%	10.1%	13.4%	6.9%	0.2%	6.3%
Medical & Dental	1.4%	16.3%	6.0%	30.4%	4.5%	3.2%	5.9%	2.1%	0.0%	3.7%
Nursing & Midwifery	16.0%	15.0%	19.7%	50.4%	13.8%	9.0%	16.2%	7.5%	0.3%	8.4%
Health & Social Care Professionals	28.1%	10.4%	10.1%	28.5%	8.2%	49.2%	9.7%	5.5%	0.1%	4.2%
Management & Administrative	8.7%	9.9%	11.4%	9.5%	7.0%	8.0%	7.8%	5.4%	0.2%	2.2%
General Support	11.6%	21.6%	13.6%	21.0%	15.0%	23.4%	16.4%	10.3%	0.3%	5.8%
Patient & Client Care	13.8%	8.3%	12.5%	64.9%	18.5%	3.2%	19.5%	9.3%	0.3%	10.0%
Total March:	16.8%	10.3%	10.4%	10.5%	10.0%	10.2%	10.4%	6.6%	0.5%	3.3%
Medical & Dental	0.0%	9.7%	15.9%	13.0%	4.0%	5.0%	4.9%	2.5%	0.2%	2.2%
Nursing & Midwifery	20.5%	11.3%	12.8%	10.6%	11.3%	9.2%	11.5%	7.2%	0.6%	3.6%
Health & Social Care Professionals	27.7%	6.3%	12.4%	6.7%	7.9%	42.3%	8.3%	4.3%	0.2%	3.8%
Management & Administrative	12.9%	8.4%	5.4%	11.6%	8.5%	11.3%	8.9%	5.6%	0.2%	3.1%
General Support	16.1%	14.5%	8.5%	6.7%	14.0%	18.3%	13.8%	9.6%	0.7%	3.5%
Patient & Client Care	17.0%	3.4%	6.5%	12.3%	13.4%	5.7%	12.2%	8.6%	0.6%	2.9%
Total February:	8.6%	7.5%	5.3%	3.6%	6.4%	7.9%	6.4%	5.8%	0.7%	
Medical & Dental	0.0%	0.9%	4.5%	17.7%	1.5%	1.9%	2.5%	2.3%	0.2%	
Nursing & Midwifery	11.3%	6.6%	6.2%	1.4%	7.1%	7.1%	6.7%	6.0%	0.8%	
Health & Social Care Professionals	5.6%	0.3%	0.7%	0.8%	4.2%	11.3%	3.7%	3.1%	0.6%	
Management & Administrative	4.6%	8.8%	7.3%	3.2%	5.3%	8.5%	5.6%	5.3%	0.3%	
General Support	3.1%	14.9%	2.6%	1.0%	9.5%	18.6%	9.7%	8.8%	0.9%	
Patient & Client Care	9.3%	5.7%	5.1%	5.7%	11.4%	3.3%	9.2%	8.2%	1.0%	
Total January:	8.0%	9.5%	7.3%	4.8%	7.1%	9.4%	7.3%	6.6%	0.7%	
Medical & Dental	0.0%	2.1%	0.4%	12.8%	1.7%	0.3%	2.1%	1.9%	0.2%	
Nursing & Midwifery	10.6%	6.7%	6.9%	4.6%	8.0%	8.3%	7.7%	6.8%	0.9%	
Health & Social Care Professionals	0.0%	10.2%	9.3%	2.5%	4.5%	20.8%	5.1%	4.6%	0.5%	
Management & Administrative	2.0%	10.1%	11.7%	6.1%	5.9%	14.3%	6.9%	6.5%	0.4%	
General Support	4.8%	19.6%	6.5%	0.4%	9.2%	21.2%	10.5%	9.7%	0.8%	
Patient & Client Care	9.5%	4.0%	6.8%	3.7%	12.4%	2.0%	10.6%	9.6%	0.9%	
UL HG: 2019 overall	6.6%	7.8%	5.9%	4.4%	6.1%	8.7%	6.3%	5.6%	0.7%	
<i>Medical & Dental</i>	<i>0.2%</i>	<i>1.4%</i>	<i>1.9%</i>	<i>3.6%</i>	<i>1.2%</i>	<i>2.9%</i>	<i>1.5%</i>	<i>1.4%</i>	<i>0.1%</i>	
<i>Nursing & Midwifery</i>	<i>6.5%</i>	<i>8.1%</i>	<i>6.5%</i>	<i>4.0%</i>	<i>6.5%</i>	<i>8.2%</i>	<i>6.6%</i>	<i>5.7%</i>	<i>1.0%</i>	
<i>Health & Social Care Professionals</i>	<i>1.9%</i>	<i>6.4%</i>	<i>10.6%</i>	<i>7.5%</i>	<i>3.9%</i>	<i>5.2%</i>	<i>4.5%</i>	<i>4.1%</i>	<i>0.4%</i>	
<i>Management & Administrative</i>	<i>5.2%</i>	<i>6.4%</i>	<i>4.1%</i>	<i>3.3%</i>	<i>5.0%</i>	<i>4.3%</i>	<i>4.8%</i>	<i>4.5%</i>	<i>0.4%</i>	
<i>General Support</i>	<i>2.8%</i>	<i>20.0%</i>	<i>15.5%</i>	<i>6.3%</i>	<i>8.8%</i>	<i>14.7%</i>	<i>9.6%</i>	<i>8.8%</i>	<i>0.8%</i>	
<i>Patient & Client Care</i>	<i>9.8%</i>	<i>6.4%</i>	<i>3.8%</i>	<i>4.5%</i>	<i>11.3%</i>	<i>18.4%</i>	<i>10.3%</i>	<i>9.4%</i>	<i>0.9%</i>	
UL HG: 2018 overall	5.6%	7.0%	4.9%	3.0%	6.1%	7.9%	6.0%	5.4%	0.6%	
<i>Medical & Dental</i>	<i>0.1%</i>	<i>2.4%</i>	<i>0.6%</i>	<i>0.3%</i>	<i>0.6%</i>	<i>1.4%</i>	<i>0.7%</i>	<i>0.6%</i>	<i>0.1%</i>	
<i>Nursing & Midwifery</i>	<i>5.4%</i>	<i>8.8%</i>	<i>5.5%</i>	<i>2.9%</i>	<i>6.7%</i>	<i>7.9%</i>	<i>6.5%</i>	<i>5.8%</i>	<i>0.7%</i>	
<i>Health & Social Care Professionals</i>	<i>1.8%</i>	<i>7.9%</i>	<i>2.2%</i>	<i>1.8%</i>	<i>4.1%</i>	<i>10.2%</i>	<i>4.1%</i>	<i>3.8%</i>	<i>0.4%</i>	
<i>Management & Administrative</i>	<i>8.3%</i>	<i>4.2%</i>	<i>4.2%</i>	<i>2.4%</i>	<i>5.4%</i>	<i>4.7%</i>	<i>5.0%</i>	<i>4.7%</i>	<i>0.3%</i>	
<i>General Support</i>	<i>2.2%</i>	<i>6.2%</i>	<i>10.0%</i>	<i>5.2%</i>	<i>9.1%</i>	<i>9.9%</i>	<i>8.4%</i>	<i>7.8%</i>	<i>0.6%</i>	
<i>Patient & Client Care</i>	<i>7.8%</i>	<i>6.5%</i>	<i>4.5%</i>	<i>5.1%</i>	<i>10.0%</i>	<i>15.8%</i>	<i>9.3%</i>	<i>8.4%</i>	<i>0.8%</i>	