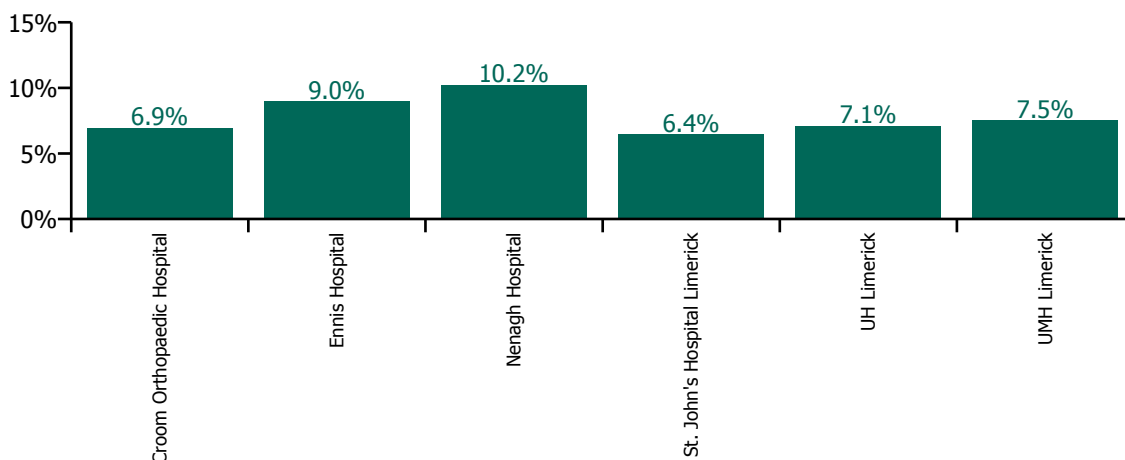


## April 2023

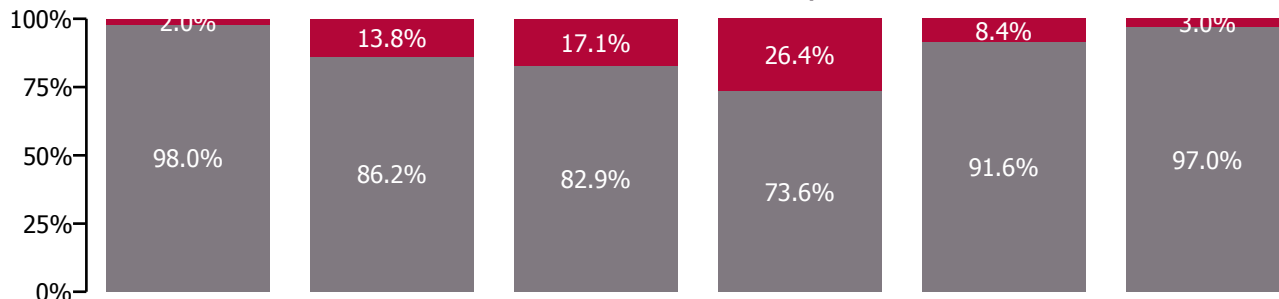
Health Service Absence Rate - by Staff Category: Apr 2023	Certified absence	Self-certified absence	Non Covid-19 absence	Covid-19 absence	Total absence rate	% Non Covid-19 absence	% Covid-19 absence
<b>University of Limerick Hospital Group</b>	<b>5.9%</b>	<b>0.7%</b>	<b>6.6%</b>	<b>0.7%</b>	<b>7.3%</b>	<b>90.2%</b>	<b>9.8%</b>
Medical & Dental	1.5%	0.3%	1.8%	0.2%	2.0%	91.6%	8.4%
Nursing & Midwifery	7.0%	1.0%	8.0%	0.9%	8.9%	89.6%	10.4%
Health & Social Care Professionals	3.9%	0.2%	4.0%	0.4%	4.5%	90.5%	9.5%
Management & Administrative	4.3%	0.4%	4.7%	0.2%	4.9%	95.6%	4.4%
General Support	6.5%	0.8%	7.2%	1.1%	8.4%	86.5%	13.5%
Patient & Client Care	10.0%	1.0%	11.0%	0.9%	11.9%	92.2%	7.8%

Health Service Absence Rate - by Hospital: Apr 2023	Certified absence	Self-certified absence	Non Covid-19 absence	Covid-19 absence	Total absence rate	% Non Covid-19 absence	% Covid-19 absence
<b>University of Limerick Hospital Group</b>	<b>5.9%</b>	<b>0.7%</b>	<b>6.6%</b>	<b>0.7%</b>	<b>7.3%</b>	<b>90.2%</b>	<b>9.8%</b>
Croom Orthopaedic Hospital	6.3%	0.5%	6.8%	0.1%	6.9%	98.0%	2.0%
Ennis Hospital	7.2%	0.5%	7.7%	1.2%	9.0%	86.2%	13.8%
Nenagh Hospital	7.7%	0.8%	8.5%	1.8%	10.2%	82.9%	17.1%
St. John's Hospital Limerick	4.4%	0.3%	4.7%	1.7%	6.4%	73.6%	26.4%
UH Limerick	5.7%	0.7%	6.5%	0.6%	7.1%	91.6%	8.4%
UMH Limerick	6.2%	1.1%	7.3%	0.2%	7.5%	97.0%	3.0%

**Total absence rate**

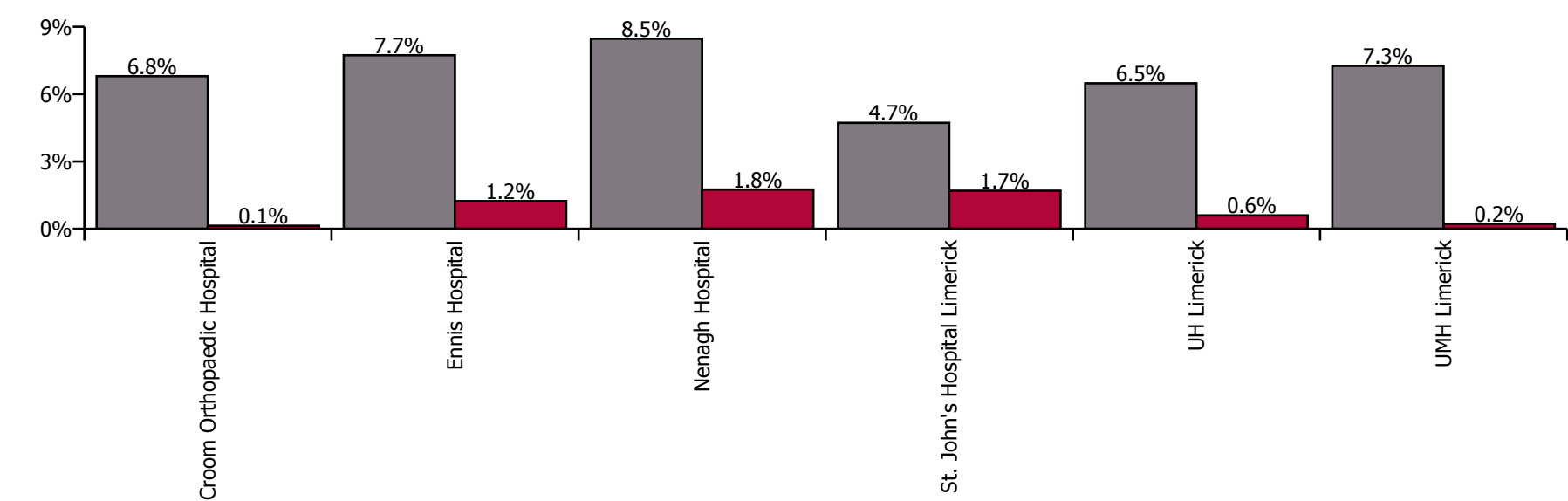


**% of Absence Non Covid-19 / Covid-19**



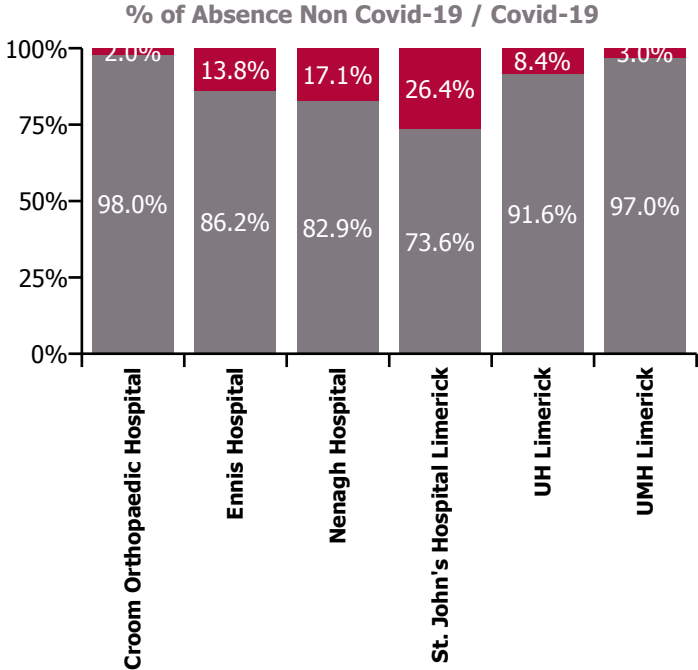
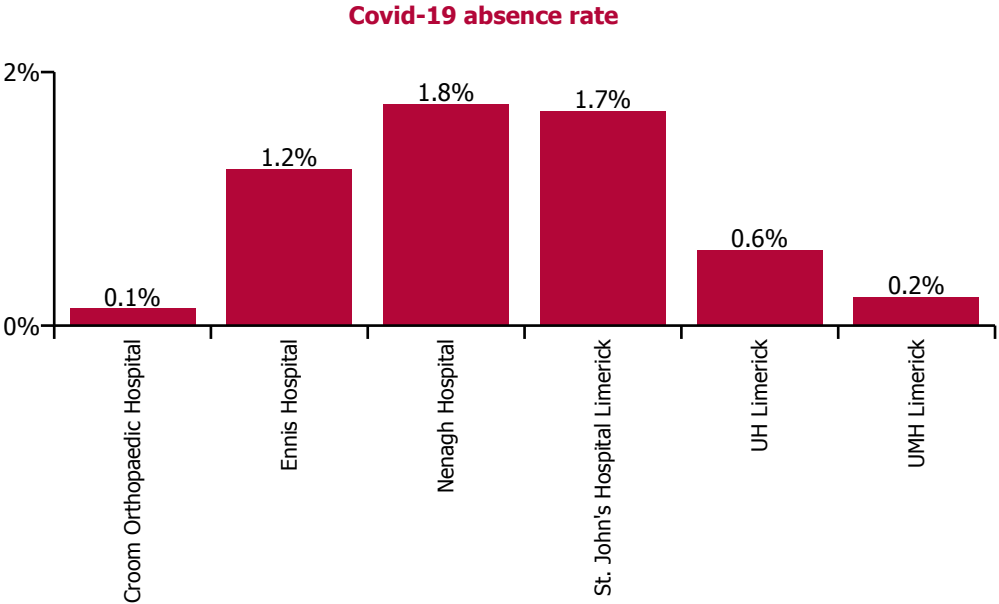
April 2023

Health Service Absence Rate by Hospital: Apr 2023	Medical & Dental	Nursing & Midwifery	Health & Social Care Professionals	Management & Administrative	General Support	Patient & Client Care	Certified absence	Self-certified absence	Non Covid-19 absence	Covid-19 absence	Total absence rate
University of Limerick Hospital Group	2.0%	8.9%	4.5%	4.9%	8.4%	11.9%	5.9%	0.7%	6.6%	0.7%	7.3%
Croom Orthopaedic Hospital	2.7%	6.3%	0.0%	4.0%	8.4%	11.8%	6.3%	0.5%	6.8%	0.1%	6.9%
Ennis Hospital	10.3%	10.4%	12.3%	6.2%	8.0%	2.1%	7.2%	0.5%	7.7%	1.2%	9.0%
Nenagh Hospital	2.1%	11.2%	4.3%	2.0%	8.9%	18.0%	7.7%	0.8%	8.5%	1.8%	10.2%
St. John's Hospital Limerick	8.3%	6.3%	3.6%	0.8%	14.6%	8.6%	4.4%	0.3%	4.7%	1.7%	6.4%
UH Limerick	1.1%	9.2%	4.2%	5.9%	7.9%	11.4%	5.7%	0.7%	6.5%	0.6%	7.1%
UMH Limerick	2.1%	8.4%	0.0%	2.0%	8.0%	14.4%	6.2%	1.1%	7.3%	0.2%	7.5%

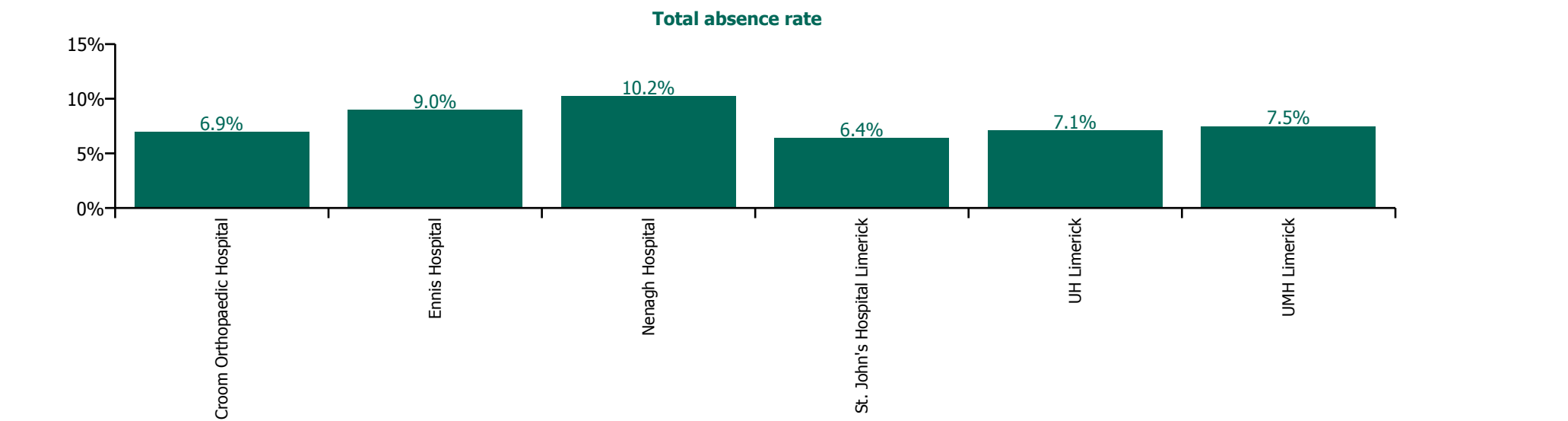


April 2023

Health Service Covid-19 Absence Rate - by Staff Category & Hospital: Apr 2023	Medical & Dental	Nursing & Midwifery	Health & Social Care Professionals	Management & Administrative	General Support	Patient & Client Care	Covid-19 absence	Non Covid-19 absence	Total absence rate
University of Limerick Hospital Group	0.2%	0.9%	0.4%	4.9%	1.1%	0.9%	0.7%	6.6%	7.3%
Croom Orthopaedic Hospital	0.0%	0.0%	0.0%	4.0%	0.6%	0.0%	0.1%	6.8%	6.9%
Ennis Hospital	0.0%	2.3%	1.8%	6.2%	0.5%	0.0%	1.2%	7.7%	9.0%
Nenagh Hospital	1.5%	1.6%	0.0%	2.0%	2.2%	2.9%	1.8%	8.5%	10.2%
St. John's Hospital Limerick	0.0%	1.8%	0.0%	0.8%	7.2%	0.6%	1.7%	4.7%	6.4%
UH Limerick	0.2%	0.9%	0.4%	5.9%	0.8%	0.7%	0.6%	6.5%	7.1%
UMH Limerick	0.0%	0.0%	0.0%	2.0%	0.1%	1.5%	0.2%	7.3%	7.5%

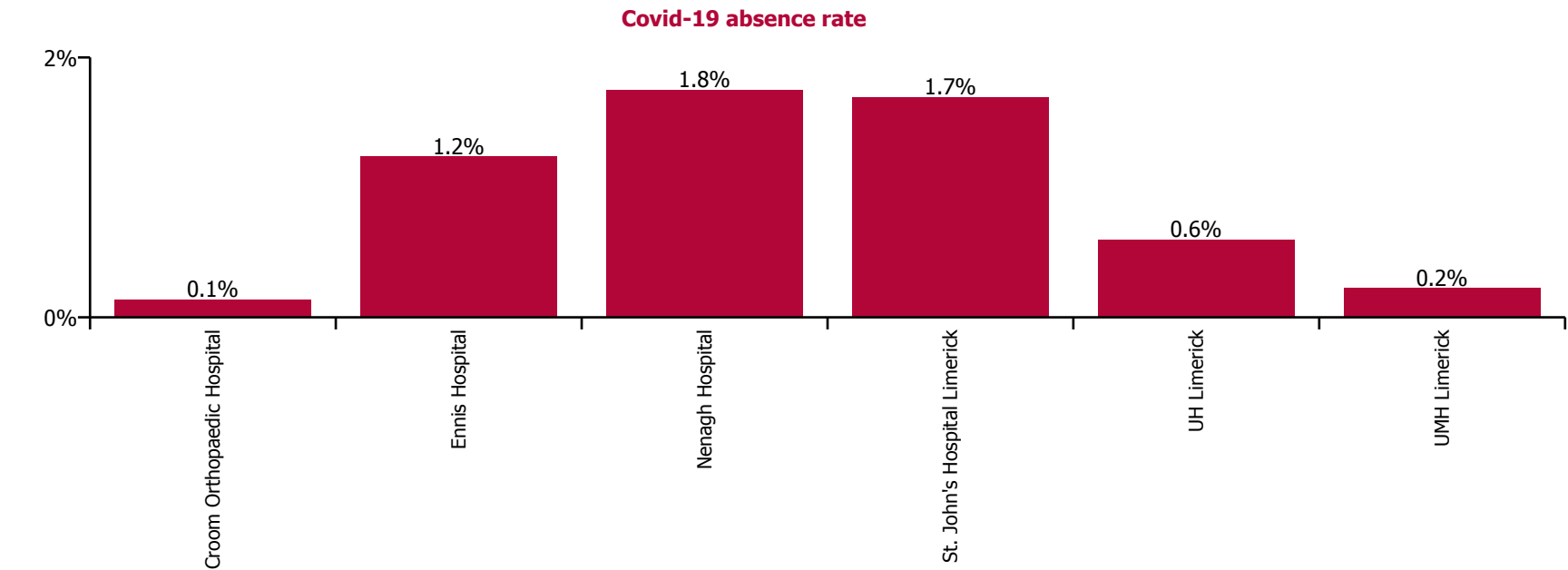


Health Service Absence Rate - by Ho[pital & Staff Category: Apr 2023	Medical & Dental	Nursing & Midwifery	Health & Social Care Professionals	Management & Administrative	General Support	Patient & Client Care	Certified absence	Self-certified absence	Non Covid-19 absence	Covid-19 absence	Total absence rate
University of Limerick Hospital Group	2.0%	8.9%	4.5%	4.9%	8.4%	11.9%	5.9%	0.7%	6.6%	0.7%	7.3%
Croom Orthopaedic Hospital	2.7%	6.3%	0.0%	4.0%	8.4%	11.8%	6.3%	0.5%	6.8%	0.1%	6.9%
Ennis Hospital	10.3%	10.4%	12.3%	6.2%	8.0%	2.1%	7.2%	0.5%	7.7%	1.2%	9.0%
Nenagh Hospital	2.1%	11.2%	4.3%	2.0%	8.9%	18.0%	7.7%	0.8%	8.5%	1.8%	10.2%
St. John's Hospital Limerick	8.3%	6.3%	3.6%	0.8%	14.6%	8.6%	4.4%	0.3%	4.7%	1.7%	6.4%
UH Limerick	1.1%	9.2%	4.2%	5.9%	7.9%	11.4%	5.7%	0.7%	6.5%	0.6%	7.1%
UMH Limerick	2.1%	8.4%	0.0%	2.0%	8.0%	14.4%	6.2%	1.1%	7.3%	0.2%	7.5%



April 2023

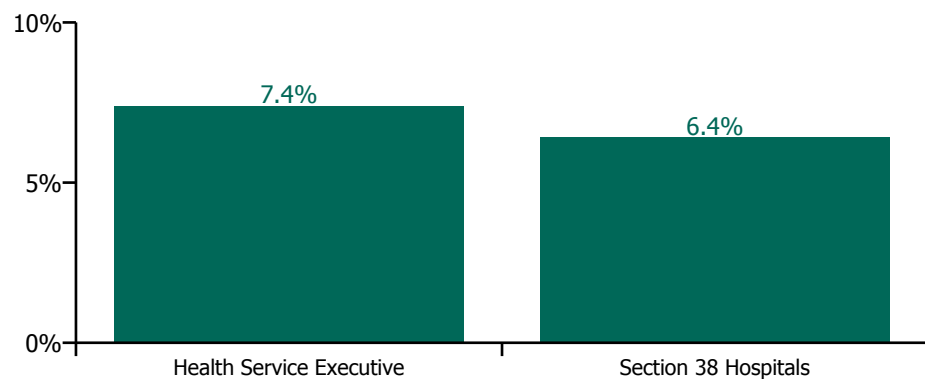
Health Service Covid-19 Absence Rate - by Staff Category & Hospital: Apr 2023	Medical & Dental	Nursing & Midwifery	Health & Social Care Professionals	Management & Administrative	General Support	Patient & Client Care	Covid-19 absence	Non Covid-19 absence	Total absence rate
University of Limerick Hospital Group	0.2%	0.9%	0.4%	4.9%	1.1%	0.9%	0.7%	6.6%	7.3%
Croom Orthopaedic Hospital	0.0%	0.0%	0.0%	4.0%	0.6%	0.0%	0.1%	6.8%	6.9%
Ennis Hospital	0.0%	2.3%	1.8%	6.2%	0.5%	0.0%	1.2%	7.7%	9.0%
Nenagh Hospital	1.5%	1.6%	0.0%	2.0%	2.2%	2.9%	1.8%	8.5%	10.2%
St. John's Hospital Limerick	0.0%	1.8%	0.0%	0.8%	7.2%	0.6%	1.7%	4.7%	6.4%
UH Limerick	0.2%	0.9%	0.4%	5.9%	0.8%	0.7%	0.6%	6.5%	7.1%
UMH Limerick	0.0%	0.0%	0.0%	2.0%	0.1%	1.5%	0.2%	7.3%	7.5%



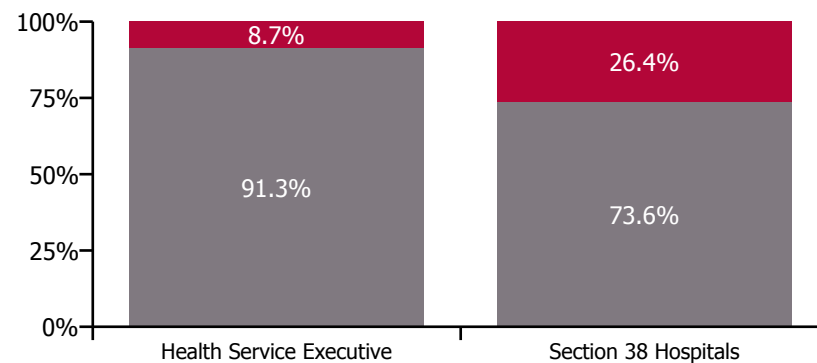
## April 2023

Health Service Absence Rate - by Admin & Hospital: Apr 2023	Medical & Dental	Nursing & Midwifery	Health & Social Care Professionals	Management & Administrative	General Support	Patient & Client Care	Certified absence	Self-certified absence	Non Covid-19 absence	Covid-19 absence	Total absence rate
<b>University of Limerick Hospital Group</b>	<b>2.0%</b>	<b>8.9%</b>	<b>4.5%</b>	<b>4.9%</b>	<b>8.4%</b>	<b>11.9%</b>	<b>5.9%</b>	<b>0.7%</b>	<b>6.6%</b>	<b>0.7%</b>	<b>7.3%</b>
<b>Health Service Executive</b>	<b>1.6%</b>	<b>9.1%</b>	<b>4.5%</b>	<b>5.4%</b>	<b>8.0%</b>	<b>12.3%</b>	<b>6.0%</b>	<b>0.7%</b>	<b>6.8%</b>	<b>0.6%</b>	<b>7.4%</b>
Croom Orthopaedic Hospital	2.7%	6.3%	0.0%	4.0%	8.4%	11.8%	6.3%	0.5%	6.8%	0.1%	6.9%
Ennis Hospital	10.3%	10.4%	12.3%	6.2%	8.0%	2.1%	7.2%	0.5%	7.7%	1.2%	9.0%
Nenagh Hospital	2.1%	11.2%	4.3%	2.0%	8.9%	18.0%	7.7%	0.8%	8.5%	1.8%	10.2%
UH Limerick	1.1%	9.2%	4.2%	5.9%	7.9%	11.4%	5.7%	0.7%	6.5%	0.6%	7.1%
UMH Limerick	2.1%	8.4%	0.0%	2.0%	8.0%	14.4%	6.2%	1.1%	7.3%	0.2%	7.5%
<b>Section 38 Hospitals</b>	<b>8.3%</b>	<b>6.3%</b>	<b>3.6%</b>	<b>0.8%</b>	<b>14.6%</b>	<b>8.6%</b>	<b>4.4%</b>	<b>0.3%</b>	<b>4.7%</b>	<b>1.7%</b>	<b>6.4%</b>
St. John's Hospital Limerick	8.3%	6.3%	3.6%	0.8%	14.6%	8.6%	4.4%	0.3%	4.7%	1.7%	6.4%

**Total absence rate**



**Non Covid-19 & Covid-19 Absence**



## April 2023

Croom Orthopaedic Hospital absence by Staff Category	Certified absence	Self-certified absence	Non Covid-19 absence	Covid-19 absence	Total absence rate	% Non Covid-19 absence	% Covid-19 absence
<b>Croom Orthopaedic Hospital</b>	<b>6.3%</b>	<b>0.5%</b>	<b>6.8%</b>	<b>0.1%</b>	<b>6.9%</b>	<b>98.0%</b>	<b>2.0%</b>
Medical & Dental	2.7%	0.0%	2.7%	0.0%	2.7%	100.0%	0.0%
Nursing & Midwifery	5.5%	0.9%	6.3%	0.0%	6.3%	100.0%	0.0%
Health & Social Care Professionals	0.0%	0.0%	0.0%	0.0%	0.0%		#DIV/0
Management & Administrative	3.5%	0.2%	3.7%	0.3%	4.0%	91.9%	8.1%
General Support	7.4%	0.4%	7.8%	0.6%	8.4%	93.3%	6.7%
Patient & Client Care	11.5%	0.3%	11.8%	0.0%	11.8%	100.0%	0.0%

## April 2023

Ennis Hospital absence by Staff Category	Certified absence	Self-certified absence	Non Covid-19 absence	Covid-19 absence	Total absence rate	% Non Covid-19 absence	% Covid-19 absence
<b>Ennis Hospital</b>	<b>7.2%</b>	<b>0.5%</b>	<b>7.7%</b>	<b>1.2%</b>	<b>9.0%</b>	<b>86.2%</b>	<b>13.8%</b>
Medical & Dental	10.0%	0.3%	10.3%	0.0%	10.3%	100.0%	0.0%
Nursing & Midwifery	7.7%	0.4%	8.1%	2.3%	10.4%	78.2%	21.8%
Health & Social Care Professionals	10.5%	0.0%	10.5%	1.8%	12.3%	85.3%	14.7%
Management & Administrative	5.4%	0.8%	6.2%	0.0%	6.2%	100.0%	0.0%
General Support	6.4%	1.1%	7.5%	0.5%	8.0%	94.0%	6.0%
Patient & Client Care	2.1%	0.0%	2.1%	0.0%	2.1%	100.0%	0.0%

## April 2023

Nenagh Hospital absence by Staff Category	Certified absence	Self-certified absence	Non Covid-19 absence	Covid-19 absence	Total absence rate	% Non Covid-19 absence	% Covid-19 absence
<b>Nenagh Hospital</b>	<b>7.7%</b>	<b>0.8%</b>	<b>8.5%</b>	<b>1.8%</b>	<b>10.2%</b>	<b>82.9%</b>	<b>17.1%</b>
Medical & Dental	0.0%	0.6%	0.6%	1.5%	2.1%	29.1%	70.9%
Nursing & Midwifery	8.5%	1.1%	9.6%	1.6%	11.2%	86.0%	14.0%
Health & Social Care Professionals	4.3%	0.0%	4.3%	0.0%	4.3%	100.0%	0.0%
Management & Administrative	0.6%	0.4%	1.0%	1.0%	2.0%	48.4%	51.6%
General Support	6.0%	0.7%	6.6%	2.2%	8.9%	74.8%	25.2%
Patient & Client Care	14.6%	0.5%	15.1%	2.9%	18.0%	83.8%	16.2%

## April 2023

St. John's Hospital Limerick absence by Staff Category	Certified absence	Self-certified absence	Non Covid-19 absence	Covid-19 absence	Total absence rate	% Non Covid-19 absence	% Covid-19 absence
<b>St. John's Hospital Limerick</b>	<b>4.4%</b>	<b>0.3%</b>	<b>4.7%</b>	<b>1.7%</b>	<b>6.4%</b>	<b>73.6%</b>	<b>26.4%</b>
Medical & Dental	8.3%	0.0%	8.3%	0.0%	8.3%	100.0%	0.0%
Nursing & Midwifery	4.1%	0.4%	4.5%	1.8%	6.3%	70.9%	29.1%
Health & Social Care Professionals	3.3%	0.3%	3.6%	0.0%	3.6%	100.0%	0.0%
Management & Administrative	0.6%	0.2%	0.8%	0.0%	0.8%	100.0%	0.0%
General Support	7.2%	0.2%	7.4%	7.2%	14.6%	50.8%	49.2%
Patient & Client Care	7.5%	0.4%	8.0%	0.6%	8.6%	92.9%	7.1%

## April 2023

UH Limerick absence by Staff Category	Certified absence	Self-certified absence	Non Covid-19 absence	Covid-19 absence	Total absence rate	% Non Covid-19 absence	% Covid-19 absence
<b>UH Limerick</b>	<b>5.7%</b>	<b>0.7%</b>	<b>6.5%</b>	<b>0.6%</b>	<b>7.1%</b>	<b>91.6%</b>	<b>8.4%</b>
Medical & Dental	0.7%	0.3%	1.0%	0.2%	1.1%	86.3%	13.7%
Nursing & Midwifery	7.3%	1.0%	8.3%	0.9%	9.2%	90.4%	9.6%
Health & Social Care Professionals	3.6%	0.2%	3.8%	0.4%	4.2%	90.3%	9.7%
Management & Administrative	5.3%	0.4%	5.7%	0.2%	5.9%	97.0%	3.0%
General Support	6.3%	0.8%	7.1%	0.8%	7.9%	90.3%	9.7%
Patient & Client Care	9.4%	1.3%	10.7%	0.7%	11.4%	93.5%	6.5%

## April 2023

UMH Limerick absence by Staff Category	Certified absence	Self-certified absence	Non Covid-19 absence	Covid-19 absence	Total absence rate	% Non Covid-19 absence	% Covid-19 absence
<b>UMH Limerick</b>	<b>6.2%</b>	<b>1.1%</b>	<b>7.3%</b>	<b>0.2%</b>	<b>7.5%</b>	<b>97.0%</b>	<b>3.0%</b>
Medical & Dental	1.7%	0.4%	2.1%	0.0%	2.1%	100.0%	0.0%
Nursing & Midwifery	7.1%	1.3%	8.4%	0.0%	8.4%	99.5%	0.5%
Health & Social Care Professionals	0.0%	0.0%	0.0%	0.0%	0.0%		#DIV/0
Management & Administrative	0.9%	0.4%	1.3%	0.7%	2.0%	66.7%	33.3%
General Support	7.1%	0.8%	7.8%	0.1%	8.0%	98.3%	1.7%
Patient & Client Care	10.8%	2.1%	12.9%	1.5%	14.4%	89.5%	10.5%



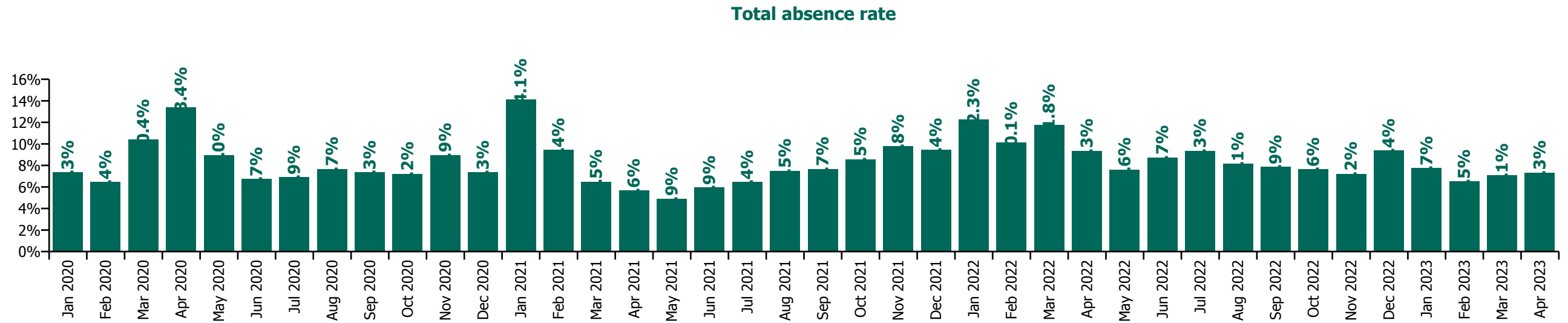
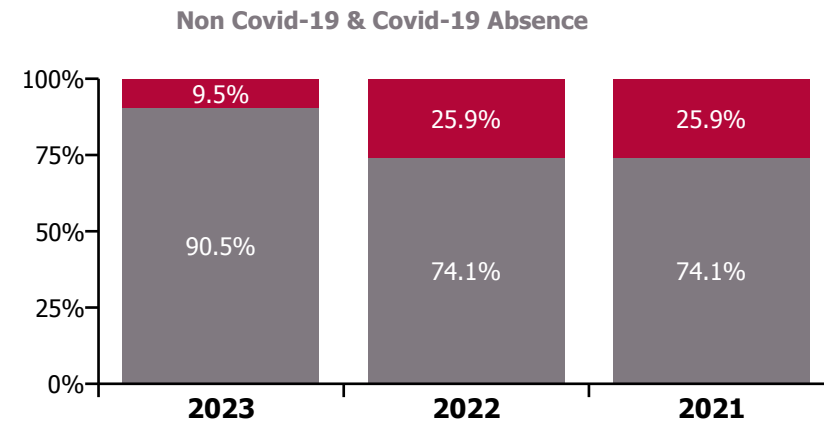
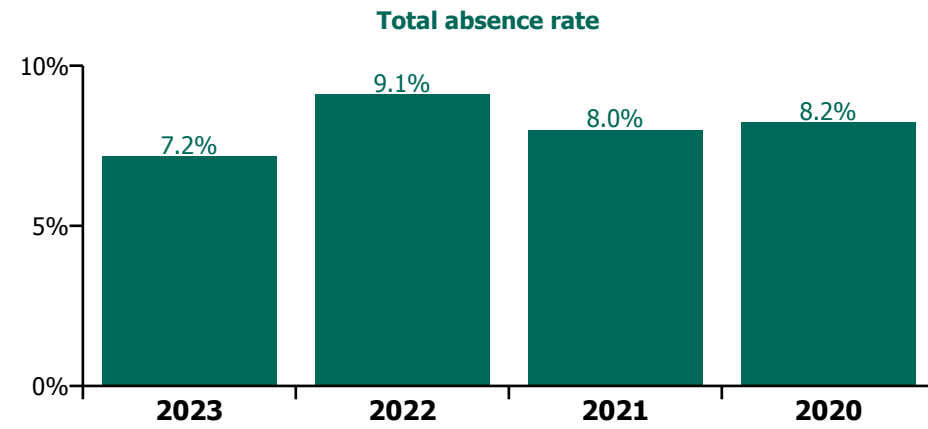
University of Limerick  
Hospital Group

Year/ month	Medical & Dental	Nursing & Midwifery	Health & Social Care Professionals	Management & Administrative	General Support	Patient & Client Care	Certified absence	Self-certified absence	Non Covid-19 absence	Covid-19 absence	Total absence rate
<b>2023</b>	<b>1.5%</b>	<b>8.5%</b>	<b>5.9%</b>	<b>4.9%</b>	<b>9.3%</b>	<b>10.8%</b>	<b>5.8%</b>	<b>0.7%</b>	<b>6.5%</b>	<b>0.7%</b>	<b>7.2%</b>
Apr 2023	2.0%	8.9%	4.5%	4.9%	8.4%	11.9%	5.9%	0.7%	6.6%	0.7%	7.3%
Mar 2023	1.5%	8.4%	5.9%	4.5%	9.7%	10.8%	5.6%	0.8%	6.4%	0.7%	7.1%
Feb 2023	1.3%	7.5%	6.3%	4.2%	9.2%	9.0%	5.3%	0.7%	6.0%	0.5%	6.5%
Jan 2023	1.2%	8.9%	6.8%	6.1%	9.9%	11.4%	6.2%	0.7%	7.0%	0.8%	7.7%
<b>2022</b>	<b>2.4%</b>	<b>10.1%</b>	<b>7.8%</b>	<b>7.5%</b>	<b>11.9%</b>	<b>12.9%</b>	<b>6.1%</b>	<b>0.7%</b>	<b>6.8%</b>	<b>2.4%</b>	<b>9.1%</b>
Dec 2022	2.0%	10.2%	9.3%	8.4%	11.9%	13.0%	7.0%	1.1%	8.0%	1.3%	9.4%
Nov 2022	1.7%	8.2%	5.5%	5.5%	9.1%	12.2%	5.7%	0.7%	6.3%	0.9%	7.2%
Oct 2022	2.2%	8.2%	6.1%	6.6%	10.4%	10.6%	6.1%	0.7%	6.8%	0.8%	7.6%
Sep 2022	1.1%	9.1%	6.1%	6.2%	11.1%	10.6%	6.1%	0.7%	6.8%	1.1%	7.9%
Aug 2022	1.7%	9.2%	6.2%	6.4%	10.8%	12.5%	6.4%	0.6%	7.0%	1.1%	8.1%
Jul 2022	2.6%	10.1%	8.4%	7.2%	11.6%	15.5%	6.3%	0.7%	7.0%	2.3%	9.3%
Jun 2022	3.2%	9.7%	8.1%	6.2%	10.7%	13.7%	5.8%	0.6%	6.4%	2.3%	8.7%
May 2022	1.3%	8.1%	7.9%	6.0%	10.6%	11.9%	5.5%	0.8%	6.4%	1.3%	7.6%
Apr 2022	2.0%	10.2%	7.8%	7.7%	12.2%	13.9%	6.2%	0.7%	6.9%	2.5%	9.3%
Mar 2022	3.8%	13.5%	10.9%	10.7%	14.2%	13.4%	6.4%	0.7%	7.2%	4.6%	11.8%
Feb 2022	3.6%	11.6%	7.8%	8.5%	13.8%	11.5%	5.8%	0.6%	6.4%	3.8%	10.1%
Jan 2022	3.4%	13.5%	9.2%	9.9%	17.1%	16.4%	5.4%	0.5%	5.9%	6.4%	12.3%
<b>2021</b>	<b>1.7%</b>	<b>9.2%</b>	<b>4.5%</b>	<b>6.2%</b>	<b>11.5%</b>	<b>11.8%</b>	<b>5.3%</b>	<b>0.6%</b>	<b>5.9%</b>	<b>2.1%</b>	<b>8.0%</b>
Dec 2021	1.9%	10.0%	7.2%	9.0%	13.3%	12.8%	5.6%	0.6%	6.2%	3.2%	9.4%
Nov 2021	1.6%	11.0%	6.6%	9.1%	13.7%	14.1%	6.8%	1.0%	7.8%	1.9%	9.8%
Oct 2021	1.7%	9.2%	6.1%	5.7%	12.9%	14.4%	6.2%	0.7%	6.9%	1.7%	8.5%
Sep 2021	1.7%	8.5%	5.1%	5.1%	11.6%	12.8%	5.9%	0.6%	6.5%	1.2%	7.7%
Aug 2021	1.1%	8.8%	4.1%	4.9%	11.7%	10.9%	5.7%	0.7%	6.4%	1.1%	7.5%
Jul 2021	1.3%	6.9%	3.7%	4.5%	11.0%	9.6%	5.1%	0.6%	5.7%	0.7%	6.4%
Jun 2021	1.3%	6.6%	3.1%	4.7%	9.2%	9.0%	4.8%	0.5%	5.3%	0.7%	5.9%
May 2021	0.7%	5.3%	2.5%	4.6%	8.3%	5.7%	3.9%	0.4%	4.3%	0.5%	4.9%
Apr 2021	0.8%	6.4%	2.0%	5.9%	8.6%	7.3%	4.4%	0.5%	4.8%	0.8%	5.6%
Mar 2021	0.5%	7.9%	2.3%	5.1%	9.8%	9.4%	4.7%	0.4%	5.1%	1.4%	6.5%
Feb 2021	1.7%	11.9%	4.2%	6.6%	12.2%	14.8%	5.6%	0.7%	6.2%	3.2%	9.4%
Jan 2021	6.2%	17.9%	6.9%	9.3%	15.4%	20.0%	5.3%	0.4%	5.7%	8.5%	14.1%
<b>2020</b>	<b>2.5%</b>	<b>9.6%</b>	<b>6.1%</b>	<b>6.7%</b>	<b>11.3%</b>	<b>10.8%</b>	<b>6.0%</b>	<b>0.4%</b>	<b>6.4%</b>	<b>1.8%</b>	<b>8.2%</b>

Dec 2020	1.2%	9.0%	4.7%	7.0%	8.4%	10.7%	5.5%	0.5%	6.0%	1.4%	7.3%
Nov 2020	3.5%	11.4%	7.5%	6.1%	10.0%	11.3%	4.9%	0.3%	5.2%	3.7%	8.9%
Oct 2020	2.1%	8.2%	7.2%	6.7%	8.7%	9.1%	5.5%	0.4%	5.9%	1.3%	7.2%
Sep 2020	1.8%	8.6%	6.3%	6.5%	9.7%	9.7%	5.9%	0.5%	6.4%	0.9%	7.3%
Aug 2020	1.1%	8.6%	5.8%	6.9%	12.1%	10.1%	6.1%	0.5%	6.6%	1.0%	7.7%
Jul 2020	1.3%	7.9%	3.5%	6.2%	11.7%	8.5%	6.0%	0.5%	6.5%	0.4%	6.9%
Jun 2020	1.3%	8.0%	3.6%	5.1%	11.9%	8.2%	5.6%	0.4%	6.1%	0.6%	6.7%
May 2020	3.0%	10.3%	7.1%	6.3%	13.2%	10.8%	6.3%	0.3%	6.6%	2.3%	9.0%
Apr 2020	5.9%	16.2%	9.7%	7.8%	16.4%	19.5%	6.9%	0.2%	7.1%	6.3%	13.4%
Mar 2020	4.9%	11.5%	8.3%	8.9%	13.8%	12.2%	6.6%	0.5%	7.1%	3.3%	10.4%
Feb 2020	2.5%	6.7%	3.7%	5.6%	9.7%	9.2%	5.8%	0.7%	6.4%		6.4%
Jan 2020	2.1%	7.7%	5.1%	6.9%	10.5%	10.6%	6.6%	0.7%	7.3%		7.3%

University of Limerick Hospital  
Group

Year/ month	Croom Orthopaed ic Hospital	Ennis Hospital	Nenagh Hospital	St. John's Hospital Limerick	UH Limerick	UMH Limerick	Certified absence	Self- certified absence	Non Covid-19 absence	Covid-19 absence	Total absence rate
<b>2023</b>	8.1%	8.0%	8.7%	7.5%	6.7%	8.4%	<b>5.8%</b>	<b>0.7%</b>	<b>6.5%</b>	<b>0.7%</b>	<b>7.2%</b>
Apr 2023	6.9%	9.0%	10.2%	6.4%	7.1%	7.5%	5.9%	0.7%	6.6%	0.7%	7.3%
Mar 2023	8.4%	7.4%	8.0%	7.6%	6.8%	7.3%	5.6%	0.8%	6.4%	0.7%	7.1%
Feb 2023	8.2%	6.8%	7.3%	7.9%	5.9%	8.2%	5.3%	0.7%	6.0%	0.5%	6.5%
Jan 2023	8.8%	8.8%	9.3%	8.2%	7.1%	10.3%	6.2%	0.7%	7.0%	0.8%	7.7%
<b>2022</b>	9.7%	9.9%	9.6%	10.9%	8.5%	11.4%	<b>6.1%</b>	<b>0.7%</b>	<b>6.8%</b>	<b>2.4%</b>	<b>9.1%</b>
Dec 2022	9.3%	10.2%	9.7%	10.7%	8.9%	12.0%	7.0%	1.1%	8.0%	1.3%	9.4%
Nov 2022	7.6%	7.1%	6.9%	9.3%	6.8%	8.9%	5.7%	0.7%	6.3%	0.9%	7.2%
Oct 2022	7.8%	8.4%	7.2%	7.9%	7.3%	9.5%	6.1%	0.7%	6.8%	0.8%	7.6%
Sep 2022	10.6%	8.5%	6.6%	8.0%	7.4%	10.7%	6.1%	0.7%	6.8%	1.1%	7.9%
Aug 2022	10.4%	9.2%	8.3%	7.5%	7.6%	11.1%	6.4%	0.6%	7.0%	1.1%	8.1%
Jul 2022	11.4%	10.1%	9.8%	8.3%	8.9%	12.2%	6.3%	0.7%	7.0%	2.3%	9.3%
Jun 2022	10.9%	8.8%	10.3%	11.6%	8.0%	10.0%	5.8%	0.6%	6.4%	2.3%	8.7%
May 2022	9.3%	7.1%	7.1%	11.5%	6.9%	9.6%	5.5%	0.8%	6.4%	1.3%	7.6%
Apr 2022	7.3%	8.2%	10.5%	14.2%	8.7%	11.5%	6.2%	0.7%	6.9%	2.5%	9.3%
Mar 2022	11.9%	13.1%	11.4%	11.6%	11.4%	14.2%	6.4%	0.7%	7.2%	4.6%	11.8%
Feb 2022	7.5%	11.0%	12.9%	16.9%	9.0%	13.3%	5.8%	0.6%	6.4%	3.8%	10.1%
Jan 2022	13.0%	17.0%	14.9%	14.8%	11.2%	13.8%	5.4%	0.5%	5.9%	6.4%	12.3%
<b>2021</b>	10.3%	8.5%	9.5%	9.8%	7.2%	10.6%	<b>5.3%</b>	<b>0.6%</b>	<b>5.9%</b>	<b>2.1%</b>	<b>8.0%</b>
Dec 2021	10.7%	10.8%	7.6%	14.8%	8.5%	12.6%	5.6%	0.6%	6.2%	3.2%	9.4%
Nov 2021	10.0%	13.6%	8.5%	11.7%	8.9%	14.3%	6.8%	1.0%	7.8%	1.9%	9.8%
Oct 2021	9.8%	9.8%	7.0%	10.1%	7.9%	12.1%	6.2%	0.7%	6.9%	1.7%	8.5%
Sep 2021	11.0%	7.7%	6.7%	8.3%	7.1%	10.7%	5.9%	0.6%	6.5%	1.2%	7.7%
Aug 2021	10.5%	6.8%	6.3%	7.4%	6.8%	12.9%	5.7%	0.7%	6.4%	1.1%	7.5%
Jul 2021	8.5%	8.0%	6.7%	6.1%	5.7%	10.8%	5.1%	0.6%	5.7%	0.7%	6.4%
Jun 2021	7.5%	6.1%	7.0%	5.2%	5.4%	9.1%	4.8%	0.5%	5.3%	0.7%	5.9%
May 2021	5.6%	4.6%	6.0%	5.4%	4.4%	7.3%	3.9%	0.4%	4.3%	0.5%	4.9%
Apr 2021	7.7%	5.5%	6.3%	6.4%	5.1%	8.2%	4.4%	0.5%	4.8%	0.8%	5.6%
Mar 2021	9.7%	6.4%	8.5%	8.3%	5.8%	8.1%	4.7%	0.4%	5.1%	1.4%	6.5%
Feb 2021	14.8%	8.7%	21.7%	11.4%	8.1%	8.3%	5.6%	0.7%	6.2%	3.2%	9.4%
Jan 2021	19.1%	12.8%	21.0%	21.1%	12.9%	12.6%	5.3%	0.4%	5.7%	8.5%	14.1%
<b>2020</b>	10.5%	8.2%	8.1%	9.9%	7.8%	9.3%	<b>6.0%</b>	<b>0.4%</b>	<b>6.4%</b>	<b>1.8%</b>	<b>8.2%</b>
Dec 2020	10.9%	8.5%	8.1%	6.4%	6.7%	10.1%	5.5%	0.5%	6.0%	1.4%	7.3%
Nov 2020	7.9%	7.5%	8.2%	9.7%	9.2%	8.4%	4.9%	0.3%	5.2%	3.7%	8.9%
Oct 2020	10.2%	7.5%	6.6%	7.7%	6.7%	9.4%	5.5%	0.4%	5.9%	1.3%	7.2%
Sep 2020	10.0%	5.9%	5.0%	7.1%	7.2%	10.0%	5.9%	0.5%	6.4%	0.9%	7.3%
Aug 2020	10.0%	6.8%	4.6%	6.5%	7.6%	10.4%	6.1%	0.5%	6.6%	1.0%	7.7%
Jul 2020	9.2%	4.8%	6.6%	5.4%	6.9%	8.1%	6.0%	0.5%	6.5%	0.4%	6.9%
Jun 2020	10.2%	5.2%	8.4%	6.8%	6.3%	8.7%	5.6%	0.4%	6.1%	0.6%	6.7%
May 2020	10.4%	9.6%	10.7%	13.7%	8.3%	8.5%	6.3%	0.3%	6.6%	2.3%	9.0%
Apr 2020	13.3%	14.5%	15.1%	36.5%	11.3%	10.1%	6.9%	0.2%	7.1%	6.3%	13.4%
Mar 2020	16.8%	10.3%	10.4%	10.5%	10.0%	10.2%	6.6%	0.5%	7.1%	3.3%	10.4%
Feb 2020	8.6%	7.5%	5.3%	3.6%	6.4%	7.9%	5.8%	0.7%	6.4%		6.4%
Jan 2020	8.0%	9.5%	7.3%	4.8%	7.1%	9.4%	6.6%	0.7%	7.3%		7.3%



University of Limerick Hospital Group

Year/ month	Health Service Executive	Section 38 Hospitals	Acute Services absence rate	Certified absence	Self-certified absence	Non Covid-19 absence	Covid-19 absence	Total absence rate
<b>2023</b>	7.1%	7.5%	<b>7.2%</b>	<b>5.8%</b>	<b>0.7%</b>	<b>6.5%</b>	<b>0.7%</b>	<b>7.2%</b>
Apr 2023	7.4%	6.4%	<b>7.3%</b>	5.9%	0.7%	6.6%	0.7%	7.3%
Mar 2023	7.0%	7.6%	<b>7.1%</b>	5.6%	0.8%	6.4%	0.7%	7.1%
Feb 2023	6.4%	7.9%	<b>6.5%</b>	5.3%	0.7%	6.0%	0.5%	6.5%
Jan 2023	7.7%	8.2%	<b>7.7%</b>	6.2%	0.7%	7.0%	0.8%	7.7%
<b>2022</b>	9.0%	10.9%	<b>9.1%</b>	<b>6.1%</b>	<b>0.7%</b>	<b>6.8%</b>	<b>2.4%</b>	<b>9.1%</b>
Dec 2022	9.3%	10.7%	<b>9.4%</b>	7.0%	1.1%	8.0%	1.3%	9.4%
Nov 2022	7.0%	9.3%	<b>7.2%</b>	5.7%	0.7%	6.3%	0.9%	7.2%
Oct 2022	7.6%	7.9%	<b>7.6%</b>	6.1%	0.7%	6.8%	0.8%	7.6%
Sep 2022	7.8%	8.0%	<b>7.9%</b>	6.1%	0.7%	6.8%	1.1%	7.9%
Aug 2022	8.2%	7.5%	<b>8.1%</b>	6.4%	0.6%	7.0%	1.1%	8.1%
Jul 2022	9.4%	8.3%	<b>9.3%</b>	6.3%	0.7%	7.0%	2.3%	9.3%
Jun 2022	8.5%	11.6%	<b>8.7%</b>	5.8%	0.6%	6.4%	2.3%	8.7%
May 2022	7.3%	11.5%	<b>7.6%</b>	5.5%	0.8%	6.4%	1.3%	7.6%
Apr 2022	9.0%	14.2%	<b>9.3%</b>	6.2%	0.7%	6.9%	2.5%	9.3%
Mar 2022	11.8%	11.6%	<b>11.8%</b>	6.4%	0.7%	7.2%	4.6%	11.8%
Feb 2022	9.6%	16.9%	<b>10.1%</b>	5.8%	0.6%	6.4%	3.8%	10.1%
Jan 2022	12.1%	14.8%	<b>12.3%</b>	5.4%	0.5%	5.9%	6.4%	12.3%
<b>2021</b>	7.9%	9.8%	<b>8.0%</b>	<b>5.3%</b>	<b>0.6%</b>	<b>5.9%</b>	<b>2.1%</b>	<b>8.0%</b>
Dec 2021	9.0%	14.8%	<b>9.4%</b>	5.6%	0.6%	6.2%	3.2%	9.4%
Nov 2021	9.6%	11.7%	<b>9.8%</b>	6.8%	1.0%	7.8%	1.9%	9.8%
Oct 2021	8.4%	10.1%	<b>8.5%</b>	6.2%	0.7%	6.9%	1.7%	8.5%
Sep 2021	7.6%	8.3%	<b>7.7%</b>	5.9%	0.6%	6.5%	1.2%	7.7%
Aug 2021	7.5%	7.4%	<b>7.5%</b>	5.7%	0.7%	6.4%	1.1%	7.5%
Jul 2021	6.5%	6.1%	<b>6.4%</b>	5.1%	0.6%	5.7%	0.7%	6.4%
Jun 2021	6.0%	5.2%	<b>5.9%</b>	4.8%	0.5%	5.3%	0.7%	5.9%
May 2021	4.8%	5.4%	<b>4.9%</b>	3.9%	0.4%	4.3%	0.5%	4.9%
Apr 2021	5.6%	6.4%	<b>5.6%</b>	4.4%	0.5%	4.8%	0.8%	5.6%
Mar 2021	6.4%	8.3%	<b>6.5%</b>	4.7%	0.4%	5.1%	1.4%	6.5%
Feb 2021	9.3%	11.4%	<b>9.4%</b>	5.6%	0.7%	6.2%	3.2%	9.4%
Jan 2021	13.6%	21.1%	<b>14.1%</b>	5.3%	0.4%	5.7%	8.5%	14.1%
<b>2020</b>	8.1%	9.9%	<b>8.2%</b>	<b>6.0%</b>	<b>0.4%</b>	<b>6.4%</b>	<b>1.8%</b>	<b>8.2%</b>
Dec 2020	7.4%	6.4%	<b>7.3%</b>	5.5%	0.5%	6.0%	1.4%	7.3%
Nov 2020	8.9%	9.7%	<b>8.9%</b>	4.9%	0.3%	5.2%	3.7%	8.9%
Oct 2020	7.2%	7.7%	<b>7.2%</b>	5.5%	0.4%	5.9%	1.3%	7.2%
Sep 2020	7.4%	7.1%	<b>7.3%</b>	5.9%	0.5%	6.4%	0.9%	7.3%
Aug 2020	7.7%	6.5%	<b>7.7%</b>	6.1%	0.5%	6.6%	1.0%	7.7%
Jul 2020	7.0%	5.4%	<b>6.9%</b>	6.0%	0.5%	6.5%	0.4%	6.9%
Jun 2020	6.7%	6.8%	<b>6.7%</b>	5.6%	0.4%	6.1%	0.6%	6.7%
May 2020	8.6%	13.7%	<b>9.0%</b>	6.3%	0.3%	6.6%	2.3%	9.0%
Apr 2020	11.7%	36.5%	<b>13.4%</b>	6.9%	0.2%	7.1%	6.3%	13.4%
Mar 2020	10.4%	10.5%	<b>10.4%</b>	6.6%	0.5%	7.1%	3.3%	10.4%
Feb 2020	6.7%	3.6%	<b>6.4%</b>	5.8%	0.7%	6.4%		6.4%

University of Limerick Hospital Group

Year/ month	Health Service Executive	Section 38 Hospitals	Acute Services absence rate	Certified absence	Self- certified absence	Non Covid-19 absence	Covid-19 absence	Total absence rate
Jan 2020	7.5%	4.8%	7.3%	6.6%	0.7%	7.3%		7.3%
2019	6.5%	4.4%	6.3%	5.6%	0.7%	6.3%		6.3%
Dec 2019	7.6%	4.1%	7.4%	6.6%	0.8%	7.4%		7.4%
Nov 2019	6.5%	5.2%	6.4%	5.9%	0.6%	6.4%		6.4%
Oct 2019	6.9%	6.0%	6.8%	6.2%	0.6%	6.8%		6.8%
Sep 2019	6.3%	5.4%	6.3%	5.7%	0.6%	6.3%		6.3%
Aug 2019	6.6%	4.4%	6.4%	5.8%	0.6%	6.4%		6.4%
Jul 2019	6.3%	3.3%	6.1%	5.6%	0.5%	6.1%		6.1%
Jun 2019	6.3%	3.1%	6.0%	5.1%	0.9%	6.0%		6.0%
May 2019	5.8%	5.1%	5.8%	5.3%	0.5%	5.8%		5.8%
Apr 2019	6.0%	3.0%	5.8%	5.3%	0.6%	5.8%		5.8%
Mar 2019	5.9%	4.3%	5.8%	5.1%	0.6%	5.8%		5.8%
Feb 2019	6.9%	4.9%	6.8%	5.6%	1.2%	6.8%		6.8%
Jan 2019	6.8%	4.3%	6.6%	5.6%	1.0%	6.6%		6.6%
2018	6.2%	3.0%	6.0%	5.4%	0.6%	6.0%		6.0%
Dec 2018	6.5%	2.0%	6.2%	5.5%	0.7%	6.2%		6.2%
Nov 2018	5.9%	2.7%	5.7%	5.0%	0.7%	5.7%		5.7%
Oct 2018	7.1%	3.4%	6.9%	6.2%	0.7%	6.9%		6.9%
Sep 2018	6.3%	2.8%	6.0%	5.4%	0.6%	6.0%		6.0%
Aug 2018	6.3%	2.6%	6.0%	5.5%	0.5%	6.0%		6.0%
Jul 2018	5.9%	3.4%	5.8%	5.3%	0.5%	5.8%		5.8%
Jun 2018	5.7%	2.9%	5.5%	5.0%	0.5%	5.5%		5.5%
May 2018	5.2%	3.5%	5.1%	4.6%	0.4%	5.1%		5.1%
Apr 2018	5.6%	3.8%	5.5%	5.0%	0.5%	5.5%		5.5%
Mar 2018	6.3%	3.1%	6.0%	5.5%	0.5%	6.0%		6.0%
Feb 2018	6.6%	3.1%	6.4%	5.8%	0.6%	6.4%		6.4%
Jan 2018	6.8%	3.1%	6.6%	5.9%	0.7%	6.6%		6.6%

