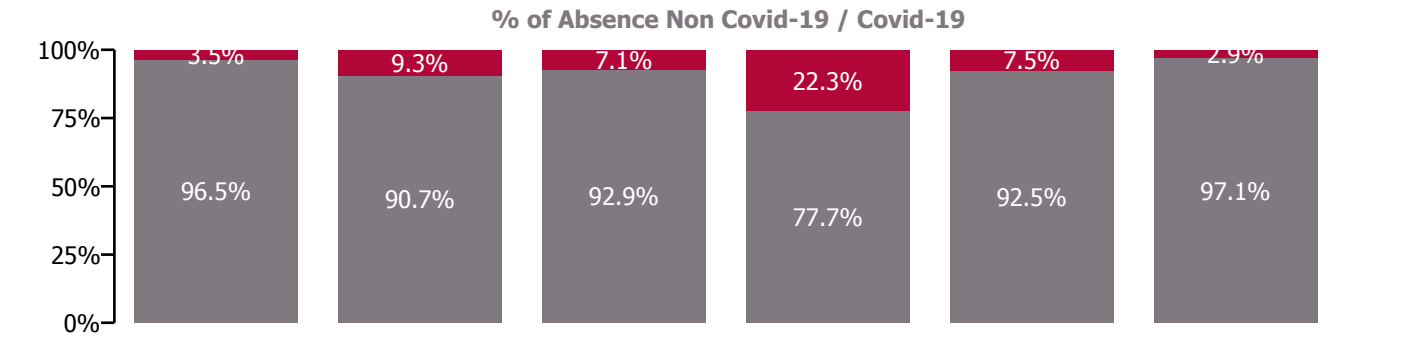
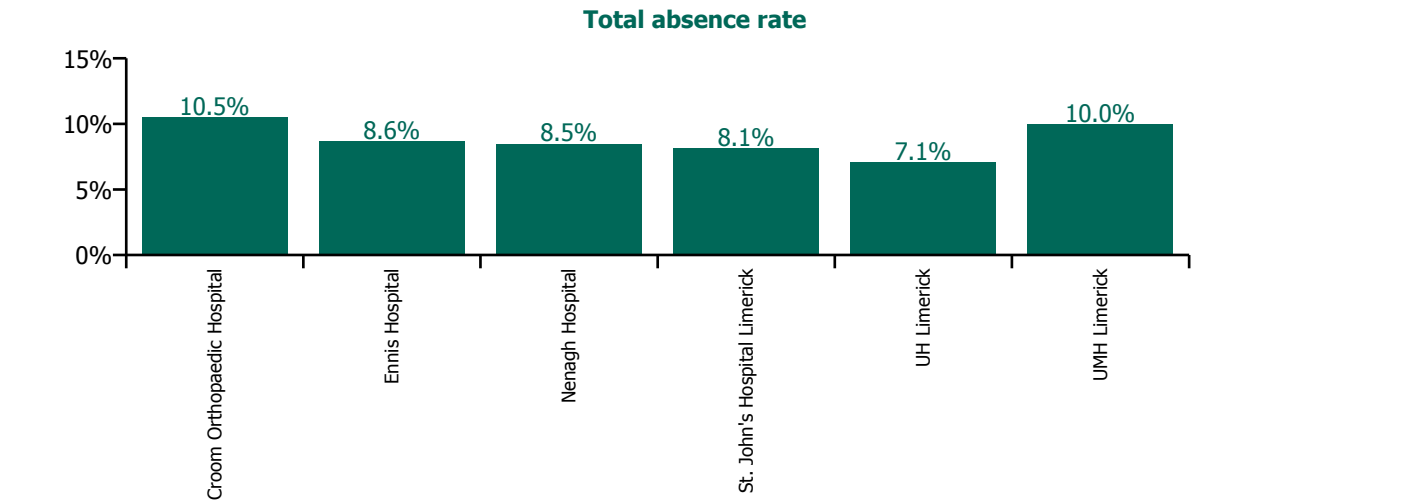


December 2023

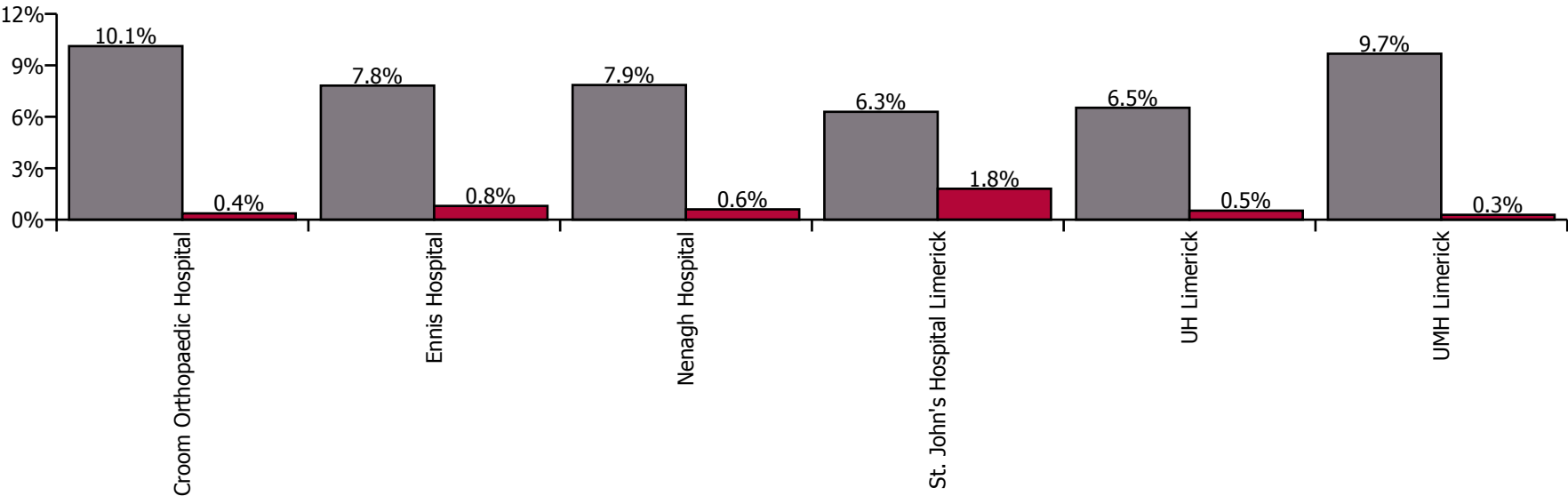
Health Service Absence Rate - by Staff Category: Dec 2023	Certified absence	Self-certified absence	Non Covid-19 absence	Covid-19 absence	Total absence rate	% Non Covid-19 absence	% Covid-19 absence
University of Limerick Hospital Group	6.2%	0.8%	7.1%	0.6%	7.7%	92.0%	8.0%
Medical & Dental	0.7%	0.2%	1.0%	0.1%	1.0%	92.0%	8.0%
Nursing & Midwifery	6.7%	1.0%	7.8%	0.6%	8.3%	93.2%	6.8%
Health & Social Care Professionals	5.0%	0.8%	5.8%	0.4%	6.2%	93.8%	6.2%
Management & Administrative	6.4%	0.5%	6.9%	0.7%	7.5%	91.2%	8.8%
General Support	8.3%	0.9%	9.2%	1.3%	10.5%	87.4%	12.6%
Patient & Client Care	9.0%	1.3%	10.4%	0.5%	10.9%	95.2%	4.8%

Health Service Absence Rate - by Hospital: Dec 2023	Certified absence	Self-certified absence	Non Covid-19 absence	Covid-19 absence	Total absence rate	% Non Covid-19 absence	% Covid-19 absence
University of Limerick Hospital Group	6.2%	0.8%	7.1%	0.6%	7.7%	92.0%	8.0%
Croom Orthopaedic Hospital	9.2%	0.9%	10.1%	0.4%	10.5%	96.5%	3.5%
Ennis Hospital	7.3%	0.5%	7.8%	0.8%	8.6%	90.7%	9.3%
Nenagh Hospital	7.3%	0.5%	7.9%	0.6%	8.5%	92.9%	7.1%
St. John's Hospital Limerick	5.9%	0.4%	6.3%	1.8%	8.1%	77.7%	22.3%
UH Limerick	5.6%	0.9%	6.5%	0.5%	7.1%	92.5%	7.5%
UMH Limerick	8.7%	1.0%	9.7%	0.3%	10.0%	97.1%	2.9%



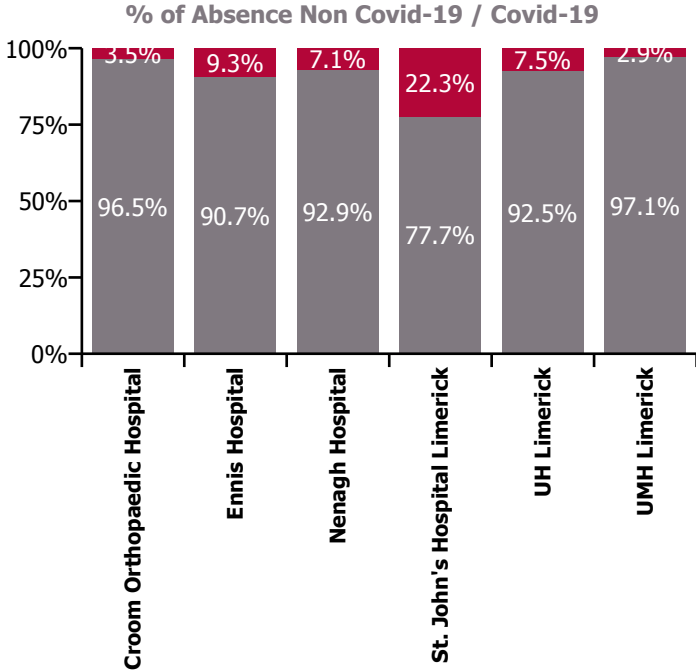
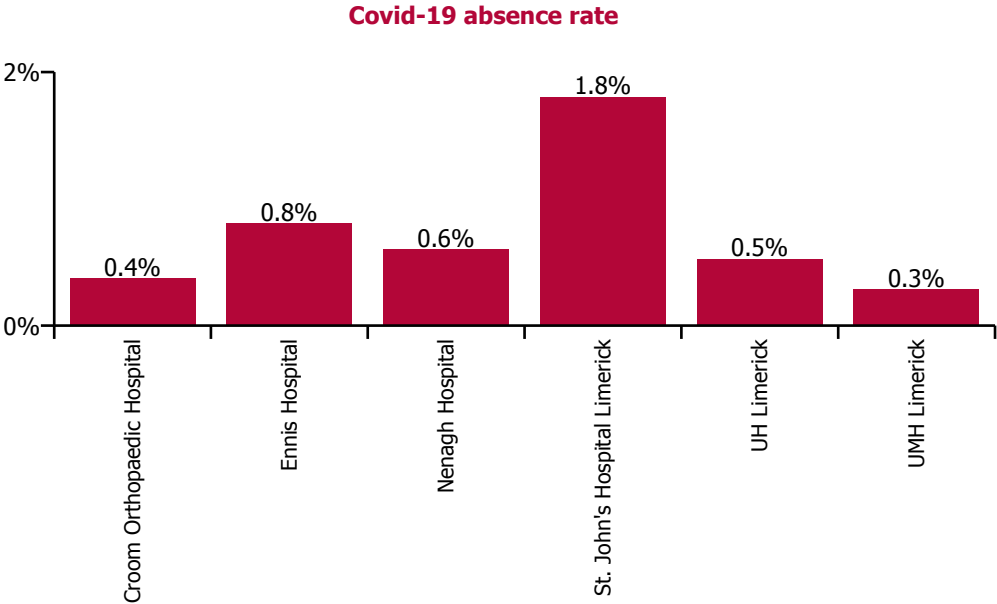
December 2023

Health Service Absence Rate by Hospital: Dec 2023	Medical & Dental	Nursing & Midwifery	Health & Social Care Professionals	Management & Administrative	General Support	Patient & Client Care	Certified absence	Self-certified absence	Non Covid-19 absence	Covid-19 absence	Total absence rate
University of Limerick Hospital Group	1.0%	8.3%	6.2%	7.5%	10.5%	10.9%	6.2%	0.8%	7.1%	0.6%	7.7%
Croom Orthopaedic Hospital	1.0%	12.3%	22.3%	2.5%	8.0%	14.7%	9.2%	0.9%	10.1%	0.4%	10.5%
Ennis Hospital	3.4%	9.8%	7.1%	14.1%	7.7%	2.9%	7.3%	0.5%	7.8%	0.8%	8.6%
Nenagh Hospital	0.5%	9.7%	1.5%	6.6%	3.2%	15.0%	7.3%	0.5%	7.9%	0.6%	8.5%
St. John's Hospital Limerick	4.2%	7.2%	7.9%	5.4%	18.1%	7.5%	5.9%	0.4%	6.3%	1.8%	8.1%
UH Limerick	0.7%	7.8%	5.9%	7.5%	10.4%	9.3%	5.6%	0.9%	6.5%	0.5%	7.1%
UMH Limerick	1.8%	8.9%	7.2%	11.6%	14.3%	17.4%	8.7%	1.0%	9.7%	0.3%	10.0%



December 2023

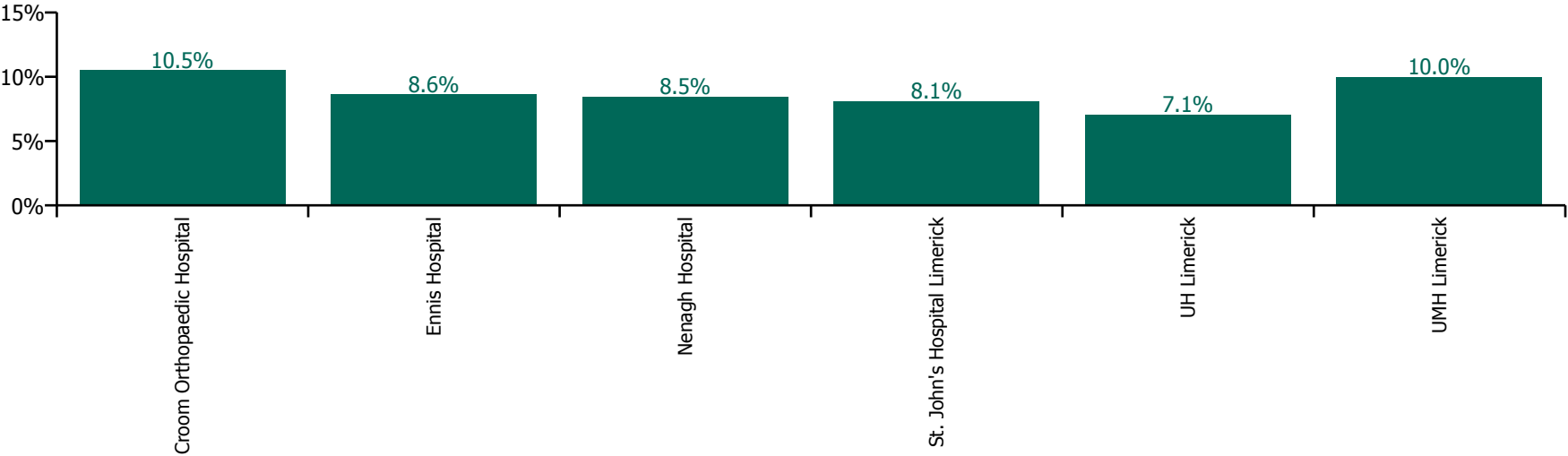
Health Service Covid-19 Absence Rate - by Staff Category & Hospital: Dec 2023	Medical & Dental	Nursing & Midwifery	Health & Social Care Professionals	Management & Administrative	General Support	Patient & Client Care	Covid-19 absence	Non Covid-19 absence	Total absence rate
University of Limerick Hospital Group	0.1%	0.6%	0.4%	7.5%	1.3%	0.5%	0.6%	7.1%	7.7%
Croom Orthopaedic Hospital	0.0%	0.1%	1.1%	2.5%	0.1%	1.1%	0.4%	10.1%	10.5%
Ennis Hospital	0.0%	1.6%	0.0%	14.1%	0.1%	1.6%	0.8%	7.8%	8.6%
Nenagh Hospital	0.5%	1.2%	0.0%	6.6%	0.0%	0.2%	0.6%	7.9%	8.5%
St. John's Hospital Limerick	0.0%	1.4%	0.0%	5.4%	8.7%	0.0%	1.8%	6.3%	8.1%
UH Limerick	0.1%	0.4%	0.4%	7.5%	1.1%	0.5%	0.5%	6.5%	7.1%
UMH Limerick	0.0%	0.4%	0.0%	11.6%	0.0%	0.0%	0.3%	9.7%	10.0%



December 2023

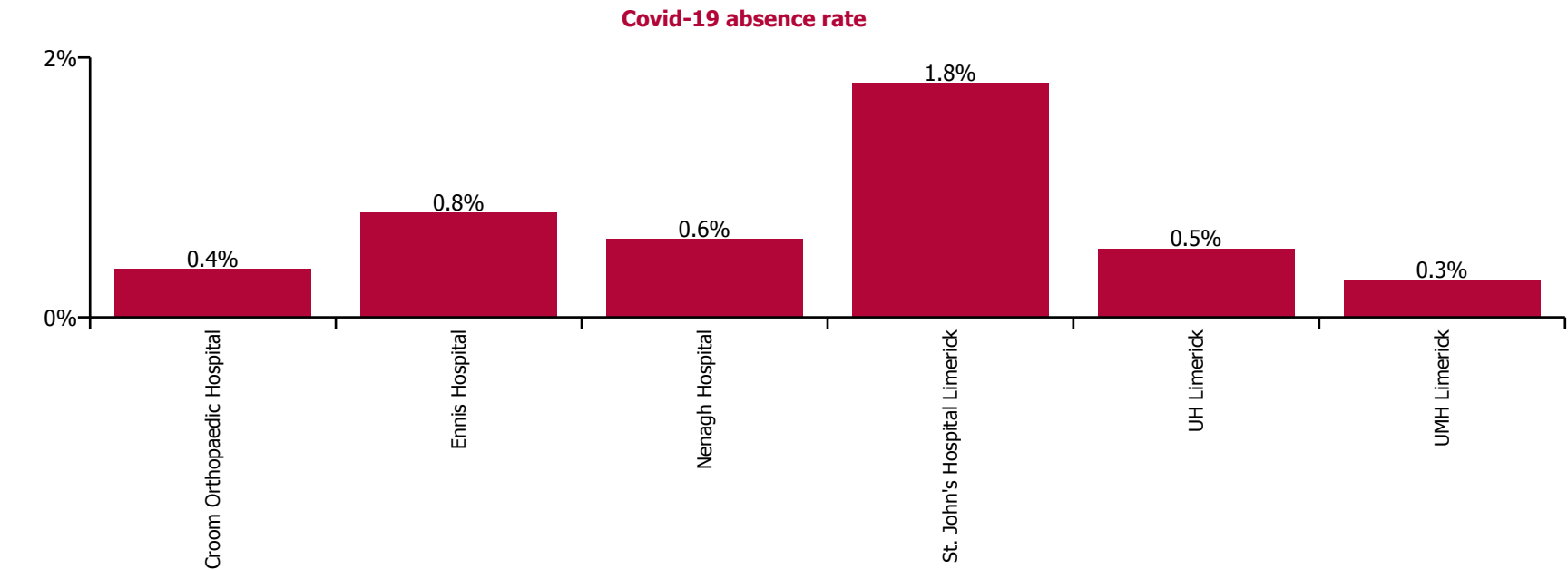
Health Service Absence Rate - by Ho[pital & Staff Category: Dec 2023	Medical & Dental	Nursing & Midwifery	Health & Social Care Professionals	Management & Administrative	General Support	Patient & Client Care	Certified absence	Self-certified absence	Non Covid-19 absence	Covid-19 absence	Total absence rate
University of Limerick Hospital Group	1.0%	8.3%	6.2%	7.5%	10.5%	10.9%	6.2%	0.8%	7.1%	0.6%	7.7%
Croom Orthopaedic Hospital	1.0%	12.3%	22.3%	2.5%	8.0%	14.7%	9.2%	0.9%	10.1%	0.4%	10.5%
Ennis Hospital	3.4%	9.8%	7.1%	14.1%	7.7%	2.9%	7.3%	0.5%	7.8%	0.8%	8.6%
Nenagh Hospital	0.5%	9.7%	1.5%	6.6%	3.2%	15.0%	7.3%	0.5%	7.9%	0.6%	8.5%
St. John's Hospital Limerick	4.2%	7.2%	7.9%	5.4%	18.1%	7.5%	5.9%	0.4%	6.3%	1.8%	8.1%
UH Limerick	0.7%	7.8%	5.9%	7.5%	10.4%	9.3%	5.6%	0.9%	6.5%	0.5%	7.1%
UMH Limerick	1.8%	8.9%	7.2%	11.6%	14.3%	17.4%	8.7%	1.0%	9.7%	0.3%	10.0%

Total absence rate



December 2023

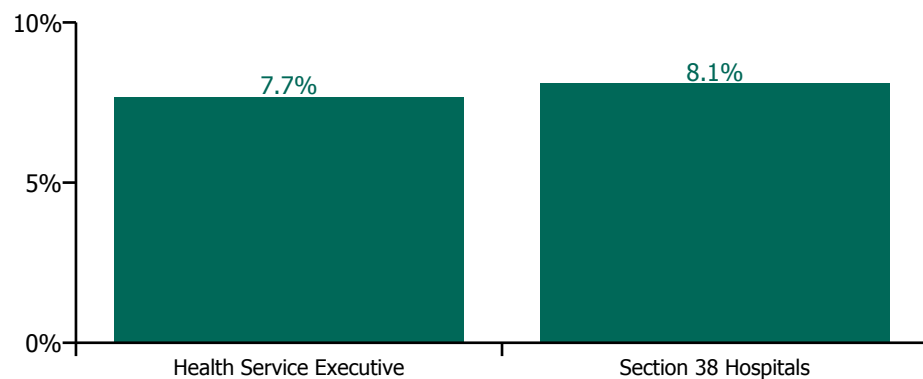
Health Service Covid-19 Absence Rate - by Staff Category & Hospital: Dec 2023	Medical & Dental	Nursing & Midwifery	Health & Social Care Professionals	Management & Administrative	General Support	Patient & Client Care	Covid-19 absence	Non Covid-19 absence	Total absence rate
University of Limerick Hospital Group	0.1%	0.6%	0.4%	7.5%	1.3%	0.5%	0.6%	7.1%	7.7%
Croom Orthopaedic Hospital	0.0%	0.1%	1.1%	2.5%	0.1%	1.1%	0.4%	10.1%	10.5%
Ennis Hospital	0.0%	1.6%	0.0%	14.1%	0.1%	1.6%	0.8%	7.8%	8.6%
Nenagh Hospital	0.5%	1.2%	0.0%	6.6%	0.0%	0.2%	0.6%	7.9%	8.5%
St. John's Hospital Limerick	0.0%	1.4%	0.0%	5.4%	8.7%	0.0%	1.8%	6.3%	8.1%
UH Limerick	0.1%	0.4%	0.4%	7.5%	1.1%	0.5%	0.5%	6.5%	7.1%
UMH Limerick	0.0%	0.4%	0.0%	11.6%	0.0%	0.0%	0.3%	9.7%	10.0%



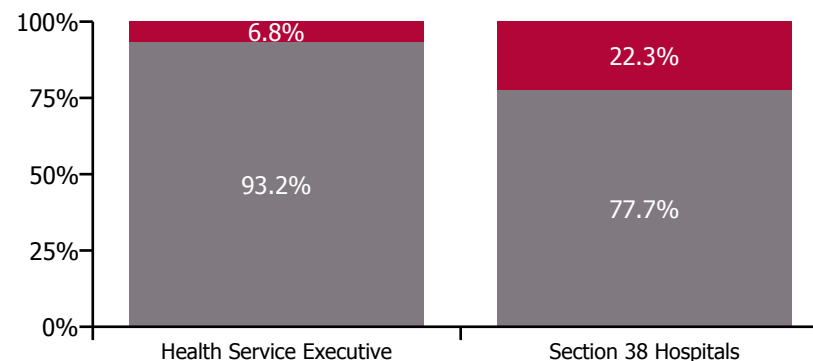
## December 2023

Health Service Absence Rate - by Admin & Hospital: Dec 2023	Medical & Dental	Nursing & Midwifery	Health & Social Care Professionals	Management & Administrative	General Support	Patient & Client Care	Certified absence	Self-certified absence	Non Covid-19 absence	Covid-19 absence	Total absence rate
<b>University of Limerick Hospital Group</b>	<b>1.0%</b>	<b>8.3%</b>	<b>6.2%</b>	<b>7.5%</b>	<b>10.5%</b>	<b>10.9%</b>	<b>6.2%</b>	<b>0.8%</b>	<b>7.1%</b>	<b>0.6%</b>	<b>7.7%</b>
<b>Health Service Executive</b>	<b>0.9%</b>	<b>8.4%</b>	<b>6.1%</b>	<b>7.8%</b>	<b>10.0%</b>	<b>11.2%</b>	<b>6.3%</b>	<b>0.9%</b>	<b>7.2%</b>	<b>0.5%</b>	<b>7.7%</b>
Croom Orthopaedic Hospital	1.0%	12.3%	22.3%	2.5%	8.0%	14.7%	9.2%	0.9%	10.1%	0.4%	10.5%
Ennis Hospital	3.4%	9.8%	7.1%	14.1%	7.7%	2.9%	7.3%	0.5%	7.8%	0.8%	8.6%
Nenagh Hospital	0.5%	9.7%	1.5%	6.6%	3.2%	15.0%	7.3%	0.5%	7.9%	0.6%	8.5%
UH Limerick	0.7%	7.8%	5.9%	7.5%	10.4%	9.3%	5.6%	0.9%	6.5%	0.5%	7.1%
UMH Limerick	1.8%	8.9%	7.2%	11.6%	14.3%	17.4%	8.7%	1.0%	9.7%	0.3%	10.0%
<b>Section 38 Hospitals</b>	<b>4.2%</b>	<b>7.2%</b>	<b>7.9%</b>	<b>5.4%</b>	<b>18.1%</b>	<b>7.5%</b>	<b>5.9%</b>	<b>0.4%</b>	<b>6.3%</b>	<b>1.8%</b>	<b>8.1%</b>
St. John's Hospital Limerick	4.2%	7.2%	7.9%	5.4%	18.1%	7.5%	5.9%	0.4%	6.3%	1.8%	8.1%

**Total absence rate**



**Non Covid-19 & Covid-19 Absence**



## December 2023

Croom Orthopaedic Hospital absence by Staff Category	Certified absence	Self-certified absence	Non Covid-19 absence	Covid-19 absence	Total absence rate	% Non Covid-19 absence	% Covid-19 absence
<b>Croom Orthopaedic Hospital</b>	<b>9.2%</b>	<b>0.9%</b>	<b>10.1%</b>	<b>0.4%</b>	<b>10.5%</b>	<b>96.5%</b>	<b>3.5%</b>
Medical & Dental	0.8%	0.2%	1.0%	0.0%	1.0%	100.0%	0.0%
Nursing & Midwifery	11.2%	0.9%	12.2%	0.1%	12.3%	98.9%	1.1%
Health & Social Care Professionals	20.8%	0.4%	21.2%	1.1%	22.3%	95.1%	4.9%
Management & Administrative	1.5%	1.0%	2.5%	0.0%	2.5%	100.0%	0.0%
General Support	7.5%	0.4%	7.9%	0.1%	8.0%	98.6%	1.4%
Patient & Client Care	12.3%	1.3%	13.6%	1.1%	14.7%	92.7%	7.3%

## December 2023

Ennis Hospital absence by Staff Category	Certified absence	Self-certified absence	Non Covid-19 absence	Covid-19 absence	Total absence rate	% Non Covid-19 absence	% Covid-19 absence
<b>Ennis Hospital</b>	<b>7.3%</b>	<b>0.5%</b>	<b>7.8%</b>	<b>0.8%</b>	<b>8.6%</b>	<b>90.7%</b>	<b>9.3%</b>
Medical & Dental	2.7%	0.7%	3.4%	0.0%	3.4%	100.0%	0.0%
Nursing & Midwifery	7.8%	0.3%	8.1%	1.6%	9.8%	83.5%	16.5%
Health & Social Care Professionals	6.8%	0.3%	7.1%	0.0%	7.1%	100.0%	0.0%
Management & Administrative	13.8%	0.3%	14.1%	0.0%	14.1%	100.0%	0.0%
General Support	6.6%	0.9%	7.6%	0.1%	7.7%	98.5%	1.5%
Patient & Client Care	0.0%	1.2%	1.2%	1.6%	2.9%	42.9%	57.1%

## December 2023

Nenagh Hospital absence by Staff Category	Certified absence	Self-certified absence	Non Covid-19 absence	Covid-19 absence	Total absence rate	% Non Covid-19 absence	% Covid-19 absence
<b>Nenagh Hospital</b>	<b>7.3%</b>	<b>0.5%</b>	<b>7.9%</b>	<b>0.6%</b>	<b>8.5%</b>	<b>92.9%</b>	<b>7.1%</b>
Medical & Dental	0.0%	0.0%	0.0%	0.5%	0.5%	0.0%	100.0%
Nursing & Midwifery	7.7%	0.7%	8.4%	1.2%	9.7%	87.3%	12.7%
Health & Social Care Professionals	1.3%	0.3%	1.5%	0.0%	1.5%	100.0%	0.0%
Management & Administrative	6.0%	0.6%	6.6%	0.0%	6.6%	100.0%	0.0%
General Support	2.9%	0.3%	3.2%	0.0%	3.2%	100.0%	0.0%
Patient & Client Care	14.4%	0.4%	14.8%	0.2%	15.0%	98.7%	1.3%

## December 2023

St. John's Hospital Limerick absence by Staff Category	Certified absence	Self-certified absence	Non Covid-19 absence	Covid-19 absence	Total absence rate	% Non Covid-19 absence	% Covid-19 absence
<b>St. John's Hospital Limerick</b>	<b>5.9%</b>	<b>0.4%</b>	<b>6.3%</b>	<b>1.8%</b>	<b>8.1%</b>	<b>77.7%</b>	<b>22.3%</b>
Medical & Dental	3.7%	0.4%	4.2%	0.0%	4.2%	100.0%	0.0%
Nursing & Midwifery	5.5%	0.3%	5.8%	1.4%	7.2%	80.4%	19.6%
Health & Social Care Professionals	7.7%	0.2%	7.9%	0.0%	7.9%	100.0%	0.0%
Management & Administrative	4.3%	0.5%	4.8%	0.6%	5.4%	88.8%	11.2%
General Support	9.0%	0.4%	9.4%	8.7%	18.1%	51.9%	48.1%
Patient & Client Care	7.1%	0.4%	7.5%	0.0%	7.5%	100.0%	0.0%

## December 2023

UH Limerick absence by Staff Category	Certified absence	Self-certified absence	Non Covid-19 absence	Covid-19 absence	Total absence rate	% Non Covid-19 absence	% Covid-19 absence
<b>UH Limerick</b>	<b>5.6%</b>	<b>0.9%</b>	<b>6.5%</b>	<b>0.5%</b>	<b>7.1%</b>	<b>92.5%</b>	<b>7.5%</b>
Medical & Dental	0.4%	0.2%	0.6%	0.1%	0.7%	87.8%	12.2%
Nursing & Midwifery	6.2%	1.2%	7.4%	0.4%	7.8%	95.0%	5.0%
Health & Social Care Professionals	4.4%	1.0%	5.4%	0.4%	5.9%	92.4%	7.6%
Management & Administrative	6.1%	0.5%	6.7%	0.8%	7.5%	89.2%	10.8%
General Support	8.4%	1.0%	9.3%	1.1%	10.4%	89.8%	10.2%
Patient & Client Care	7.1%	1.7%	8.8%	0.5%	9.3%	94.2%	5.8%

## December 2023

UMH Limerick absence by Staff Category	Certified absence	Self-certified absence	Non Covid-19 absence	Covid-19 absence	Total absence rate	% Non Covid-19 absence	% Covid-19 absence
<b>UMH Limerick</b>	<b>8.7%</b>	<b>1.0%</b>	<b>9.7%</b>	<b>0.3%</b>	<b>10.0%</b>	<b>97.1%</b>	<b>2.9%</b>
Medical & Dental	0.9%	0.8%	1.8%	0.0%	1.8%	100.0%	0.0%
Nursing & Midwifery	7.2%	1.3%	8.4%	0.4%	8.9%	95.4%	4.6%
Health & Social Care Professionals	5.4%	1.8%	7.2%	0.0%	7.2%	100.0%	0.0%
Management & Administrative	10.8%	0.1%	11.0%	0.6%	11.6%	94.6%	5.4%
General Support	13.6%	0.7%	14.3%	0.0%	14.3%	100.0%	0.0%
Patient & Client Care	16.2%	1.2%	17.4%	0.0%	17.4%	100.0%	0.0%



University of Limerick  
Hospital Group

Year/ month	Medical & Dental	Nursing & Midwifery	Health & Social Care Professionals	Management & Administrative	General Support	Patient & Client Care	Certified absence	Self-certified absence	Non Covid-19 absence	Covid-19 absence	Total absence rate
<b>2023</b>	<b>1.5%</b>	<b>8.3%</b>	<b>5.1%</b>	<b>5.7%</b>	<b>10.0%</b>	<b>10.2%</b>	<b>5.8%</b>	<b>0.7%</b>	<b>6.5%</b>	<b>0.7%</b>	<b>7.2%</b>
Dec 2023	1.0%	8.3%	6.2%	7.5%	10.5%	10.9%	6.2%	0.8%	7.1%	0.6%	7.7%
Nov 2023	1.4%	7.4%	4.6%	6.9%	10.1%	9.2%	5.5%	0.7%	6.2%	0.6%	6.8%
Oct 2023	1.5%	8.1%	5.4%	7.2%	10.9%	9.7%	5.8%	0.8%	6.5%	0.9%	7.4%
Sep 2023	1.6%	8.4%	4.9%	6.9%	11.5%	10.6%	5.9%	0.6%	6.5%	1.0%	7.6%
Aug 2023	1.8%	9.4%	4.9%	5.8%	11.5%	11.1%	6.1%	0.7%	6.7%	1.1%	7.9%
Jul 2023	1.6%	7.8%	4.2%	4.7%	9.9%	9.2%	5.6%	0.6%	6.2%	0.5%	6.7%
Jun 2023	1.4%	7.8%	3.9%	4.1%	9.2%	9.2%	5.4%	0.5%	6.0%	0.5%	6.5%
May 2023	1.3%	8.7%	4.2%	5.3%	8.8%	9.3%	5.8%	0.6%	6.4%	0.6%	6.9%
Apr 2023	2.0%	8.9%	4.5%	4.9%	8.4%	11.9%	5.9%	0.7%	6.6%	0.7%	7.3%
Mar 2023	1.5%	8.4%	5.9%	4.5%	9.7%	10.8%	5.6%	0.8%	6.4%	0.7%	7.1%
Feb 2023	1.3%	7.5%	6.3%	4.2%	9.2%	9.0%	5.3%	0.7%	6.0%	0.5%	6.5%
Jan 2023	1.2%	8.9%	6.8%	6.1%	9.9%	11.4%	6.2%	0.7%	7.0%	0.8%	7.7%
<b>2022</b>	<b>2.4%</b>	<b>10.1%</b>	<b>7.8%</b>	<b>7.5%</b>	<b>11.9%</b>	<b>12.9%</b>	<b>6.1%</b>	<b>0.7%</b>	<b>6.8%</b>	<b>2.4%</b>	<b>9.1%</b>
Dec 2022	2.0%	10.2%	9.3%	8.4%	11.9%	13.0%	7.0%	1.1%	8.0%	1.3%	9.4%
Nov 2022	1.7%	8.2%	5.5%	5.5%	9.1%	12.2%	5.7%	0.7%	6.3%	0.9%	7.2%
Oct 2022	2.2%	8.2%	6.1%	6.6%	10.4%	10.6%	6.1%	0.7%	6.8%	0.8%	7.6%
Sep 2022	1.1%	9.1%	6.1%	6.2%	11.1%	10.6%	6.1%	0.7%	6.8%	1.1%	7.9%
Aug 2022	1.7%	9.2%	6.2%	6.4%	10.8%	12.5%	6.4%	0.6%	7.0%	1.1%	8.1%
Jul 2022	2.6%	10.1%	8.4%	7.2%	11.6%	15.5%	6.3%	0.7%	7.0%	2.3%	9.3%
Jun 2022	3.2%	9.7%	8.1%	6.2%	10.7%	13.7%	5.8%	0.6%	6.4%	2.3%	8.7%
May 2022	1.3%	8.1%	7.9%	6.0%	10.6%	11.9%	5.5%	0.8%	6.4%	1.3%	7.6%
Apr 2022	2.0%	10.2%	7.8%	7.7%	12.2%	13.9%	6.2%	0.7%	6.9%	2.5%	9.3%
Mar 2022	3.8%	13.5%	10.9%	10.7%	14.2%	13.4%	6.4%	0.7%	7.2%	4.6%	11.8%
Feb 2022	3.6%	11.6%	7.8%	8.5%	13.8%	11.5%	5.8%	0.6%	6.4%	3.8%	10.1%
Jan 2022	3.4%	13.5%	9.2%	9.9%	17.1%	16.4%	5.4%	0.5%	5.9%	6.4%	12.3%
<b>2021</b>	<b>1.7%</b>	<b>9.2%</b>	<b>4.5%</b>	<b>6.2%</b>	<b>11.5%</b>	<b>11.8%</b>	<b>5.3%</b>	<b>0.6%</b>	<b>5.9%</b>	<b>2.1%</b>	<b>8.0%</b>
Dec 2021	1.9%	10.0%	7.2%	9.0%	13.3%	12.8%	5.6%	0.6%	6.2%	3.2%	9.4%
Nov 2021	1.6%	11.0%	6.6%	9.1%	13.7%	14.1%	6.8%	1.0%	7.8%	1.9%	9.8%
Oct 2021	1.7%	9.2%	6.1%	5.7%	12.9%	14.4%	6.2%	0.7%	6.9%	1.7%	8.5%
Sep 2021	1.7%	8.5%	5.1%	5.1%	11.6%	12.8%	5.9%	0.6%	6.5%	1.2%	7.7%
Aug 2021	1.1%	8.8%	4.1%	4.9%	11.7%	10.9%	5.7%	0.7%	6.4%	1.1%	7.5%

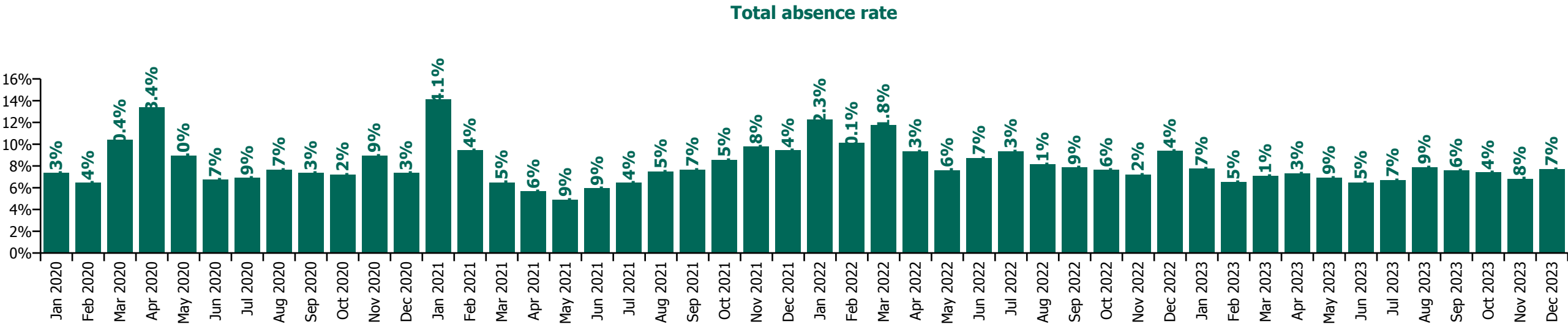
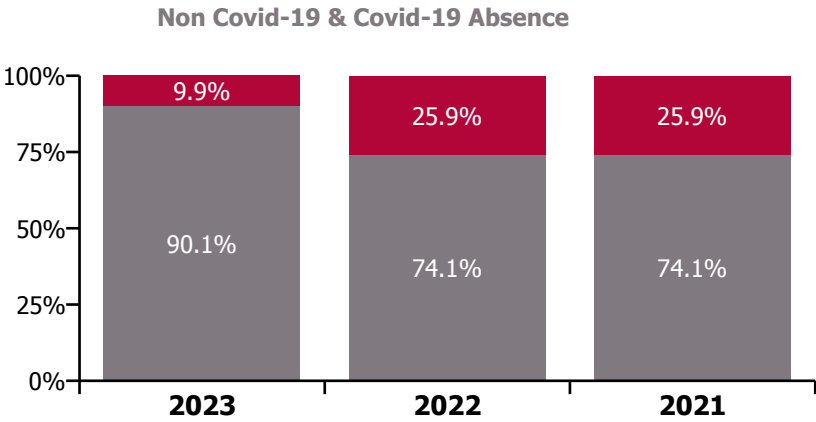
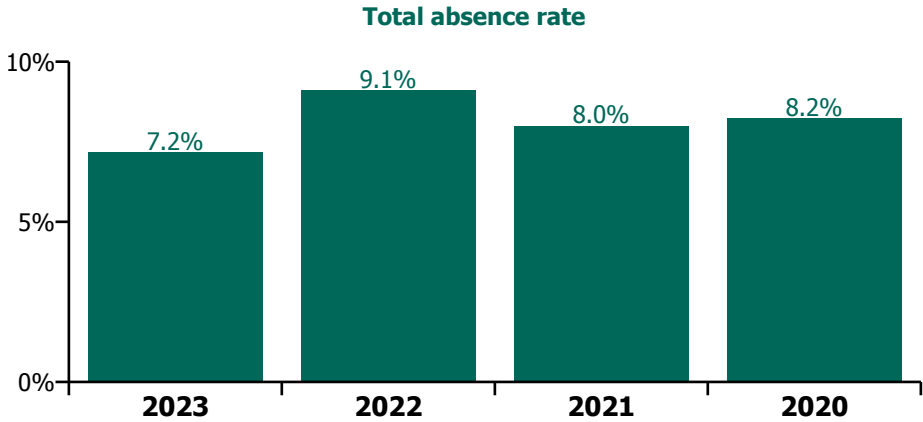
Jul 2021	1.3%	6.9%	3.7%	4.5%	11.0%	9.6%	5.1%	0.6%	5.7%	0.7%	6.4%
Jun 2021	1.3%	6.6%	3.1%	4.7%	9.2%	9.0%	4.8%	0.5%	5.3%	0.7%	5.9%
May 2021	0.7%	5.3%	2.5%	4.6%	8.3%	5.7%	3.9%	0.4%	4.3%	0.5%	4.9%
Apr 2021	0.8%	6.4%	2.0%	5.9%	8.6%	7.3%	4.4%	0.5%	4.8%	0.8%	5.6%
Mar 2021	0.5%	7.9%	2.3%	5.1%	9.8%	9.4%	4.7%	0.4%	5.1%	1.4%	6.5%
Feb 2021	1.7%	11.9%	4.2%	6.6%	12.2%	14.8%	5.6%	0.7%	6.2%	3.2%	9.4%
Jan 2021	6.2%	17.9%	6.9%	9.3%	15.4%	20.0%	5.3%	0.4%	5.7%	8.5%	14.1%
<b>2020</b>	<b>2.5%</b>	<b>9.6%</b>	<b>6.1%</b>	<b>6.7%</b>	<b>11.3%</b>	<b>10.8%</b>	<b>6.0%</b>	<b>0.4%</b>	<b>6.4%</b>	<b>1.8%</b>	<b>8.2%</b>
Dec 2020	1.2%	9.0%	4.7%	7.0%	8.4%	10.7%	5.5%	0.5%	6.0%	1.4%	7.3%
Nov 2020	3.5%	11.4%	7.5%	6.1%	10.0%	11.3%	4.9%	0.3%	5.2%	3.7%	8.9%
Oct 2020	2.1%	8.2%	7.2%	6.7%	8.7%	9.1%	5.5%	0.4%	5.9%	1.3%	7.2%
Sep 2020	1.8%	8.6%	6.3%	6.5%	9.7%	9.7%	5.9%	0.5%	6.4%	0.9%	7.3%
Aug 2020	1.1%	8.6%	5.8%	6.9%	12.1%	10.1%	6.1%	0.5%	6.6%	1.0%	7.7%
Jul 2020	1.3%	7.9%	3.5%	6.2%	11.7%	8.5%	6.0%	0.5%	6.5%	0.4%	6.9%
Jun 2020	1.3%	8.0%	3.6%	5.1%	11.9%	8.2%	5.6%	0.4%	6.1%	0.6%	6.7%
May 2020	3.0%	10.3%	7.1%	6.3%	13.2%	10.8%	6.3%	0.3%	6.6%	2.3%	9.0%
Apr 2020	5.9%	16.2%	9.7%	7.8%	16.4%	19.5%	6.9%	0.2%	7.1%	6.3%	13.4%
Mar 2020	4.9%	11.5%	8.3%	8.9%	13.8%	12.2%	6.6%	0.5%	7.1%	3.3%	10.4%
Feb 2020	2.5%	6.7%	3.7%	5.6%	9.7%	9.2%	5.8%	0.7%	6.4%		6.4%
Jan 2020	2.1%	7.7%	5.1%	6.9%	10.5%	10.6%	6.6%	0.7%	7.3%		7.3%

University of Limerick Hospital  
Group

Year/ month	Croom Orthopaed ic Hospital	Ennis Hospital	Nenagh Hospital	St. John's Hospital Limerick	UH Limerick	UMH Limerick	Certified absence	Self- certified absence	Non Covid-19 absence	Covid-19 absence	Total absence rate
<b>2023</b>	8.6%	8.4%	8.2%	7.2%	6.6%	9.3%	<b>5.8%</b>	<b>0.7%</b>	<b>6.5%</b>	<b>0.7%</b>	<b>7.2%</b>
Dec 2023	10.5%	8.6%	8.5%	8.1%	7.1%	10.0%	6.2%	0.8%	7.1%	0.6%	7.7%
Nov 2023	8.1%	8.8%	8.1%	8.0%	6.0%	9.4%	5.5%	0.7%	6.2%	0.6%	6.8%
Oct 2023	9.5%	9.3%	8.7%	8.2%	6.6%	9.9%	5.8%	0.8%	6.5%	0.9%	7.4%
Sep 2023	8.8%	9.0%	7.0%	8.9%	7.2%	8.0%	5.9%	0.6%	6.5%	1.0%	7.6%
Aug 2023	9.6%	11.0%	8.3%	8.4%	7.0%	11.3%	6.1%	0.7%	6.7%	1.1%	7.9%
Jul 2023	9.3%	6.2%	7.8%	5.5%	6.1%	10.2%	5.6%	0.6%	6.2%	0.5%	6.7%
Jun 2023	7.7%	7.4%	7.6%	4.2%	6.0%	10.4%	5.4%	0.5%	6.0%	0.5%	6.5%
May 2023	7.7%	8.1%	8.3%	5.4%	6.6%	9.1%	5.8%	0.6%	6.4%	0.6%	6.9%
Apr 2023	6.9%	9.0%	10.2%	6.4%	7.1%	7.5%	5.9%	0.7%	6.6%	0.7%	7.3%
Mar 2023	8.4%	7.4%	8.0%	7.6%	6.8%	7.3%	5.6%	0.8%	6.4%	0.7%	7.1%
Feb 2023	8.2%	6.8%	7.3%	7.9%	5.9%	8.2%	5.3%	0.7%	6.0%	0.5%	6.5%
Jan 2023	8.8%	8.8%	9.3%	8.2%	7.1%	10.3%	6.2%	0.7%	7.0%	0.8%	7.7%
<b>2022</b>	9.7%	9.9%	9.6%	10.9%	8.5%	11.4%	<b>6.1%</b>	<b>0.7%</b>	<b>6.8%</b>	<b>2.4%</b>	<b>9.1%</b>
Dec 2022	9.3%	10.2%	9.7%	10.7%	8.9%	12.0%	7.0%	1.1%	8.0%	1.3%	9.4%
Nov 2022	7.6%	7.1%	6.9%	9.3%	6.8%	8.9%	5.7%	0.7%	6.3%	0.9%	7.2%
Oct 2022	7.8%	8.4%	7.2%	7.9%	7.3%	9.5%	6.1%	0.7%	6.8%	0.8%	7.6%
Sep 2022	10.6%	8.5%	6.6%	8.0%	7.4%	10.7%	6.1%	0.7%	6.8%	1.1%	7.9%
Aug 2022	10.4%	9.2%	8.3%	7.5%	7.6%	11.1%	6.4%	0.6%	7.0%	1.1%	8.1%
Jul 2022	11.4%	10.1%	9.8%	8.3%	8.9%	12.2%	6.3%	0.7%	7.0%	2.3%	9.3%
Jun 2022	10.9%	8.8%	10.3%	11.6%	8.0%	10.0%	5.8%	0.6%	6.4%	2.3%	8.7%
May 2022	9.3%	7.1%	7.1%	11.5%	6.9%	9.6%	5.5%	0.8%	6.4%	1.3%	7.6%
Apr 2022	7.3%	8.2%	10.5%	14.2%	8.7%	11.5%	6.2%	0.7%	6.9%	2.5%	9.3%
Mar 2022	11.9%	13.1%	11.4%	11.6%	11.4%	14.2%	6.4%	0.7%	7.2%	4.6%	11.8%
Feb 2022	7.5%	11.0%	12.9%	16.9%	9.0%	13.3%	5.8%	0.6%	6.4%	3.8%	10.1%
Jan 2022	13.0%	17.0%	14.9%	14.8%	11.2%	13.8%	5.4%	0.5%	5.9%	6.4%	12.3%
<b>2021</b>	10.3%	8.5%	9.5%	9.8%	7.2%	10.6%	<b>5.3%</b>	<b>0.6%</b>	<b>5.9%</b>	<b>2.1%</b>	<b>8.0%</b>
Dec 2021	10.7%	10.8%	7.6%	14.8%	8.5%	12.6%	5.6%	0.6%	6.2%	3.2%	9.4%
Nov 2021	10.0%	13.6%	8.5%	11.7%	8.9%	14.3%	6.8%	1.0%	7.8%	1.9%	9.8%
Oct 2021	9.8%	9.8%	7.0%	10.1%	7.9%	12.1%	6.2%	0.7%	6.9%	1.7%	8.5%
Sep 2021	11.0%	7.7%	6.7%	8.3%	7.1%	10.7%	5.9%	0.6%	6.5%	1.2%	7.7%
Aug 2021	10.5%	6.8%	6.3%	7.4%	6.8%	12.9%	5.7%	0.7%	6.4%	1.1%	7.5%
Jul 2021	8.5%	8.0%	6.7%	6.1%	5.7%	10.8%	5.1%	0.6%	5.7%	0.7%	6.4%
Jun 2021	7.5%	6.1%	7.0%	5.2%	5.4%	9.1%	4.8%	0.5%	5.3%	0.7%	5.9%
May 2021	5.6%	4.6%	6.0%	5.4%	4.4%	7.3%	3.9%	0.4%	4.3%	0.5%	4.9%
Apr 2021	7.7%	5.5%	6.3%	6.4%	5.1%	8.2%	4.4%	0.5%	4.8%	0.8%	5.6%
Mar 2021	9.7%	6.4%	8.5%	8.3%	5.8%	8.1%	4.7%	0.4%	5.1%	1.4%	6.5%
Feb 2021	14.8%	8.7%	21.7%	11.4%	8.1%	8.3%	5.6%	0.7%	6.2%	3.2%	9.4%
Jan 2021	19.1%	12.8%	21.0%	21.1%	12.9%	12.6%	5.3%	0.4%	5.7%	8.5%	14.1%
<b>2020</b>	10.5%	8.2%	8.1%	9.9%	7.8%	9.3%	<b>6.0%</b>	<b>0.4%</b>	<b>6.4%</b>	<b>1.8%</b>	<b>8.2%</b>
Dec 2020	10.9%	8.5%	8.1%	6.4%	6.7%	10.1%	5.5%	0.5%	6.0%	1.4%	7.3%
Nov 2020	7.9%	7.5%	8.2%	9.7%	9.2%	8.4%	4.9%	0.3%	5.2%	3.7%	8.9%
Oct 2020	10.2%	7.5%	6.6%	7.7%	6.7%	9.4%	5.5%	0.4%	5.9%	1.3%	7.2%
Sep 2020	10.0%	5.9%	5.0%	7.1%	7.2%	10.0%	5.9%	0.5%	6.4%	0.9%	7.3%
Aug 2020	10.0%	6.8%	4.6%	6.5%	7.6%	10.4%	6.1%	0.5%	6.6%	1.0%	7.7%
Jul 2020	9.2%	4.8%	6.6%	5.4%	6.9%	8.1%	6.0%	0.5%	6.5%	0.4%	6.9%
Jun 2020	10.2%	5.2%	8.4%	6.8%	6.3%	8.7%	5.6%	0.4%	6.1%	0.6%	6.7%
May 2020	10.4%	9.6%	10.7%	13.7%	8.3%	8.5%	6.3%	0.3%	6.6%	2.3%	9.0%

University of Limerick Hospital Group

Year/ month	Croom Orthopaedic Hospital	Ennis Hospital	Nenagh Hospital	St. John's Hospital Limerick	UH Limerick	UMH Limerick	Certified absence	Self-certified absence	Non Covid-19 absence	Covid-19 absence	Total absence rate
Apr 2020	13.3%	14.5%	15.1%	36.5%	11.3%	10.1%	6.9%	0.2%	7.1%	6.3%	13.4%
Mar 2020	16.8%	10.3%	10.4%	10.5%	10.0%	10.2%	6.6%	0.5%	7.1%	3.3%	10.4%
Feb 2020	8.6%	7.5%	5.3%	3.6%	6.4%	7.9%	5.8%	0.7%	6.4%		6.4%
Jan 2020	8.0%	9.5%	7.3%	4.8%	7.1%	9.4%	6.6%	0.7%	7.3%		7.3%



University of Limerick Hospital Group

Year/ month	Health Service Executive	Section 38 Hospitals	Acute Services absence rate	Certified absence	Self- certified absence	Non Covid-19 absence	Covid-19 absence	Total absence rate
<b>2023</b>	<b>7.2%</b>	<b>7.2%</b>	<b>7.2%</b>	<b>5.8%</b>	<b>0.7%</b>	<b>6.5%</b>	<b>0.7%</b>	<b>7.2%</b>
Dec 2023	7.7%	8.1%	7.7%	6.2%	0.8%	7.1%	0.6%	7.7%
Nov 2023	6.7%	8.0%	6.8%	5.5%	0.7%	6.2%	0.6%	6.8%
Oct 2023	7.3%	8.2%	7.4%	5.8%	0.8%	6.5%	0.9%	7.4%
Sep 2023	7.5%	8.9%	7.6%	5.9%	0.6%	6.5%	1.0%	7.6%
Aug 2023	7.8%	8.4%	7.9%	6.1%	0.7%	6.7%	1.1%	7.9%
Jul 2023	6.8%	5.5%	6.7%	5.6%	0.6%	6.2%	0.5%	6.7%
Jun 2023	6.7%	4.2%	6.5%	5.4%	0.5%	6.0%	0.5%	6.5%
May 2023	7.0%	5.4%	6.9%	5.8%	0.6%	6.4%	0.6%	6.9%
Apr 2023	7.4%	6.4%	7.3%	5.9%	0.7%	6.6%	0.7%	7.3%
Mar 2023	7.0%	7.6%	7.1%	5.6%	0.8%	6.4%	0.7%	7.1%
Feb 2023	6.4%	7.9%	6.5%	5.3%	0.7%	6.0%	0.5%	6.5%
Jan 2023	7.7%	8.2%	7.7%	6.2%	0.7%	7.0%	0.8%	7.7%
<b>2022</b>	<b>9.0%</b>	<b>10.9%</b>	<b>9.1%</b>	<b>6.1%</b>	<b>0.7%</b>	<b>6.8%</b>	<b>2.4%</b>	<b>9.1%</b>
Dec 2022	9.3%	10.7%	9.4%	7.0%	1.1%	8.0%	1.3%	9.4%
Nov 2022	7.0%	9.3%	7.2%	5.7%	0.7%	6.3%	0.9%	7.2%
Oct 2022	7.6%	7.9%	7.6%	6.1%	0.7%	6.8%	0.8%	7.6%
Sep 2022	7.8%	8.0%	7.9%	6.1%	0.7%	6.8%	1.1%	7.9%
Aug 2022	8.2%	7.5%	8.1%	6.4%	0.6%	7.0%	1.1%	8.1%
Jul 2022	9.4%	8.3%	9.3%	6.3%	0.7%	7.0%	2.3%	9.3%
Jun 2022	8.5%	11.6%	8.7%	5.8%	0.6%	6.4%	2.3%	8.7%
May 2022	7.3%	11.5%	7.6%	5.5%	0.8%	6.4%	1.3%	7.6%
Apr 2022	9.0%	14.2%	9.3%	6.2%	0.7%	6.9%	2.5%	9.3%
Mar 2022	11.8%	11.6%	11.8%	6.4%	0.7%	7.2%	4.6%	11.8%
Feb 2022	9.6%	16.9%	10.1%	5.8%	0.6%	6.4%	3.8%	10.1%
Jan 2022	12.1%	14.8%	12.3%	5.4%	0.5%	5.9%	6.4%	12.3%
<b>2021</b>	<b>7.9%</b>	<b>9.8%</b>	<b>8.0%</b>	<b>5.3%</b>	<b>0.6%</b>	<b>5.9%</b>	<b>2.1%</b>	<b>8.0%</b>
Dec 2021	9.0%	14.8%	9.4%	5.6%	0.6%	6.2%	3.2%	9.4%
Nov 2021	9.6%	11.7%	9.8%	6.8%	1.0%	7.8%	1.9%	9.8%
Oct 2021	8.4%	10.1%	8.5%	6.2%	0.7%	6.9%	1.7%	8.5%
Sep 2021	7.6%	8.3%	7.7%	5.9%	0.6%	6.5%	1.2%	7.7%
Aug 2021	7.5%	7.4%	7.5%	5.7%	0.7%	6.4%	1.1%	7.5%
Jul 2021	6.5%	6.1%	6.4%	5.1%	0.6%	5.7%	0.7%	6.4%
Jun 2021	6.0%	5.2%	5.9%	4.8%	0.5%	5.3%	0.7%	5.9%
May 2021	4.8%	5.4%	4.9%	3.9%	0.4%	4.3%	0.5%	4.9%
Apr 2021	5.6%	6.4%	5.6%	4.4%	0.5%	4.8%	0.8%	5.6%
Mar 2021	6.4%	8.3%	6.5%	4.7%	0.4%	5.1%	1.4%	6.5%
Feb 2021	9.3%	11.4%	9.4%	5.6%	0.7%	6.2%	3.2%	9.4%
Jan 2021	13.6%	21.1%	14.1%	5.3%	0.4%	5.7%	8.5%	14.1%
<b>2020</b>	<b>8.1%</b>	<b>9.9%</b>	<b>8.2%</b>	<b>6.0%</b>	<b>0.4%</b>	<b>6.4%</b>	<b>1.8%</b>	<b>8.2%</b>
Dec 2020	7.4%	6.4%	7.3%	5.5%	0.5%	6.0%	1.4%	7.3%
Nov 2020	8.9%	9.7%	8.9%	4.9%	0.3%	5.2%	3.7%	8.9%
Oct 2020	7.2%	7.7%	7.2%	5.5%	0.4%	5.9%	1.3%	7.2%
Sep 2020	7.4%	7.1%	7.3%	5.9%	0.5%	6.4%	0.9%	7.3%
Aug 2020	7.7%	6.5%	7.7%	6.1%	0.5%	6.6%	1.0%	7.7%
Jul 2020	7.0%	5.4%	6.9%	6.0%	0.5%	6.5%	0.4%	6.9%
Jun 2020	6.7%	6.8%	6.7%	5.6%	0.4%	6.1%	0.6%	6.7%
May 2020	8.6%	13.7%	9.0%	6.3%	0.3%	6.6%	2.3%	9.0%

University of Limerick Hospital Group

Year/ month	Health Service Executive	Section 38 Hospitals	Acute Services absence rate	Certified absence	Self-certified absence	Non Covid-19 absence	Covid-19 absence	Total absence rate
Apr 2020	11.7%	36.5%	13.4%	6.9%	0.2%	7.1%	6.3%	13.4%
Mar 2020	10.4%	10.5%	10.4%	6.6%	0.5%	7.1%	3.3%	10.4%
Feb 2020	6.7%	3.6%	6.4%	5.8%	0.7%	6.4%		6.4%
Jan 2020	7.5%	4.8%	7.3%	6.6%	0.7%	7.3%		7.3%
2019	6.5%	4.4%	6.3%	5.6%	0.7%	6.3%		6.3%
Dec 2019	7.6%	4.1%	7.4%	6.6%	0.8%	7.4%		7.4%
Nov 2019	6.5%	5.2%	6.4%	5.9%	0.6%	6.4%		6.4%
Oct 2019	6.9%	6.0%	6.8%	6.2%	0.6%	6.8%		6.8%
Sep 2019	6.3%	5.4%	6.3%	5.7%	0.6%	6.3%		6.3%
Aug 2019	6.6%	4.4%	6.4%	5.8%	0.6%	6.4%		6.4%
Jul 2019	6.3%	3.3%	6.1%	5.6%	0.5%	6.1%		6.1%
Jun 2019	6.3%	3.1%	6.0%	5.1%	0.9%	6.0%		6.0%
May 2019	5.8%	5.1%	5.8%	5.3%	0.5%	5.8%		5.8%
Apr 2019	6.0%	3.0%	5.8%	5.3%	0.6%	5.8%		5.8%
Mar 2019	5.9%	4.3%	5.8%	5.1%	0.6%	5.8%		5.8%
Feb 2019	6.9%	4.9%	6.8%	5.6%	1.2%	6.8%		6.8%
Jan 2019	6.8%	4.3%	6.6%	5.6%	1.0%	6.6%		6.6%
2018	6.2%	3.0%	6.0%	5.4%	0.6%	6.0%		6.0%
Dec 2018	6.5%	2.0%	6.2%	5.5%	0.7%	6.2%		6.2%
Nov 2018	5.9%	2.7%	5.7%	5.0%	0.7%	5.7%		5.7%
Oct 2018	7.1%	3.4%	6.9%	6.2%	0.7%	6.9%		6.9%
Sep 2018	6.3%	2.8%	6.0%	5.4%	0.6%	6.0%		6.0%
Aug 2018	6.3%	2.6%	6.0%	5.5%	0.5%	6.0%		6.0%
Jul 2018	5.9%	3.4%	5.8%	5.3%	0.5%	5.8%		5.8%
Jun 2018	5.7%	2.9%	5.5%	5.0%	0.5%	5.5%		5.5%
May 2018	5.2%	3.5%	5.1%	4.6%	0.4%	5.1%		5.1%
Apr 2018	5.6%	3.8%	5.5%	5.0%	0.5%	5.5%		5.5%
Mar 2018	6.3%	3.1%	6.0%	5.5%	0.5%	6.0%		6.0%
Feb 2018	6.6%	3.1%	6.4%	5.8%	0.6%	6.4%		6.4%
Jan 2018	6.8%	3.1%	6.6%	5.9%	0.7%	6.6%		6.6%

