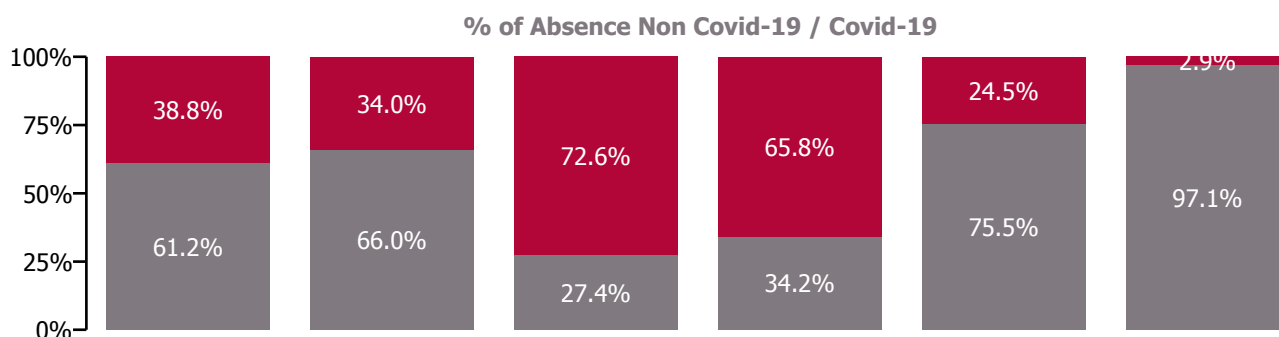
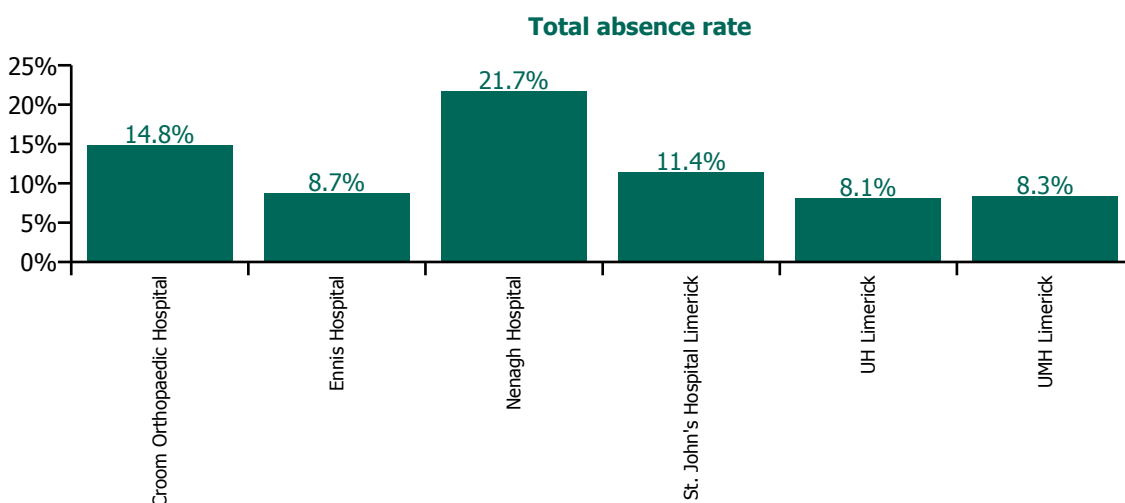


February 2021

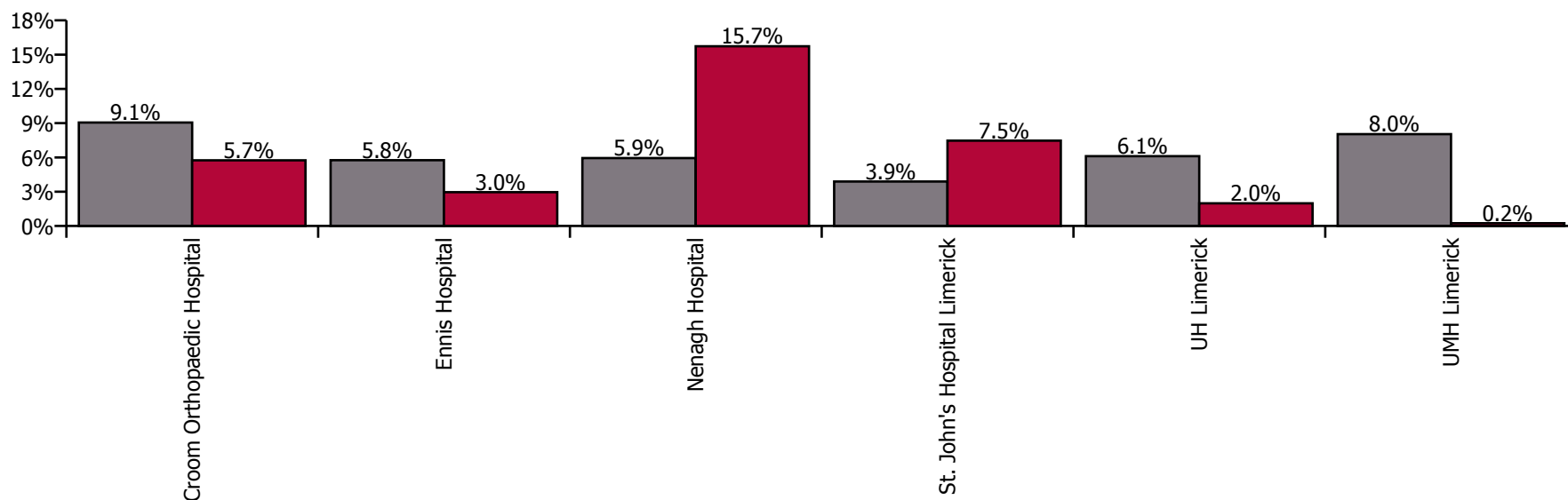
Health Service Absence Rate - by Staff Category: Feb 2021	Certified absence	Self-certified absence	Non Covid-19 absence	Covid-19 absence	Total absence rate	% Non Covid-19 absence	% Covid-19 absence
University of Limerick Hospital Group	5.6%	0.7%	6.2%	3.2%	9.4%	66.0%	34.0%
Medical & Dental	0.7%	0.0%	0.7%	1.0%	1.7%	42.9%	57.1%
Nursing & Midwifery	6.6%	0.8%	7.4%	4.5%	11.9%	62.3%	37.7%
Health & Social Care Professionals	2.7%	0.4%	3.1%	1.1%	4.2%	74.7%	25.3%
Management & Administrative	5.0%	0.5%	5.5%	1.1%	6.6%	83.9%	16.1%
General Support	7.8%	0.9%	8.7%	3.5%	12.2%	71.0%	29.0%
Patient & Client Care	8.1%	0.9%	9.0%	5.9%	14.8%	60.5%	39.5%

Health Service Absence Rate - by Hospital: Feb 2021	Certified absence	Self-certified absence	Non Covid-19 absence	Covid-19 absence	Total absence rate	% Non Covid-19 absence	% Covid-19 absence
University of Limerick Hospital Group	5.6%	0.7%	6.2%	3.2%	9.4%	66.0%	34.0%
Croom Orthopaedic Hospital	8.0%	1.1%	9.1%	5.7%	14.8%	61.2%	38.8%
Ennis Hospital	5.2%	0.6%	5.8%	3.0%	8.7%	66.0%	34.0%
Nenagh Hospital	5.4%	0.5%	5.9%	15.7%	21.7%	27.4%	72.6%
St. John's Hospital Limerick	3.6%	0.2%	3.9%	7.5%	11.4%	34.2%	65.8%
UH Limerick	5.4%	0.7%	6.1%	2.0%	8.1%	75.5%	24.5%
UMH Limerick	7.5%	0.5%	8.0%	0.2%	8.3%	97.1%	2.9%



February 2021

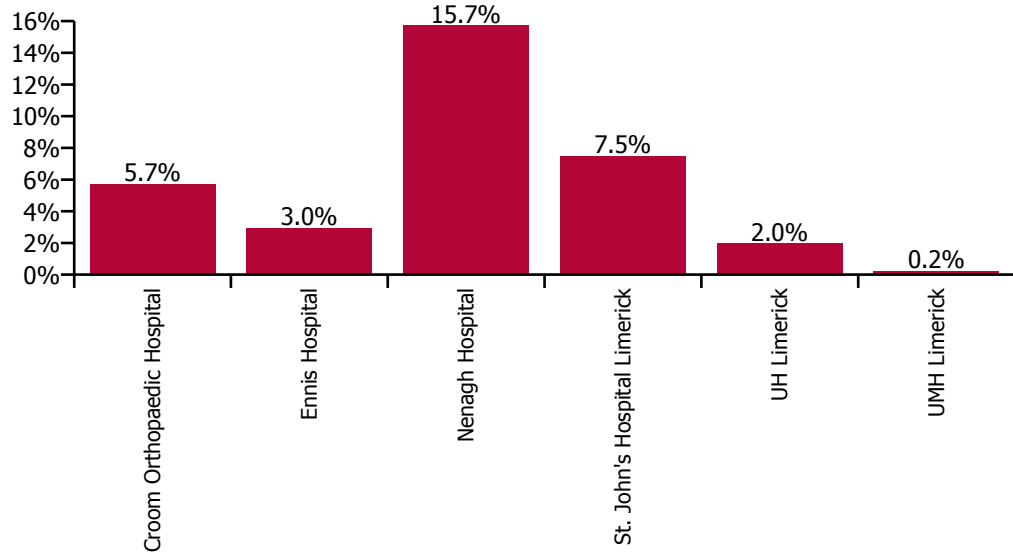
Health Service Absence Rate by Hospital: Feb 2021	Medical & Dental	Nursing & Midwifery	Health & Social Care Professionals	Management & Administrative	General Support	Patient & Client Care	Certified absence	Self-certified absence	Non Covid-19 absence	Covid-19 absence	Total absence rate
University of Limerick Hospital Group	1.7%	11.9%	4.2%	6.6%	12.2%	14.8%	5.6%	0.7%	6.2%	3.2%	9.4%
Croom Orthopaedic Hospital	0.0%	19.4%	40.0%	3.4%	8.7%	19.9%	8.0%	1.1%	9.1%	5.7%	14.8%
Ennis Hospital	4.9%	8.3%	6.5%	7.7%	15.8%	3.1%	5.2%	0.6%	5.8%	3.0%	8.7%
Nenagh Hospital	18.1%	26.6%	0.7%	6.9%	23.3%	28.1%	5.4%	0.5%	5.9%	15.7%	21.7%
St. John's Hospital Limerick	0.7%	13.1%	5.5%	8.5%	24.0%	6.4%	3.6%	0.2%	3.9%	7.5%	11.4%
UH Limerick	1.2%	10.8%	3.8%	6.3%	10.8%	12.8%	5.4%	0.7%	6.1%	2.0%	8.1%
UMH Limerick	0.0%	8.9%	0.0%	7.5%	10.3%	14.8%	7.5%	0.5%	8.0%	0.2%	8.3%



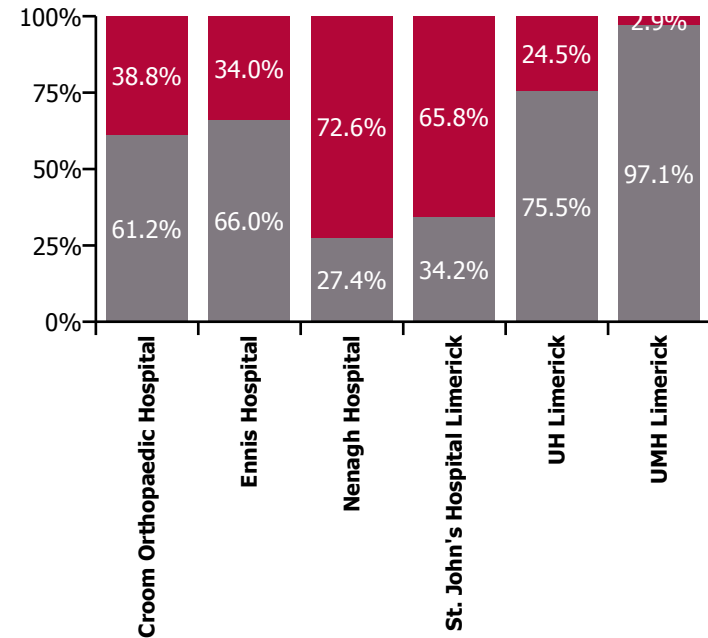
February 2021

Health Service Covid-19 Absence Rate - by Staff Category & Hospital: Feb 2021	Medical & Dental	Nursing & Midwifery	Health & Social Care Professionals	Management & Administrative	General Support	Patient & Client Care	Covid-19 absence	Non Covid-19 absence	Total absence rate
University of Limerick Hospital Group	1.0%	4.5%	1.1%	6.6%	3.5%	5.9%	3.2%	6.2%	9.4%
Croom Orthopaedic Hospital	0.0%	7.9%	1.8%	3.4%	1.0%	9.8%	5.7%	9.1%	14.8%
Ennis Hospital	0.0%	3.9%	3.7%	7.7%	5.1%	1.6%	3.0%	5.8%	8.7%
Nenagh Hospital	15.7%	20.4%	0.0%	6.9%	13.2%	21.1%	15.7%	5.9%	21.7%
St. John's Hospital Limerick	0.7%	7.9%	4.4%	8.5%	22.7%	4.5%	7.5%	3.9%	11.4%
UH Limerick	0.6%	3.3%	0.7%	6.3%	1.8%	2.7%	2.0%	6.1%	8.1%
UMH Limerick	0.0%	0.3%	0.0%	7.5%	0.5%	0.4%	0.2%	8.0%	8.3%

Covid-19 absence rate

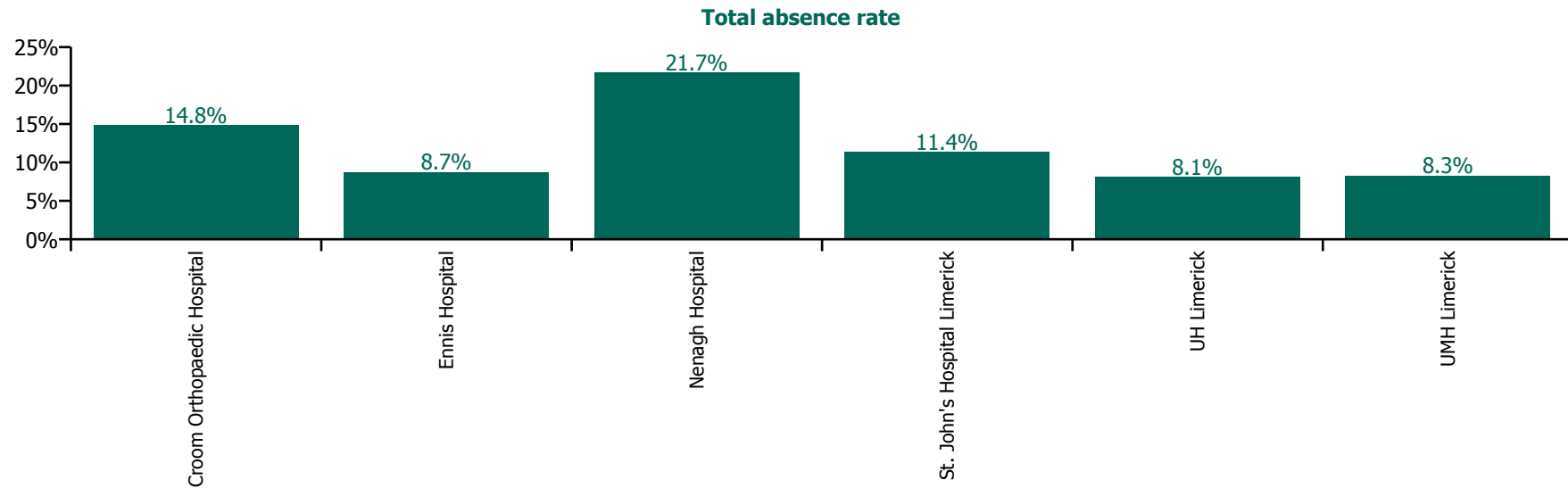


% of Absence Non Covid-19 / Covid-19



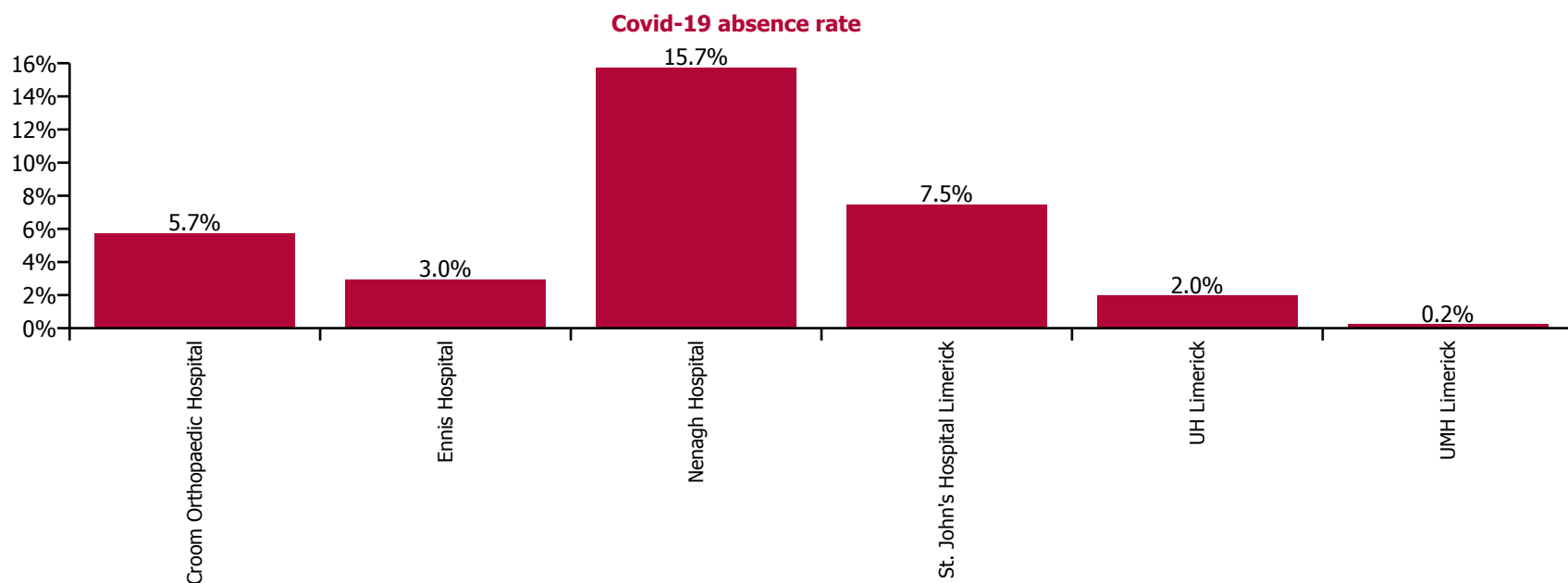
February 2021

Health Service Absence Rate - by Ho[pital & Staff Category: Feb 2021	Medical & Dental	Nursing & Midwifery	Health & Social Care Professionals	Management & Administrative	General Support	Patient & Client Care	Certified absence	Self-certified absence	Non Covid-19 absence	Covid-19 absence	Total absence rate
University of Limerick Hospital Group	1.7%	11.9%	4.2%	6.6%	12.2%	14.8%	5.6%	0.7%	6.2%	3.2%	9.4%
Croom Orthopaedic Hospital	0.0%	19.4%	40.0%	3.4%	8.7%	19.9%	8.0%	1.1%	9.1%	5.7%	14.8%
Ennis Hospital	4.9%	8.3%	6.5%	7.7%	15.8%	3.1%	5.2%	0.6%	5.8%	3.0%	8.7%
Nenagh Hospital	18.1%	26.6%	0.7%	6.9%	23.3%	28.1%	5.4%	0.5%	5.9%	15.7%	21.7%
St. John's Hospital Limerick	0.7%	13.1%	5.5%	8.5%	24.0%	6.4%	3.6%	0.2%	3.9%	7.5%	11.4%
UH Limerick	1.2%	10.8%	3.8%	6.3%	10.8%	12.8%	5.4%	0.7%	6.1%	2.0%	8.1%
UMH Limerick	0.0%	8.9%	0.0%	7.5%	10.3%	14.8%	7.5%	0.5%	8.0%	0.2%	8.3%



February 2021

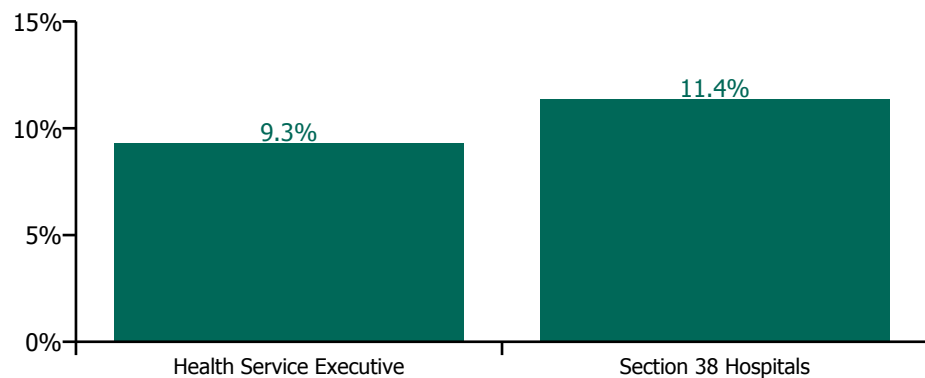
Health Service Covid-19 Absence Rate - by Staff Category & Hospital: Feb 2021	Medical & Dental	Nursing & Midwifery	Health & Social Care Professionals	Management & Administrative	General Support	Patient & Client Care	Covid-19 absence	Non Covid-19 absence	Total absence rate
University of Limerick Hospital Group	1.0%	4.5%	1.1%	6.6%	3.5%	5.9%	3.2%	6.2%	9.4%
Croom Orthopaedic Hospital	0.0%	7.9%	1.8%	3.4%	1.0%	9.8%	5.7%	9.1%	14.8%
Ennis Hospital	0.0%	3.9%	3.7%	7.7%	5.1%	1.6%	3.0%	5.8%	8.7%
Nenagh Hospital	15.7%	20.4%	0.0%	6.9%	13.2%	21.1%	15.7%	5.9%	21.7%
St. John's Hospital Limerick	0.7%	7.9%	4.4%	8.5%	22.7%	4.5%	7.5%	3.9%	11.4%
UH Limerick	0.6%	3.3%	0.7%	6.3%	1.8%	2.7%	2.0%	6.1%	8.1%
UMH Limerick	0.0%	0.3%	0.0%	7.5%	0.5%	0.4%	0.2%	8.0%	8.3%



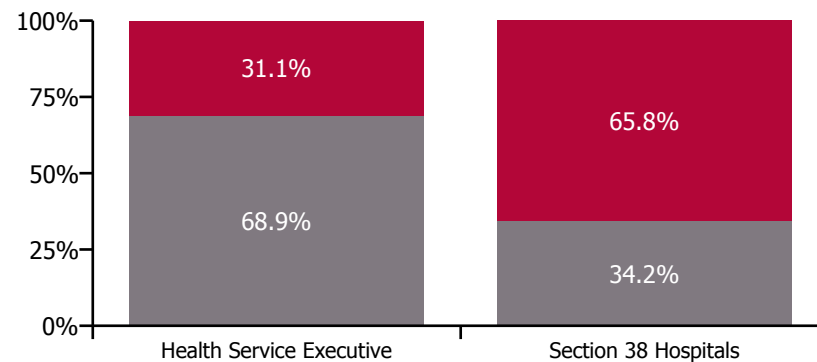
February 2021

Health Service Absence Rate - by Admin & Hospital: Feb 2021	Medical & Dental	Nursing & Midwifery	Health & Social Care Professionals	Management & Administrative	General Support	Patient & Client Care	Certified absence	Self-certified absence	Non Covid-19 absence	Covid-19 absence	Total absence rate
University of Limerick Hospital Group	1.7%	11.9%	4.2%	6.6%	12.2%	14.8%	5.6%	0.7%	6.2%	3.2%	9.4%
Health Service Executive	1.7%	11.8%	4.1%	6.4%	11.5%	15.6%	5.7%	0.7%	6.4%	2.9%	9.3%
Croom Orthopaedic Hospital	0.0%	19.4%	40.0%	3.4%	8.7%	19.9%	8.0%	1.1%	9.1%	5.7%	14.8%
Ennis Hospital	4.9%	8.3%	6.5%	7.7%	15.8%	3.1%	5.2%	0.6%	5.8%	3.0%	8.7%
Nenagh Hospital	18.1%	26.6%	0.7%	6.9%	23.3%	28.1%	5.4%	0.5%	5.9%	15.7%	21.7%
UH Limerick	1.2%	10.8%	3.8%	6.3%	10.8%	12.8%	5.4%	0.7%	6.1%	2.0%	8.1%
UMH Limerick	0.0%	8.9%	0.0%	7.5%	10.3%	14.8%	7.5%	0.5%	8.0%	0.2%	8.3%
Section 38 Hospitals	0.7%	13.1%	5.5%	8.5%	24.0%	6.4%	3.6%	0.2%	3.9%	7.5%	11.4%
St. John's Hospital Limerick	0.7%	13.1%	5.5%	8.5%	24.0%	6.4%	3.6%	0.2%	3.9%	7.5%	11.4%

Total absence rate



Non Covid-19 & Covid-19 Absence



February 2021

Croom Orthopaedic Hospital absence by Staff Category	Certified absence	Self-certified absence	Non Covid-19 absence	Covid-19 absence	Total absence rate	% Non Covid-19 absence	% Covid-19 absence
Croom Orthopaedic Hospital	8.0%	1.1%	9.1%	5.7%	14.8%	61.2%	38.8%
Medical & Dental	0.0%	0.0%	0.0%	0.0%	0.0%	#DIV/0	#DIV/0
Nursing & Midwifery	10.7%	0.8%	11.5%	7.9%	19.4%	59.4%	40.6%
Health & Social Care Professionals	36.4%	1.8%	38.2%	1.8%	40.0%	95.4%	4.6%
Management & Administrative	1.4%	2.0%	3.4%	0.0%	3.4%	100.0%	0.0%
General Support	5.6%	2.1%	7.7%	1.0%	8.7%	88.7%	11.3%
Patient & Client Care	9.2%	0.9%	10.2%	9.8%	19.9%	51.0%	49.0%

February 2021

Ennis Hospital absence by Staff Category	Certified absence	Self-certified absence	Non Covid-19 absence	Covid-19 absence	Total absence rate	% Non Covid-19 absence	% Covid-19 absence
Ennis Hospital	5.2%	0.6%	5.8%	3.0%	8.7%	66.0%	34.0%
Medical & Dental	4.1%	0.8%	4.9%	0.0%	4.9%	100.0%	0.0%
Nursing & Midwifery	3.9%	0.5%	4.4%	3.9%	8.3%	53.0%	47.0%
Health & Social Care Professionals	2.5%	0.3%	2.8%	3.7%	6.5%	43.2%	56.8%
Management & Administrative	6.8%	0.7%	7.5%	0.1%	7.7%	98.2%	1.8%
General Support	10.5%	0.3%	10.7%	5.1%	15.8%	67.9%	32.1%
Patient & Client Care	0.0%	1.5%	1.5%	1.6%	3.1%	48.5%	51.5%

February 2021

Nenagh Hospital absence by Staff Category	Certified absence	Self-certified absence	Non Covid-19 absence	Covid-19 absence	Total absence rate	% Non Covid-19 absence	% Covid-19 absence
Nenagh Hospital	5.4%	0.5%	5.9%	15.7%	21.7%	27.4%	72.6%
Medical & Dental	2.4%	0.0%	2.4%	15.7%	18.1%	13.3%	86.7%
Nursing & Midwifery	5.7%	0.5%	6.3%	20.4%	26.6%	23.6%	76.4%
Health & Social Care Professionals	0.0%	0.7%	0.7%	0.0%	0.7%	100.0%	0.0%
Management & Administrative	4.2%	0.6%	4.8%	2.1%	6.9%	69.3%	30.7%
General Support	9.8%	0.2%	10.0%	13.2%	23.3%	43.2%	56.8%
Patient & Client Care	6.2%	0.8%	7.0%	21.1%	28.1%	24.9%	75.1%

February 2021

St. John's Hospital Limerick absence by Staff Category	Certified absence	Self-certified absence	Non Covid-19 absence	Covid-19 absence	Total absence rate	% Non Covid-19 absence	% Covid-19 absence
St. John's Hospital Limerick	3.6%	0.2%	3.9%	7.5%	11.4%	34.2%	65.8%
Medical & Dental	0.0%	0.0%	0.0%	0.7%	0.7%	0.0%	100.0%
Nursing & Midwifery	4.8%	0.4%	5.2%	7.9%	13.1%	39.6%	60.4%
Health & Social Care Professionals	1.1%	0.0%	1.1%	4.4%	5.5%	19.4%	80.6%
Management & Administrative	6.4%	0.3%	6.7%	1.8%	8.5%	78.8%	21.2%
General Support	1.3%	0.0%	1.3%	22.7%	24.0%	5.3%	94.7%
Patient & Client Care	1.7%	0.1%	1.8%	4.5%	6.4%	28.5%	71.5%

February 2021

UH Limerick absence by Staff Category	Certified absence	Self-certified absence	Non Covid-19 absence	Covid-19 absence	Total absence rate	% Non Covid-19 absence	% Covid-19 absence
UH Limerick	5.4%	0.7%	6.1%	2.0%	8.1%	75.5%	24.5%
Medical & Dental	0.6%	0.0%	0.7%	0.6%	1.2%	54.2%	45.8%
Nursing & Midwifery	6.6%	1.0%	7.5%	3.3%	10.8%	69.6%	30.4%
Health & Social Care Professionals	2.6%	0.4%	3.1%	0.7%	3.8%	81.1%	18.9%
Management & Administrative	4.6%	0.5%	5.2%	1.1%	6.3%	82.5%	17.5%
General Support	8.0%	1.0%	9.0%	1.8%	10.8%	83.7%	16.3%
Patient & Client Care	9.2%	1.0%	10.2%	2.7%	12.8%	79.3%	20.7%

February 2021

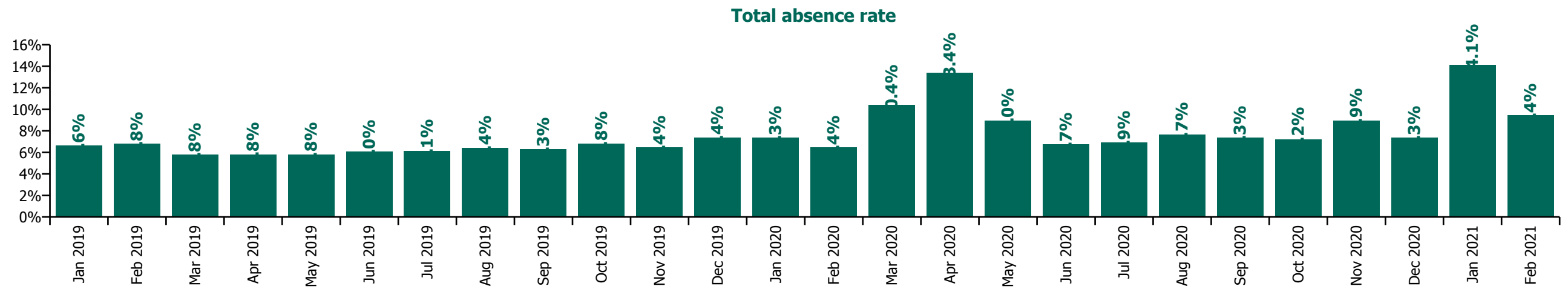
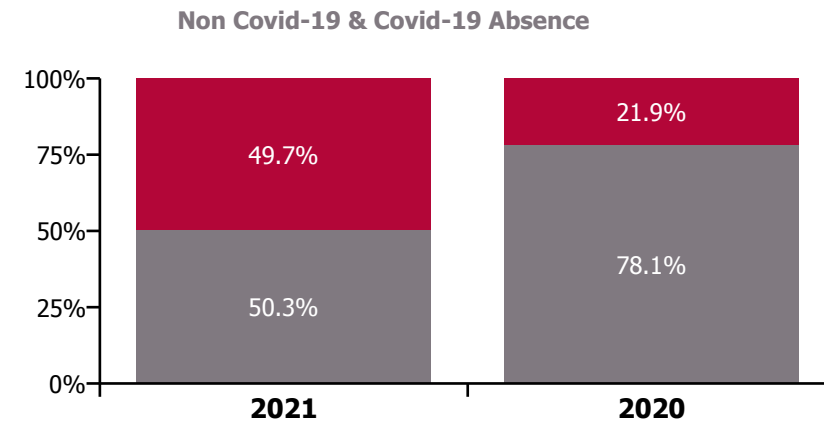
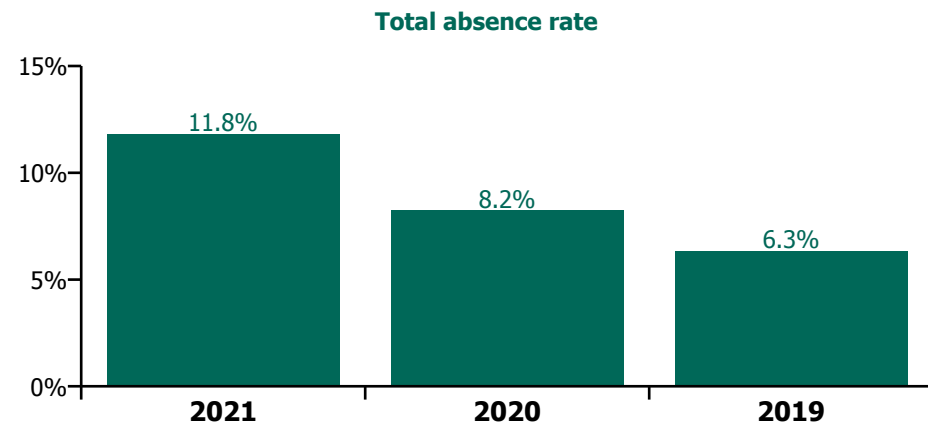
UMH Limerick absence by Staff Category	Certified absence	Self-certified absence	Non Covid-19 absence	Covid-19 absence	Total absence rate	% Non Covid-19 absence	% Covid-19 absence
UMH Limerick	7.5%	0.5%	8.0%	0.2%	8.3%	97.1%	2.9%
Medical & Dental	0.0%	0.0%	0.0%	0.0%	0.0%	#DIV/0	#DIV/0
Nursing & Midwifery	7.9%	0.7%	8.6%	0.3%	8.9%	97.0%	3.0%
Health & Social Care Professionals	0.0%	0.0%	0.0%	0.0%	0.0%		#DIV/0
Management & Administrative	7.4%	0.1%	7.5%	0.0%	7.5%	100.0%	0.0%
General Support	9.3%	0.5%	9.8%	0.5%	10.3%	95.3%	4.7%
Patient & Client Care	13.5%	1.0%	14.4%	0.4%	14.8%	97.6%	2.4%

**University of Limerick
Hospital Group**

Year/ month	Medical & Dental	Nursing & Midwifery	Health & Social Care Professionals	Management & Administrative	General Support	Patient & Client Care	Certified absence	Self-certified absence	Non Covid-19 absence	Covid-19 absence	Total absence rate
2021	3.9%	15.0%	5.5%	7.9%	13.8%	17.5%	5.4%	0.5%	5.9%	5.9%	11.8%
Feb 2021	1.7%	11.9%	4.2%	6.6%	12.2%	14.8%	5.6%	0.7%	6.2%	3.2%	9.4%
Jan 2021	6.2%	17.9%	6.9%	9.3%	15.4%	20.0%	5.3%	0.4%	5.7%	8.5%	14.1%
2020	2.5%	9.6%	6.1%	6.7%	11.3%	10.8%	6.0%	0.4%	6.4%	1.8%	8.2%
Dec 2020	1.2%	9.0%	4.7%	7.0%	8.4%	10.7%	5.5%	0.5%	6.0%	1.4%	7.3%
Nov 2020	3.5%	11.4%	7.5%	6.1%	10.0%	11.3%	4.9%	0.3%	5.2%	3.7%	8.9%
Oct 2020	2.1%	8.2%	7.2%	6.7%	8.7%	9.1%	5.5%	0.4%	5.9%	1.3%	7.2%
Sep 2020	1.8%	8.6%	6.3%	6.5%	9.7%	9.7%	5.9%	0.5%	6.4%	0.9%	7.3%
Aug 2020	1.1%	8.6%	5.8%	6.9%	12.1%	10.1%	6.1%	0.5%	6.6%	1.0%	7.7%
Jul 2020	1.3%	7.9%	3.5%	6.2%	11.7%	8.5%	6.0%	0.5%	6.5%	0.4%	6.9%
Jun 2020	1.3%	8.0%	3.6%	5.1%	11.9%	8.2%	5.6%	0.4%	6.1%	0.6%	6.7%
May 2020	3.0%	10.3%	7.1%	6.3%	13.2%	10.8%	6.3%	0.3%	6.6%	2.3%	9.0%
Apr 2020	5.9%	16.2%	9.7%	7.8%	16.4%	19.5%	6.9%	0.2%	7.1%	6.3%	13.4%
Mar 2020	4.9%	11.5%	8.3%	8.9%	13.8%	12.2%	6.6%	0.5%	7.1%	3.3%	10.4%
Feb 2020	2.5%	6.7%	3.7%	5.6%	9.7%	9.2%	5.8%	0.7%	6.4%		6.4%
Jan 2020	2.1%	7.7%	5.1%	6.9%	10.5%	10.6%	6.6%	0.7%	7.3%		7.3%
2019	1.5%	6.6%	4.5%	4.8%	9.6%	10.3%	5.6%	0.7%	6.3%		6.3%
Dec 2019	2.0%	7.5%	5.9%	5.4%	11.3%	11.8%	6.6%	0.8%	7.4%		7.4%
Nov 2019	1.5%	6.8%	5.3%	5.0%	9.5%	10.0%	5.9%	0.6%	6.4%		6.4%
Oct 2019	1.7%	7.6%	5.4%	5.3%	9.2%	9.9%	6.2%	0.6%	6.8%		6.8%
Sep 2019	1.0%	6.7%	5.4%	5.6%	9.3%	8.9%	5.7%	0.6%	6.3%		6.3%
Aug 2019	1.0%	6.6%	4.8%	6.4%	8.9%	10.0%	5.8%	0.6%	6.4%		6.4%
Jul 2019	1.1%	6.4%	5.2%	4.7%	8.3%	10.7%	5.6%	0.5%	6.1%		6.1%
Jun 2019	1.7%	5.1%	4.9%	4.5%	10.6%	11.6%	5.1%	0.9%	6.0%		6.0%
May 2019	2.0%	5.7%	3.4%	4.5%	9.1%	10.1%	5.3%	0.5%	5.8%		5.8%
Apr 2019	1.5%	6.5%	2.6%	4.3%	8.7%	9.4%	5.3%	0.6%	5.8%		5.8%
Mar 2019	1.9%	5.9%	4.0%	3.5%	9.0%	9.8%	5.1%	0.6%	5.8%		5.8%
Feb 2019	1.3%	7.7%	3.4%	4.3%	10.4%	11.4%	5.6%	1.2%	6.8%		6.8%
Jan 2019	1.2%	7.2%	4.1%	4.8%	10.5%	10.5%	5.6%	1.0%	6.6%		6.6%
2018	0.7%	6.5%	4.1%	5.0%	8.4%	9.3%	5.4%	0.6%	6.0%		6.0%

University of Limerick Hospital
Group

Year/ month	Croom Orthopaed ic Hospital	Ennis Hospital	Nenagh Hospital	St. John's Hospital Limerick	UH Limerick	UMH Limerick	Acute Services absence rate	Certified absence	Self- certified absence	Non Covid-19 absence	Covid-19 absence	Total absence rate
2021	17.0%	10.8%	21.3%	16.2%	10.5%	10.5%	11.8%	5.4%	0.5%	5.9%	5.9%	11.8%
Feb 2021	14.8%	8.7%	21.7%	11.4%	8.1%	8.3%	9.4%	5.6%	0.7%	6.2%	3.2%	9.42%
Jan 2021	19.1%	12.8%	21.0%	21.1%	12.9%	12.6%	14.1%	5.3%	0.4%	5.7%	8.5%	14.12%
2020	10.5%	8.2%	8.1%	9.9%	7.8%	9.3%	8.2%	6.0%	0.4%	6.4%	1.8%	8.2%
Dec 2020	10.9%	8.5%	8.1%	6.4%	6.7%	10.1%	7.3%	5.5%	0.5%	6.0%	1.4%	7.34%
Nov 2020	7.9%	7.5%	8.2%	9.7%	9.2%	8.4%	8.9%	4.9%	0.3%	5.2%	3.7%	8.95%
Oct 2020	10.2%	7.5%	6.6%	7.7%	6.7%	9.4%	7.2%	5.5%	0.4%	5.9%	1.3%	7.20%
Sep 2020	10.0%	5.9%	5.0%	7.1%	7.2%	10.0%	7.3%	5.9%	0.5%	6.4%	0.9%	7.34%
Aug 2020	10.0%	6.8%	4.6%	6.5%	7.6%	10.4%	7.7%	6.1%	0.5%	6.6%	1.0%	7.65%
Jul 2020	9.2%	4.8%	6.6%	5.4%	6.9%	8.1%	6.9%	6.0%	0.5%	6.5%	0.4%	6.88%
Jun 2020	10.2%	5.2%	8.4%	6.8%	6.3%	8.7%	6.7%	5.6%	0.4%	6.1%	0.6%	6.73%
May 2020	10.4%	9.6%	10.7%	13.7%	8.3%	8.5%	9.0%	6.3%	0.3%	6.6%	2.3%	8.96%
Apr 2020	13.3%	14.5%	15.1%	36.5%	11.3%	10.1%	13.4%	6.9%	0.2%	7.1%	6.3%	13.37%
Mar 2020	16.8%	10.3%	10.4%	10.5%	10.0%	10.2%	10.4%	6.6%	0.5%	7.1%	3.3%	10.36%
Feb 2020	8.6%	7.5%	5.3%	3.6%	6.4%	7.9%	6.4%	5.8%	0.7%	6.4%		6.43%
Jan 2020	8.0%	9.5%	7.3%	4.8%	7.1%	9.4%	7.3%	6.6%	0.7%	7.3%		7.35%
2019	6.6%	7.8%	5.9%	4.4%	6.1%	8.7%	6.3%	5.6%	0.7%	6.3%		6.3%
Dec 2019	4.9%	9.0%	7.2%	4.1%	7.3%	10.2%	7.4%	6.6%	0.8%	7.4%		7.36%
Nov 2019	6.3%	7.5%	6.1%	5.2%	6.1%	9.6%	6.4%	5.9%	0.6%	6.4%		6.43%
Oct 2019	8.1%	7.6%	5.8%	6.0%	6.4%	10.5%	6.8%	6.2%	0.6%	6.8%		6.81%
Sep 2019	6.0%	6.9%	5.0%	5.4%	6.1%	9.3%	6.3%	5.7%	0.6%	6.3%		6.27%
Aug 2019	4.7%	7.3%	5.4%	4.4%	6.4%	9.1%	6.4%	5.8%	0.6%	6.4%		6.41%
Jul 2019	4.5%	7.6%	6.3%	3.3%	6.0%	9.1%	6.1%	5.6%	0.5%	6.1%		6.11%
Jun 2019	5.4%	7.0%	5.0%	3.1%	6.1%	8.6%	6.0%	5.1%	0.9%	6.0%		6.04%
May 2019	5.8%	8.0%	4.6%	5.1%	5.5%	7.7%	5.8%	5.3%	0.5%	5.8%		5.80%
Apr 2019	7.4%	8.5%	6.6%	3.0%	5.4%	8.1%	5.8%	5.3%	0.6%	5.8%		5.81%
Mar 2019	7.4%	7.1%	6.5%	4.3%	5.4%	7.7%	5.8%	5.1%	0.6%	5.8%		5.77%
Feb 2019	7.6%	8.1%	7.1%	4.9%	6.7%	7.9%	6.8%	5.6%	1.2%	6.8%		6.79%
Jan 2019	10.2%	8.9%	5.8%	4.3%	6.4%	7.4%	6.6%	5.6%	1.0%	6.6%		6.61%



University of Limerick Hospital Group

Year/ month	Health Service Executive	Section 38 Hospitals	Acute Services absence rate	Certified absence	Self-certified absence	Non Covid-19 absence	Covid-19 absence	Total absence rate
2021	11.5%	16.2%	11.8%	5.4%	0.5%	5.9%	5.9%	11.8%
Feb 2021	9.3%	11.4%	9.4%	5.6%	0.7%	6.2%	3.2%	9.4%
Jan 2021	13.6%	21.1%	14.1%	5.3%	0.4%	5.7%	8.5%	14.1%
2020	8.1%	9.9%	8.2%	6.0%	0.4%	6.4%	1.8%	8.2%
Dec 2020	7.4%	6.4%	7.3%	5.5%	0.5%	6.0%	1.4%	7.3%
Nov 2020	8.9%	9.7%	8.9%	4.9%	0.3%	5.2%	3.7%	8.9%
Oct 2020	7.2%	7.7%	7.2%	5.5%	0.4%	5.9%	1.3%	7.2%
Sep 2020	7.4%	7.1%	7.3%	5.9%	0.5%	6.4%	0.9%	7.3%
Aug 2020	7.7%	6.5%	7.7%	6.1%	0.5%	6.6%	1.0%	7.7%
Jul 2020	7.0%	5.4%	6.9%	6.0%	0.5%	6.5%	0.4%	6.9%
Jun 2020	6.7%	6.8%	6.7%	5.6%	0.4%	6.1%	0.6%	6.7%
May 2020	8.6%	13.7%	9.0%	6.3%	0.3%	6.6%	2.3%	9.0%
Apr 2020	11.7%	36.5%	13.4%	6.9%	0.2%	7.1%	6.3%	13.4%
Mar 2020	10.4%	10.5%	10.4%	6.6%	0.5%	7.1%	3.3%	10.4%
Feb 2020	6.7%	3.6%	6.4%	5.8%	0.7%	6.4%		6.4%
Jan 2020	7.5%	4.8%	7.3%	6.6%	0.7%	7.3%		7.3%
2019	6.5%	4.4%	6.3%	5.6%	0.7%	6.3%		6.3%
Dec 2019	7.6%	4.1%	7.4%	6.6%	0.8%	7.4%		7.4%
Nov 2019	6.5%	5.2%	6.4%	5.9%	0.6%	6.4%		6.4%
Oct 2019	6.9%	6.0%	6.8%	6.2%	0.6%	6.8%		6.8%
Sep 2019	6.3%	5.4%	6.3%	5.7%	0.6%	6.3%		6.3%
Aug 2019	6.6%	4.4%	6.4%	5.8%	0.6%	6.4%		6.4%
Jul 2019	6.3%	3.3%	6.1%	5.6%	0.5%	6.1%		6.1%
Jun 2019	6.3%	3.1%	6.0%	5.1%	0.9%	6.0%		6.0%
May 2019	5.8%	5.1%	5.8%	5.3%	0.5%	5.8%		5.8%
Apr 2019	6.0%	3.0%	5.8%	5.3%	0.6%	5.8%		5.8%
Mar 2019	5.9%	4.3%	5.8%	5.1%	0.6%	5.8%		5.8%
Feb 2019	6.9%	4.9%	6.8%	5.6%	1.2%	6.8%		6.8%
Jan 2019	6.8%	4.3%	6.6%	5.6%	1.0%	6.6%		6.6%
2018	6.2%	3.0%	6.0%	5.4%	0.6%	6.0%		6.0%
Dec 2018	6.5%	2.0%	6.2%	5.5%	0.7%	6.2%		6.2%
Nov 2018	5.9%	2.7%	5.7%	5.0%	0.7%	5.7%		5.7%
Oct 2018	7.1%	3.4%	6.9%	6.2%	0.7%	6.9%		6.9%
Sep 2018	6.3%	2.8%	6.0%	5.4%	0.6%	6.0%		6.0%
Aug 2018	6.3%	2.6%	6.0%	5.5%	0.5%	6.0%		6.0%
Jul 2018	5.9%	3.4%	5.8%	5.3%	0.5%	5.8%		5.8%
Jun 2018	5.7%	2.9%	5.5%	5.0%	0.5%	5.5%		5.5%

University of Limerick Hospital Group

Year/ month	Health Service Executive	Section 38 Hospitals	Acute Services absence rate	Certified absence	Self-certified absence	Non Covid-19 absence	Covid-19 absence	Total absence rate
May 2018	5.2%	3.5%	5.1%	4.6%	0.4%	5.1%		5.1%
Apr 2018	5.6%	3.8%	5.5%	5.0%	0.5%	5.5%		5.5%
Mar 2018	6.3%	3.1%	6.0%	5.5%	0.5%	6.0%		6.0%
Feb 2018	6.6%	3.1%	6.4%	5.8%	0.6%	6.4%		6.4%
Jan 2018	6.8%	3.1%	6.6%	5.9%	0.7%	6.6%		6.6%

