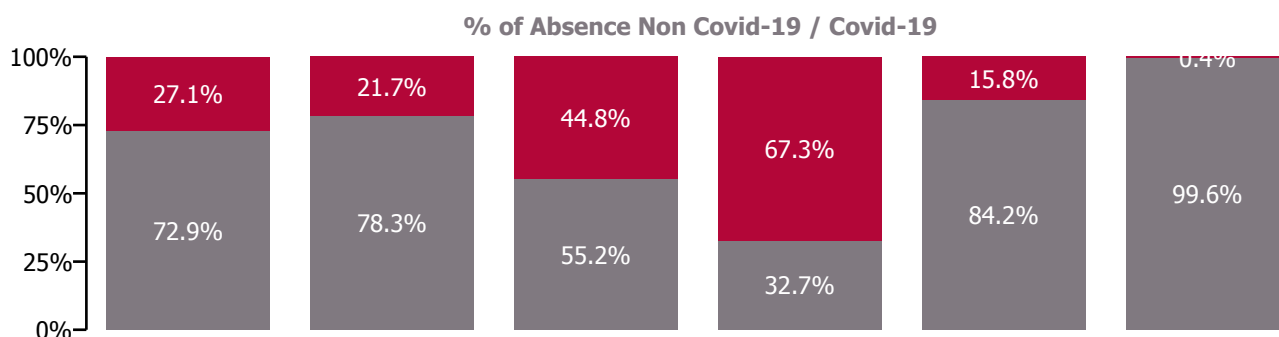
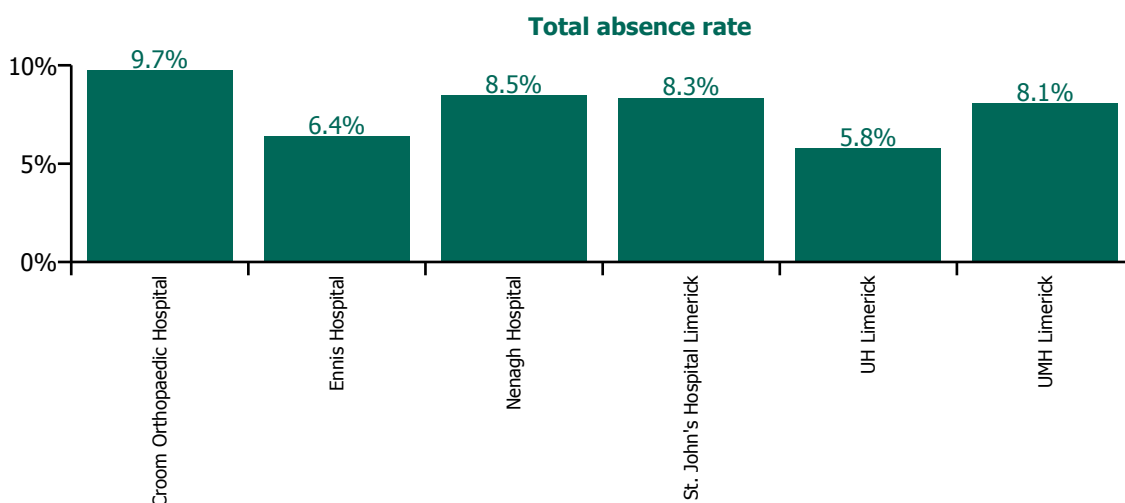


March 2021

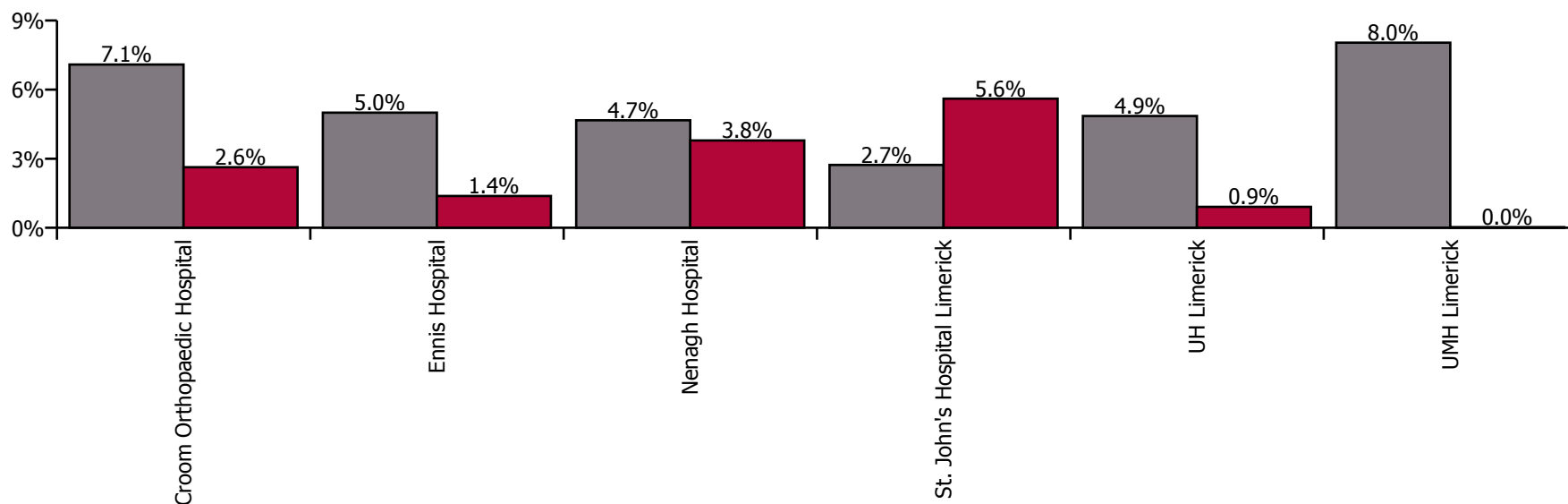
Health Service Absence Rate - by Staff Category: Mar 2021	Certified absence	Self-certified absence	Non Covid-19 absence	Covid-19 absence	Total absence rate	% Non Covid-19 absence	% Covid-19 absence
University of Limerick Hospital Group	4.7%	0.4%	5.1%	1.4%	6.5%	78.5%	21.5%
Medical & Dental	0.3%	0.0%	0.4%	0.1%	0.5%	77.7%	22.3%
Nursing & Midwifery	5.2%	0.6%	5.8%	2.1%	7.9%	73.3%	26.7%
Health & Social Care Professionals	1.7%	0.3%	2.0%	0.3%	2.3%	85.9%	14.1%
Management & Administrative	4.4%	0.2%	4.6%	0.5%	5.1%	90.5%	9.5%
General Support	7.1%	0.5%	7.6%	2.1%	9.8%	78.1%	21.9%
Patient & Client Care	7.5%	0.6%	8.1%	1.3%	9.4%	85.8%	14.2%

Health Service Absence Rate - by Hospital: Mar 2021	Certified absence	Self-certified absence	Non Covid-19 absence	Covid-19 absence	Total absence rate	% Non Covid-19 absence	% Covid-19 absence
University of Limerick Hospital Group	4.7%	0.4%	5.1%	1.4%	6.5%	78.5%	21.5%
Croom Orthopaedic Hospital	6.4%	0.7%	7.1%	2.6%	9.7%	72.9%	27.1%
Ennis Hospital	4.6%	0.4%	5.0%	1.4%	6.4%	78.3%	21.7%
Nenagh Hospital	4.1%	0.6%	4.7%	3.8%	8.5%	55.2%	44.8%
St. John's Hospital Limerick	2.5%	0.3%	2.7%	5.6%	8.3%	32.7%	67.3%
UH Limerick	4.5%	0.4%	4.9%	0.9%	5.8%	84.2%	15.8%
UMH Limerick	7.5%	0.6%	8.0%	0.0%	8.1%	99.6%	0.4%



March 2021

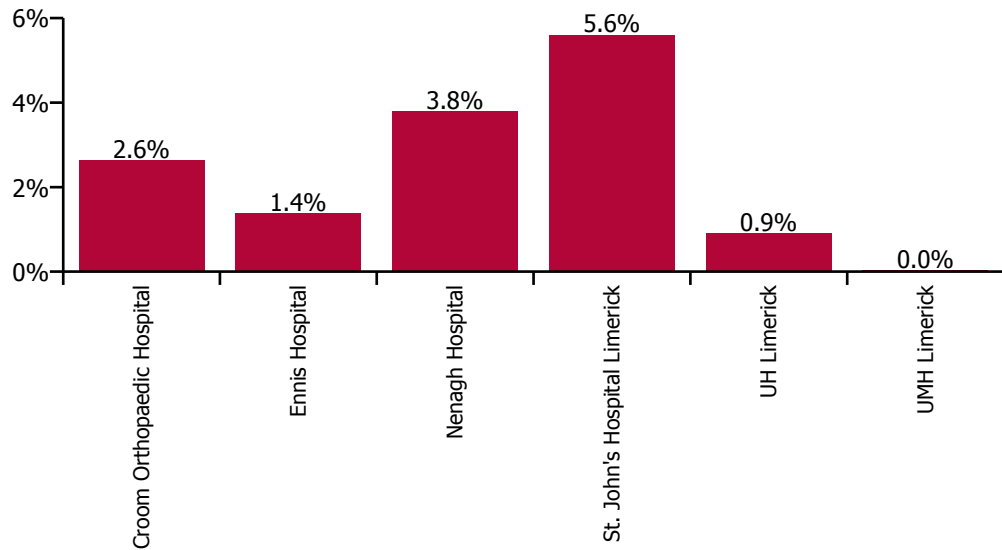
Health Service Absence Rate by Hospital: Mar 2021	Medical & Dental	Nursing & Midwifery	Health & Social Care Professionals	Management & Administrative	General Support	Patient & Client Care	Certified absence	Self-certified absence	Non Covid-19 absence	Covid-19 absence	Total absence rate
University of Limerick Hospital Group	0.5%	7.9%	2.3%	5.1%	9.8%	9.4%	4.7%	0.4%	5.1%	1.4%	6.5%
Croom Orthopaedic Hospital	0.0%	12.3%	18.2%	0.5%	16.0%	9.2%	6.4%	0.7%	7.1%	2.6%	9.7%
Ennis Hospital	2.4%	6.4%	3.2%	3.5%	14.0%	2.9%	4.6%	0.4%	5.0%	1.4%	6.4%
Nenagh Hospital	0.0%	10.1%	4.5%	5.5%	10.1%	10.4%	4.1%	0.6%	4.7%	3.8%	8.5%
St. John's Hospital Limerick	0.0%	8.5%	2.6%	3.8%	24.7%	6.1%	2.5%	0.3%	2.7%	5.6%	8.3%
UH Limerick	0.5%	7.3%	2.0%	5.7%	7.5%	10.0%	4.5%	0.4%	4.9%	0.9%	5.8%
UMH Limerick	0.3%	8.6%	0.0%	3.5%	14.4%	9.6%	7.5%	0.6%	8.0%	0.0%	8.1%



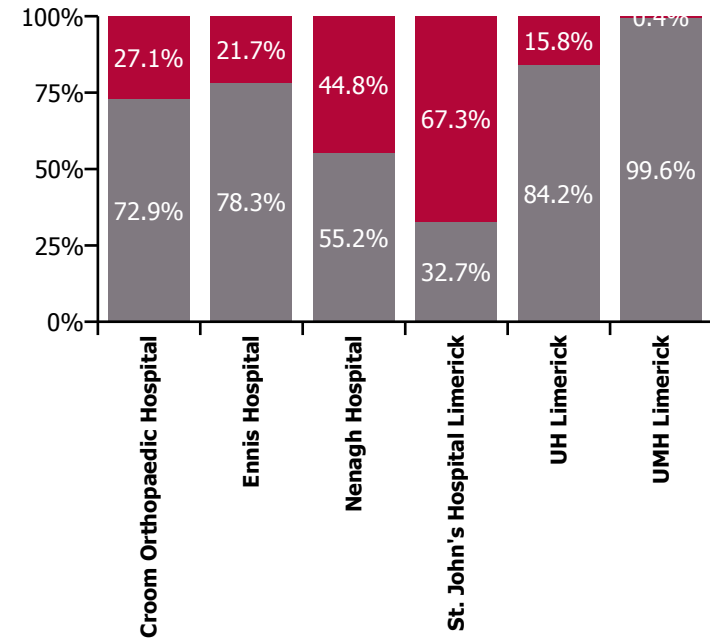
March 2021

Health Service Covid-19 Absence Rate - by Staff Category & Hospital: Mar 2021	Medical & Dental	Nursing & Midwifery	Health & Social Care Professionals	Management & Administrative	General Support	Patient & Client Care	Covid-19 absence	Non Covid-19 absence	Total absence rate
University of Limerick Hospital Group	0.1%	2.1%	0.3%	5.1%	2.1%	1.3%	1.4%	5.1%	6.5%
Croom Orthopaedic Hospital	0.0%	4.9%	0.0%	0.5%	2.4%	1.1%	2.6%	7.1%	9.7%
Ennis Hospital	1.5%	2.0%	0.0%	3.5%	2.2%	0.3%	1.4%	5.0%	6.4%
Nenagh Hospital	0.0%	5.2%	0.0%	5.5%	7.7%	4.1%	3.8%	4.7%	8.5%
St. John's Hospital Limerick	0.0%	5.0%	0.1%	3.8%	21.9%	5.0%	5.6%	2.7%	8.3%
UH Limerick	0.1%	1.8%	0.4%	5.7%	0.5%	0.5%	0.9%	4.9%	5.8%
UMH Limerick	0.0%	0.0%	0.0%	3.5%	0.1%	0.0%	0.0%	8.0%	8.1%

Covid-19 absence rate

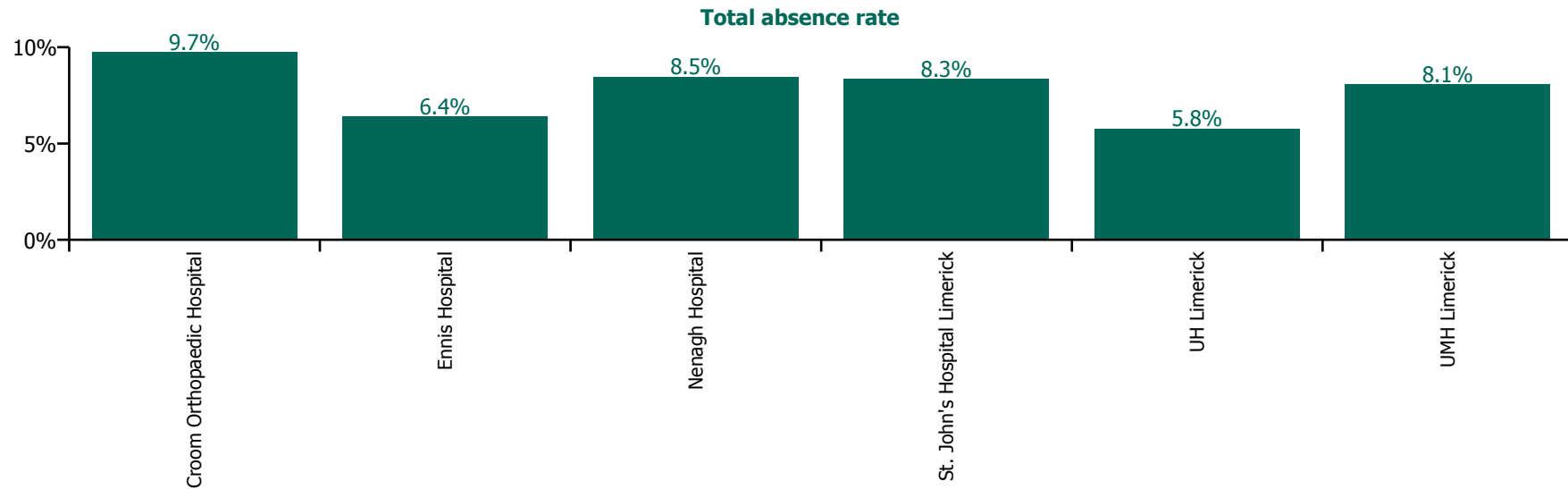


% of Absence Non Covid-19 / Covid-19



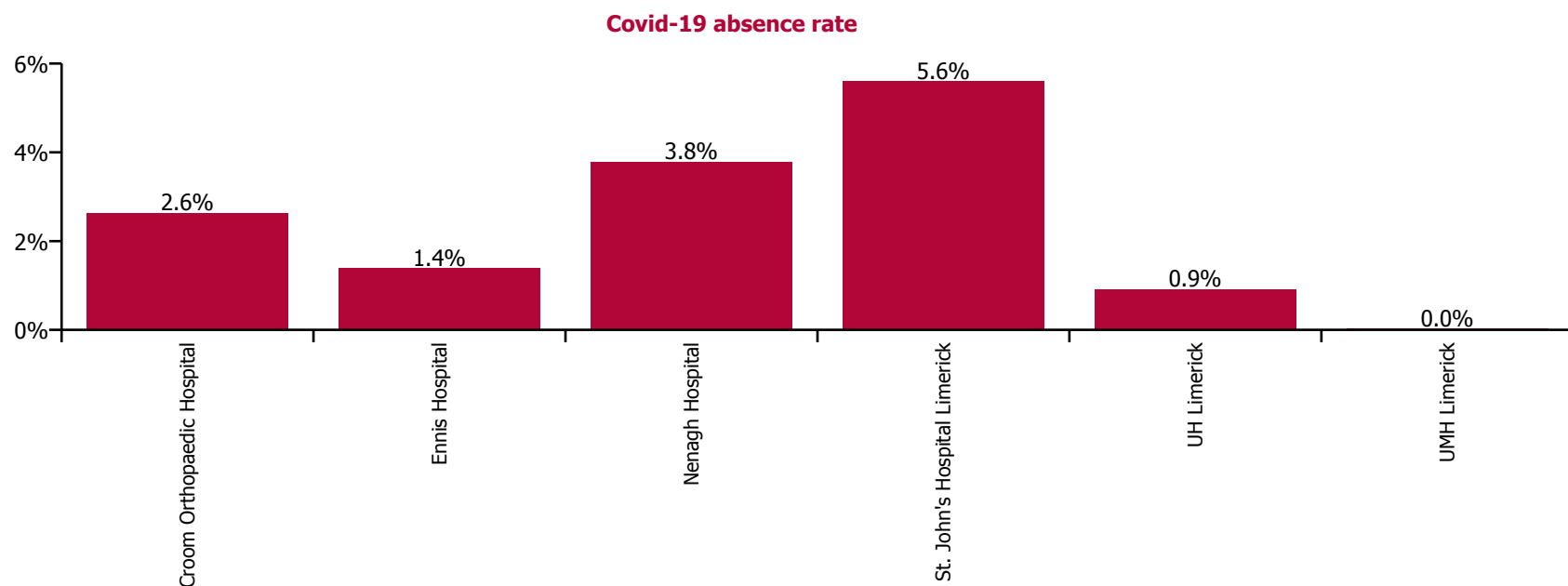
March 2021

Health Service Absence Rate - by Ho[pital & Staff Category: Mar 2021	Medical & Dental	Nursing & Midwifery	Health & Social Care Professionals	Management & Administrative	General Support	Patient & Client Care	Certified absence	Self-certified absence	Non Covid-19 absence	Covid-19 absence	Total absence rate
University of Limerick Hospital Group	0.5%	7.9%	2.3%	5.1%	9.8%	9.4%	4.7%	0.4%	5.1%	1.4%	6.5%
Croom Orthopaedic Hospital	0.0%	12.3%	18.2%	0.5%	16.0%	9.2%	6.4%	0.7%	7.1%	2.6%	9.7%
Ennis Hospital	2.4%	6.4%	3.2%	3.5%	14.0%	2.9%	4.6%	0.4%	5.0%	1.4%	6.4%
Nenagh Hospital	0.0%	10.1%	4.5%	5.5%	10.1%	10.4%	4.1%	0.6%	4.7%	3.8%	8.5%
St. John's Hospital Limerick	0.0%	8.5%	2.6%	3.8%	24.7%	6.1%	2.5%	0.3%	2.7%	5.6%	8.3%
UH Limerick	0.5%	7.3%	2.0%	5.7%	7.5%	10.0%	4.5%	0.4%	4.9%	0.9%	5.8%
UMH Limerick	0.3%	8.6%	0.0%	3.5%	14.4%	9.6%	7.5%	0.6%	8.0%	0.0%	8.1%



March 2021

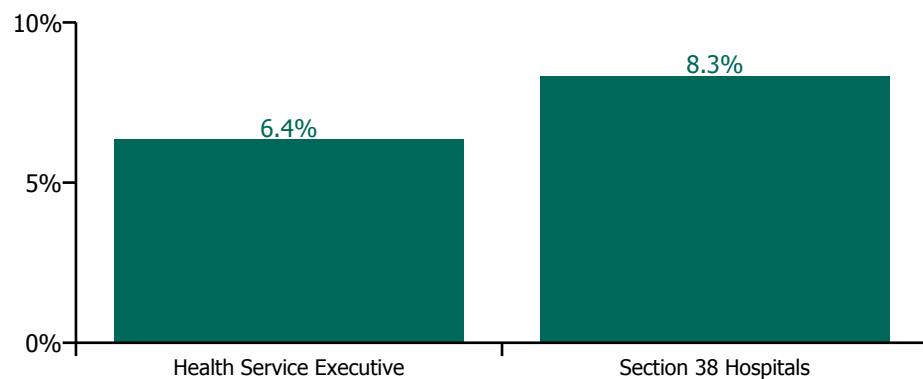
Health Service Covid-19 Absence Rate - by Staff Category & Hospital: Mar 2021	Medical & Dental	Nursing & Midwifery	Health & Social Care Professionals	Management & Administrative	General Support	Patient & Client Care	Covid-19 absence	Non Covid-19 absence	Total absence rate
University of Limerick Hospital Group	0.1%	2.1%	0.3%	5.1%	2.1%	1.3%	1.4%	5.1%	6.5%
Croom Orthopaedic Hospital	0.0%	4.9%	0.0%	0.5%	2.4%	1.1%	2.6%	7.1%	9.7%
Ennis Hospital	1.5%	2.0%	0.0%	3.5%	2.2%	0.3%	1.4%	5.0%	6.4%
Nenagh Hospital	0.0%	5.2%	0.0%	5.5%	7.7%	4.1%	3.8%	4.7%	8.5%
St. John's Hospital Limerick	0.0%	5.0%	0.1%	3.8%	21.9%	5.0%	5.6%	2.7%	8.3%
UH Limerick	0.1%	1.8%	0.4%	5.7%	0.5%	0.5%	0.9%	4.9%	5.8%
UMH Limerick	0.0%	0.0%	0.0%	3.5%	0.1%	0.0%	0.0%	8.0%	8.1%



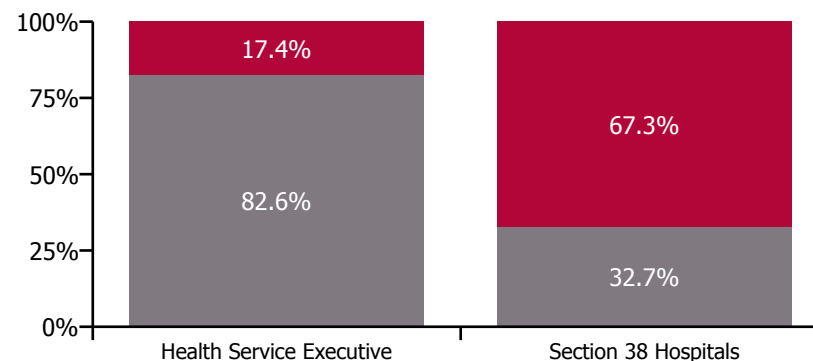
March 2021

Health Service Absence Rate - by Admin & Hospital: Mar 2021	Medical & Dental	Nursing & Midwifery	Health & Social Care Professionals	Management & Administrative	General Support	Patient & Client Care	Certified absence	Self-certified absence	Non Covid-19 absence	Covid-19 absence	Total absence rate
University of Limerick Hospital Group	0.5%	7.9%	2.3%	5.1%	9.8%	9.4%	4.7%	0.4%	5.1%	1.4%	6.5%
Health Service Executive	0.5%	7.9%	2.3%	5.2%	8.9%	9.7%	4.8%	0.4%	5.2%	1.1%	6.4%
Croom Orthopaedic Hospital	0.0%	12.3%	18.2%	0.5%	16.0%	9.2%	6.4%	0.7%	7.1%	2.6%	9.7%
Ennis Hospital	2.4%	6.4%	3.2%	3.5%	14.0%	2.9%	4.6%	0.4%	5.0%	1.4%	6.4%
Nenagh Hospital	0.0%	10.1%	4.5%	5.5%	10.1%	10.4%	4.1%	0.6%	4.7%	3.8%	8.5%
UH Limerick	0.5%	7.3%	2.0%	5.7%	7.5%	10.0%	4.5%	0.4%	4.9%	0.9%	5.8%
UMH Limerick	0.3%	8.6%	0.0%	3.5%	14.4%	9.6%	7.5%	0.6%	8.0%	0.0%	8.1%
Section 38 Hospitals	0.0%	8.5%	2.6%	3.8%	24.7%	6.1%	2.5%	0.3%	2.7%	5.6%	8.3%
St. John's Hospital Limerick	0.0%	8.5%	2.6%	3.8%	24.7%	6.1%	2.5%	0.3%	2.7%	5.6%	8.3%

Total absence rate



Non Covid-19 & Covid-19 Absence



March 2021

Croom Orthopaedic Hospital absence by Staff Category	Certified absence	Self-certified absence	Non Covid-19 absence	Covid-19 absence	Total absence rate	% Non Covid-19 absence	% Covid-19 absence
Croom Orthopaedic Hospital	6.4%	0.7%	7.1%	2.6%	9.7%	72.9%	27.1%
Medical & Dental	0.0%	0.0%	0.0%	0.0%	0.0%	#DIV/0	#DIV/0
Nursing & Midwifery	6.4%	1.1%	7.4%	4.9%	12.3%	60.3%	39.7%
Health & Social Care Professionals	18.2%	0.0%	18.2%	0.0%	18.2%	100.0%	0.0%
Management & Administrative	0.2%	0.2%	0.5%	0.0%	0.5%	100.0%	0.0%
General Support	13.1%	0.4%	13.5%	2.4%	16.0%	84.8%	15.2%
Patient & Client Care	7.4%	0.7%	8.1%	1.1%	9.2%	88.4%	11.6%

March 2021

Ennis Hospital absence by Staff Category	Certified absence	Self-certified absence	Non Covid-19 absence	Covid-19 absence	Total absence rate	% Non Covid-19 absence	% Covid-19 absence
Ennis Hospital	4.6%	0.4%	5.0%	1.4%	6.4%	78.3%	21.7%
Medical & Dental	0.6%	0.3%	0.9%	1.5%	2.4%	36.1%	63.9%
Nursing & Midwifery	4.0%	0.3%	4.3%	2.0%	6.4%	68.4%	31.6%
Health & Social Care Professionals	3.2%	0.0%	3.2%	0.0%	3.2%	100.0%	0.0%
Management & Administrative	3.3%	0.2%	3.5%	0.0%	3.5%	100.0%	0.0%
General Support	11.1%	0.7%	11.8%	2.2%	14.0%	84.1%	15.9%
Patient & Client Care	0.8%	1.7%	2.5%	0.3%	2.9%	88.9%	11.1%

March 2021

Nenagh Hospital absence by Staff Category	Certified absence	Self-certified absence	Non Covid-19 absence	Covid-19 absence	Total absence rate	% Non Covid-19 absence	% Covid-19 absence
Nenagh Hospital	4.1%	0.6%	4.7%	3.8%	8.5%	55.2%	44.8%
Medical & Dental	0.0%	0.0%	0.0%	0.0%	0.0%	#DIV/0	#DIV/0
Nursing & Midwifery	4.3%	0.6%	4.9%	5.2%	10.1%	48.4%	51.6%
Health & Social Care Professionals	1.3%	3.2%	4.5%	0.0%	4.5%	100.0%	0.0%
Management & Administrative	5.3%	0.1%	5.5%	0.0%	5.5%	100.0%	0.0%
General Support	1.9%	0.5%	2.4%	7.7%	10.1%	24.2%	75.8%
Patient & Client Care	5.8%	0.5%	6.3%	4.1%	10.4%	60.7%	39.3%

March 2021

St. John's Hospital Limerick absence by Staff Category	Certified absence	Self-certified absence	Non Covid-19 absence	Covid-19 absence	Total absence rate	% Non Covid-19 absence	% Covid-19 absence
St. John's Hospital Limerick	2.5%	0.3%	2.7%	5.6%	8.3%	32.7%	67.3%
Medical & Dental	0.0%	0.0%	0.0%	0.0%	0.0%	#DIV/0	#DIV/0
Nursing & Midwifery	3.1%	0.4%	3.5%	5.0%	8.5%	40.8%	59.2%
Health & Social Care Professionals	2.5%	0.0%	2.5%	0.1%	2.6%	94.3%	5.7%
Management & Administrative	3.2%	0.1%	3.3%	0.4%	3.8%	88.5%	11.5%
General Support	2.7%	0.0%	2.8%	21.9%	24.7%	11.2%	88.8%
Patient & Client Care	0.3%	0.7%	1.0%	5.0%	6.1%	16.9%	83.1%

March 2021

UH Limerick absence by Staff Category	Certified absence	Self-certified absence	Non Covid-19 absence	Covid-19 absence	Total absence rate	% Non Covid-19 absence	% Covid-19 absence
UH Limerick	4.5%	0.4%	4.9%	0.9%	5.8%	84.2%	15.8%
Medical & Dental	0.4%	0.0%	0.4%	0.1%	0.5%	84.1%	15.9%
Nursing & Midwifery	5.0%	0.6%	5.5%	1.8%	7.3%	75.7%	24.3%
Health & Social Care Professionals	1.5%	0.2%	1.7%	0.4%	2.0%	81.4%	18.6%
Management & Administrative	4.8%	0.3%	5.0%	0.6%	5.7%	89.0%	11.0%
General Support	6.5%	0.6%	7.0%	0.5%	7.5%	93.4%	6.6%
Patient & Client Care	9.0%	0.5%	9.5%	0.5%	10.0%	94.7%	5.3%

March 2021

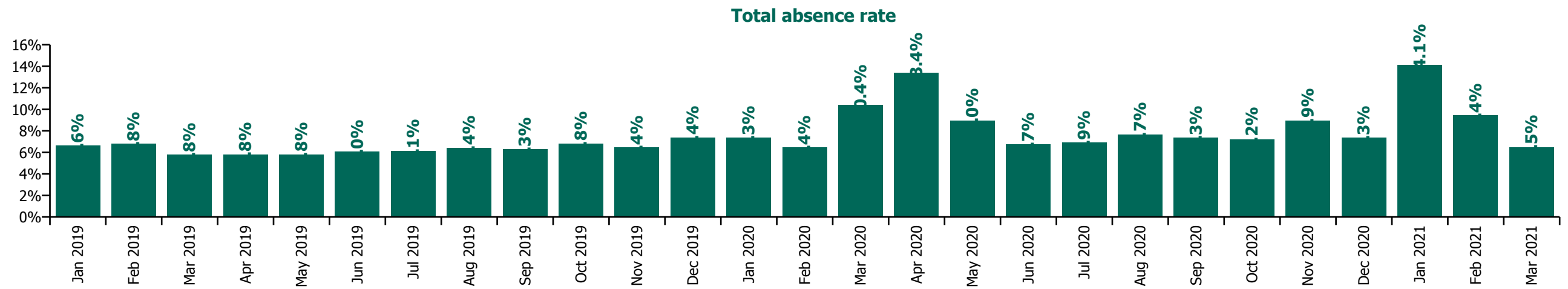
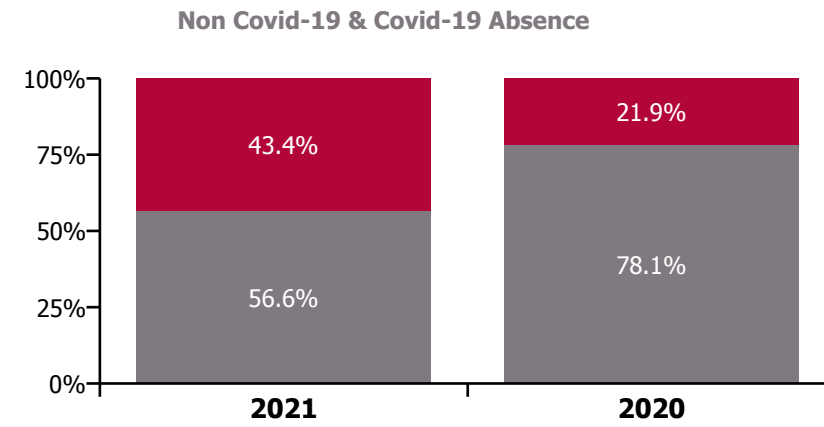
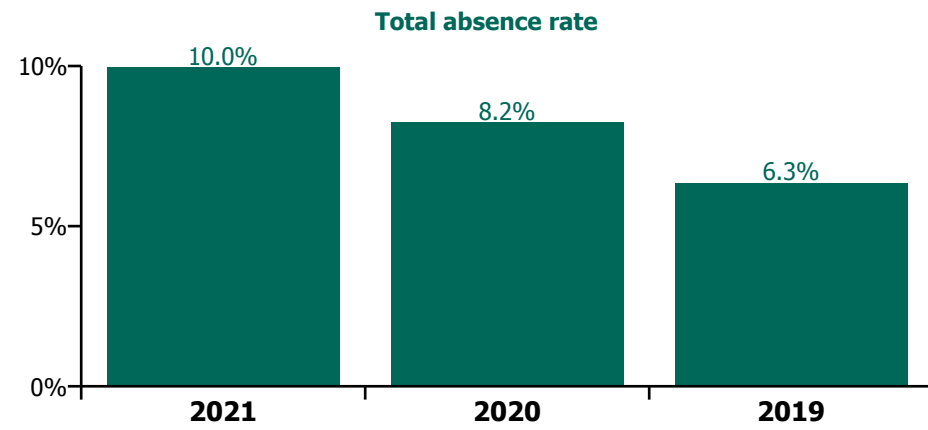
UMH Limerick absence by Staff Category	Certified absence	Self-certified absence	Non Covid-19 absence	Covid-19 absence	Total absence rate	% Non Covid-19 absence	% Covid-19 absence
UMH Limerick	7.5%	0.6%	8.0%	0.0%	8.1%	99.6%	0.4%
Medical & Dental	0.0%	0.3%	0.3%	0.0%	0.3%	100.0%	0.0%
Nursing & Midwifery	7.9%	0.7%	8.6%	0.0%	8.6%	99.8%	0.2%
Health & Social Care Professionals	0.0%	0.0%	0.0%	0.0%	0.0%		#DIV/0
Management & Administrative	3.5%	0.0%	3.5%	0.0%	3.5%	100.0%	0.0%
General Support	13.6%	0.7%	14.3%	0.1%	14.4%	99.0%	1.0%
Patient & Client Care	8.6%	1.0%	9.6%	0.0%	9.6%	100.0%	0.0%

University of Limerick
Hospital Group

Year/ month	Medical & Dental	Nursing & Midwifery	Health & Social Care Professionals	Management & Administrative	General Support	Patient & Client Care	Certified absence	Self-certified absence	Non Covid-19 absence	Covid-19 absence	Total absence rate
2021	2.7%	12.5%	4.4%	6.9%	12.4%	14.7%	5.2%	0.5%	5.6%	4.3%	10.0%
Mar 2021	0.5%	7.9%	2.3%	5.1%	9.8%	9.4%	4.7%	0.4%	5.1%	1.4%	6.5%
Feb 2021	1.7%	11.9%	4.2%	6.6%	12.2%	14.8%	5.6%	0.7%	6.2%	3.2%	9.4%
Jan 2021	6.2%	17.9%	6.9%	9.3%	15.4%	20.0%	5.3%	0.4%	5.7%	8.5%	14.1%
2020	2.5%	9.6%	6.1%	6.7%	11.3%	10.8%	6.0%	0.4%	6.4%	1.8%	8.2%
Dec 2020	1.2%	9.0%	4.7%	7.0%	8.4%	10.7%	5.5%	0.5%	6.0%	1.4%	7.3%
Nov 2020	3.5%	11.4%	7.5%	6.1%	10.0%	11.3%	4.9%	0.3%	5.2%	3.7%	8.9%
Oct 2020	2.1%	8.2%	7.2%	6.7%	8.7%	9.1%	5.5%	0.4%	5.9%	1.3%	7.2%
Sep 2020	1.8%	8.6%	6.3%	6.5%	9.7%	9.7%	5.9%	0.5%	6.4%	0.9%	7.3%
Aug 2020	1.1%	8.6%	5.8%	6.9%	12.1%	10.1%	6.1%	0.5%	6.6%	1.0%	7.7%
Jul 2020	1.3%	7.9%	3.5%	6.2%	11.7%	8.5%	6.0%	0.5%	6.5%	0.4%	6.9%
Jun 2020	1.3%	8.0%	3.6%	5.1%	11.9%	8.2%	5.6%	0.4%	6.1%	0.6%	6.7%
May 2020	3.0%	10.3%	7.1%	6.3%	13.2%	10.8%	6.3%	0.3%	6.6%	2.3%	9.0%
Apr 2020	5.9%	16.2%	9.7%	7.8%	16.4%	19.5%	6.9%	0.2%	7.1%	6.3%	13.4%
Mar 2020	4.9%	11.5%	8.3%	8.9%	13.8%	12.2%	6.6%	0.5%	7.1%	3.3%	10.4%
Feb 2020	2.5%	6.7%	3.7%	5.6%	9.7%	9.2%	5.8%	0.7%	6.4%		6.4%
Jan 2020	2.1%	7.7%	5.1%	6.9%	10.5%	10.6%	6.6%	0.7%	7.3%		7.3%
2019	1.5%	6.6%	4.5%	4.8%	9.6%	10.3%	5.6%	0.7%	6.3%		6.3%
Dec 2019	2.0%	7.5%	5.9%	5.4%	11.3%	11.8%	6.6%	0.8%	7.4%		7.4%
Nov 2019	1.5%	6.8%	5.3%	5.0%	9.5%	10.0%	5.9%	0.6%	6.4%		6.4%
Oct 2019	1.7%	7.6%	5.4%	5.3%	9.2%	9.9%	6.2%	0.6%	6.8%		6.8%
Sep 2019	1.0%	6.7%	5.4%	5.6%	9.3%	8.9%	5.7%	0.6%	6.3%		6.3%
Aug 2019	1.0%	6.6%	4.8%	6.4%	8.9%	10.0%	5.8%	0.6%	6.4%		6.4%
Jul 2019	1.1%	6.4%	5.2%	4.7%	8.3%	10.7%	5.6%	0.5%	6.1%		6.1%
Jun 2019	1.7%	5.1%	4.9%	4.5%	10.6%	11.6%	5.1%	0.9%	6.0%		6.0%
May 2019	2.0%	5.7%	3.4%	4.5%	9.1%	10.1%	5.3%	0.5%	5.8%		5.8%
Apr 2019	1.5%	6.5%	2.6%	4.3%	8.7%	9.4%	5.3%	0.6%	5.8%		5.8%
Mar 2019	1.9%	5.9%	4.0%	3.5%	9.0%	9.8%	5.1%	0.6%	5.8%		5.8%
Feb 2019	1.3%	7.7%	3.4%	4.3%	10.4%	11.4%	5.6%	1.2%	6.8%		6.8%
Jan 2019	1.2%	7.2%	4.1%	4.8%	10.5%	10.5%	5.6%	1.0%	6.6%		6.6%
2018	0.7%	6.5%	4.1%	5.0%	8.4%	9.3%	5.4%	0.6%	6.0%		6.0%

University of Limerick Hospital
Group

Year/ month	Croom Orthopaedic Hospital	Ennis Hospital	Nenagh Hospital	St. John's Hospital Limerick	UH Limerick	UMH Limerick	Acute Services absence rate	Certified absence	Self- certified absence	Non Covid-19 absence	Covid-19 absence	Total absence rate
2021	14.3%	9.3%	16.9%	13.6%	8.9%	9.7%	10.0%	5.2%	0.5%	5.6%	4.3%	10.0%
Mar 2021	9.7%	6.4%	8.5%	8.3%	5.8%	8.1%	6.5%	4.7%	0.4%	5.1%	1.4%	6.48%
Feb 2021	14.8%	8.7%	21.7%	11.4%	8.1%	8.3%	9.4%	5.6%	0.7%	6.2%	3.2%	9.42%
Jan 2021	19.1%	12.8%	21.0%	21.1%	12.9%	12.6%	14.1%	5.3%	0.4%	5.7%	8.5%	14.12%
2020	10.5%	8.2%	8.1%	9.9%	7.8%	9.3%	8.2%	6.0%	0.4%	6.4%	1.8%	8.2%
Dec 2020	10.9%	8.5%	8.1%	6.4%	6.7%	10.1%	7.3%	5.5%	0.5%	6.0%	1.4%	7.34%
Nov 2020	7.9%	7.5%	8.2%	9.7%	9.2%	8.4%	8.9%	4.9%	0.3%	5.2%	3.7%	8.95%
Oct 2020	10.2%	7.5%	6.6%	7.7%	6.7%	9.4%	7.2%	5.5%	0.4%	5.9%	1.3%	7.20%
Sep 2020	10.0%	5.9%	5.0%	7.1%	7.2%	10.0%	7.3%	5.9%	0.5%	6.4%	0.9%	7.34%
Aug 2020	10.0%	6.8%	4.6%	6.5%	7.6%	10.4%	7.7%	6.1%	0.5%	6.6%	1.0%	7.65%
Jul 2020	9.2%	4.8%	6.6%	5.4%	6.9%	8.1%	6.9%	6.0%	0.5%	6.5%	0.4%	6.88%
Jun 2020	10.2%	5.2%	8.4%	6.8%	6.3%	8.7%	6.7%	5.6%	0.4%	6.1%	0.6%	6.73%
May 2020	10.4%	9.6%	10.7%	13.7%	8.3%	8.5%	9.0%	6.3%	0.3%	6.6%	2.3%	8.96%
Apr 2020	13.3%	14.5%	15.1%	36.5%	11.3%	10.1%	13.4%	6.9%	0.2%	7.1%	6.3%	13.37%
Mar 2020	16.8%	10.3%	10.4%	10.5%	10.0%	10.2%	10.4%	6.6%	0.5%	7.1%	3.3%	10.36%
Feb 2020	8.6%	7.5%	5.3%	3.6%	6.4%	7.9%	6.4%	5.8%	0.7%	6.4%		6.43%
Jan 2020	8.0%	9.5%	7.3%	4.8%	7.1%	9.4%	7.3%	6.6%	0.7%	7.3%		7.35%
2019	6.6%	7.8%	5.9%	4.4%	6.1%	8.7%	6.3%	5.6%	0.7%	6.3%		6.3%
Dec 2019	4.9%	9.0%	7.2%	4.1%	7.3%	10.2%	7.4%	6.6%	0.8%	7.4%		7.36%
Nov 2019	6.3%	7.5%	6.1%	5.2%	6.1%	9.6%	6.4%	5.9%	0.6%	6.4%		6.43%
Oct 2019	8.1%	7.6%	5.8%	6.0%	6.4%	10.5%	6.8%	6.2%	0.6%	6.8%		6.81%
Sep 2019	6.0%	6.9%	5.0%	5.4%	6.1%	9.3%	6.3%	5.7%	0.6%	6.3%		6.27%
Aug 2019	4.7%	7.3%	5.4%	4.4%	6.4%	9.1%	6.4%	5.8%	0.6%	6.4%		6.41%
Jul 2019	4.5%	7.6%	6.3%	3.3%	6.0%	9.1%	6.1%	5.6%	0.5%	6.1%		6.11%
Jun 2019	5.4%	7.0%	5.0%	3.1%	6.1%	8.6%	6.0%	5.1%	0.9%	6.0%		6.04%
May 2019	5.8%	8.0%	4.6%	5.1%	5.5%	7.7%	5.8%	5.3%	0.5%	5.8%		5.80%
Apr 2019	7.4%	8.5%	6.6%	3.0%	5.4%	8.1%	5.8%	5.3%	0.6%	5.8%		5.81%
Mar 2019	7.4%	7.1%	6.5%	4.3%	5.4%	7.7%	5.8%	5.1%	0.6%	5.8%		5.77%
Feb 2019	7.6%	8.1%	7.1%	4.9%	6.7%	7.9%	6.8%	5.6%	1.2%	6.8%		6.79%
Jan 2019	10.2%	8.9%	5.8%	4.3%	6.4%	7.4%	6.6%	5.6%	1.0%	6.6%		6.61%



University of Limerick Hospital Group

Year/ month	Health Service Executive	Section 38 Hospitals	Acute Services absence rate	Certified absence	Self- certified absence	Non Covid-19 absence	Covid-19 absence	Total absence rate
2021	9.7%	13.6%	10.0%	5.2%	0.5%	5.6%	4.3%	10.0%
Mar 2021	6.4%	8.3%	6.5%	4.7%	0.4%	5.1%	1.4%	6.5%
Feb 2021	9.3%	11.4%	9.4%	5.6%	0.7%	6.2%	3.2%	9.4%
Jan 2021	13.6%	21.1%	14.1%	5.3%	0.4%	5.7%	8.5%	14.1%
2020	8.1%	9.9%	8.2%	6.0%	0.4%	6.4%	1.8%	8.2%
Dec 2020	7.4%	6.4%	7.3%	5.5%	0.5%	6.0%	1.4%	7.3%
Nov 2020	8.9%	9.7%	8.9%	4.9%	0.3%	5.2%	3.7%	8.9%
Oct 2020	7.2%	7.7%	7.2%	5.5%	0.4%	5.9%	1.3%	7.2%
Sep 2020	7.4%	7.1%	7.3%	5.9%	0.5%	6.4%	0.9%	7.3%
Aug 2020	7.7%	6.5%	7.7%	6.1%	0.5%	6.6%	1.0%	7.7%
Jul 2020	7.0%	5.4%	6.9%	6.0%	0.5%	6.5%	0.4%	6.9%
Jun 2020	6.7%	6.8%	6.7%	5.6%	0.4%	6.1%	0.6%	6.7%
May 2020	8.6%	13.7%	9.0%	6.3%	0.3%	6.6%	2.3%	9.0%
Apr 2020	11.7%	36.5%	13.4%	6.9%	0.2%	7.1%	6.3%	13.4%
Mar 2020	10.4%	10.5%	10.4%	6.6%	0.5%	7.1%	3.3%	10.4%
Feb 2020	6.7%	3.6%	6.4%	5.8%	0.7%	6.4%		6.4%
Jan 2020	7.5%	4.8%	7.3%	6.6%	0.7%	7.3%		7.3%
2019	6.5%	4.4%	6.3%	5.6%	0.7%	6.3%		6.3%
Dec 2019	7.6%	4.1%	7.4%	6.6%	0.8%	7.4%		7.4%
Nov 2019	6.5%	5.2%	6.4%	5.9%	0.6%	6.4%		6.4%
Oct 2019	6.9%	6.0%	6.8%	6.2%	0.6%	6.8%		6.8%
Sep 2019	6.3%	5.4%	6.3%	5.7%	0.6%	6.3%		6.3%
Aug 2019	6.6%	4.4%	6.4%	5.8%	0.6%	6.4%		6.4%
Jul 2019	6.3%	3.3%	6.1%	5.6%	0.5%	6.1%		6.1%
Jun 2019	6.3%	3.1%	6.0%	5.1%	0.9%	6.0%		6.0%
May 2019	5.8%	5.1%	5.8%	5.3%	0.5%	5.8%		5.8%
Apr 2019	6.0%	3.0%	5.8%	5.3%	0.6%	5.8%		5.8%
Mar 2019	5.9%	4.3%	5.8%	5.1%	0.6%	5.8%		5.8%
Feb 2019	6.9%	4.9%	6.8%	5.6%	1.2%	6.8%		6.8%
Jan 2019	6.8%	4.3%	6.6%	5.6%	1.0%	6.6%		6.6%
2018	6.2%	3.0%	6.0%	5.4%	0.6%	6.0%		6.0%
Dec 2018	6.5%	2.0%	6.2%	5.5%	0.7%	6.2%		6.2%
Nov 2018	5.9%	2.7%	5.7%	5.0%	0.7%	5.7%		5.7%
Oct 2018	7.1%	3.4%	6.9%	6.2%	0.7%	6.9%		6.9%
Sep 2018	6.3%	2.8%	6.0%	5.4%	0.6%	6.0%		6.0%
Aug 2018	6.3%	2.6%	6.0%	5.5%	0.5%	6.0%		6.0%
Jul 2018	5.9%	3.4%	5.8%	5.3%	0.5%	5.8%		5.8%

University of Limerick Hospital Group

Year/ month	Health Service Executive	Section 38 Hospitals	Acute Services absence rate	Certified absence	Self- certified absence	Non Covid-19 absence	Covid-19 absence	Total absence rate
Jun 2018	5.7%	2.9%	5.5%	5.0%	0.5%	5.5%		5.5%
May 2018	5.2%	3.5%	5.1%	4.6%	0.4%	5.1%		5.1%
Apr 2018	5.6%	3.8%	5.5%	5.0%	0.5%	5.5%		5.5%
Mar 2018	6.3%	3.1%	6.0%	5.5%	0.5%	6.0%		6.0%
Feb 2018	6.6%	3.1%	6.4%	5.8%	0.6%	6.4%		6.4%
Jan 2018	6.8%	3.1%	6.6%	5.9%	0.7%	6.6%		6.6%

