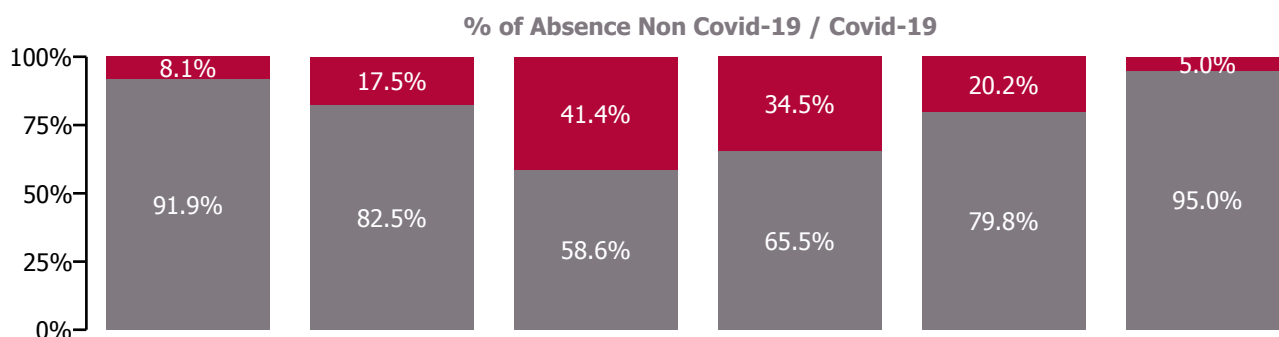
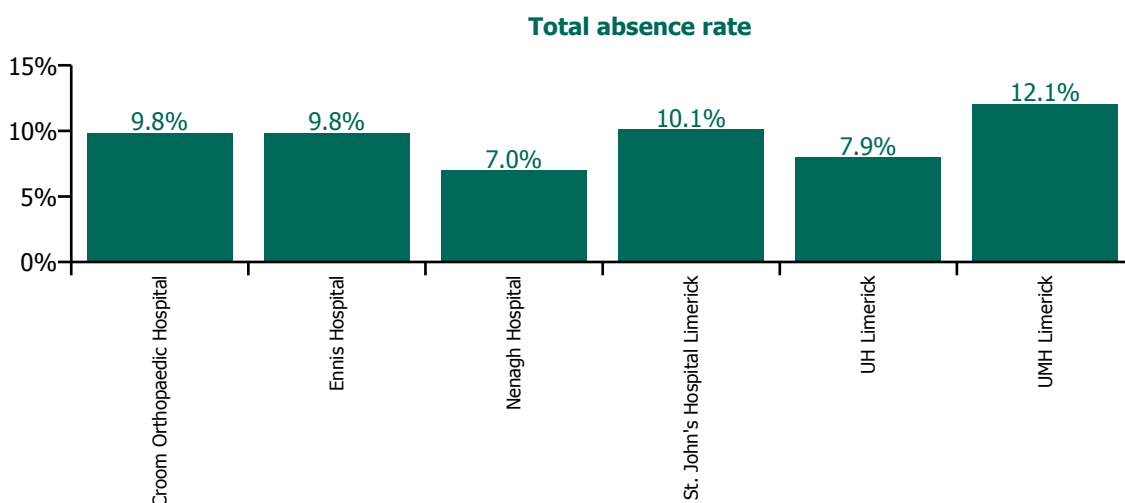


October 2021

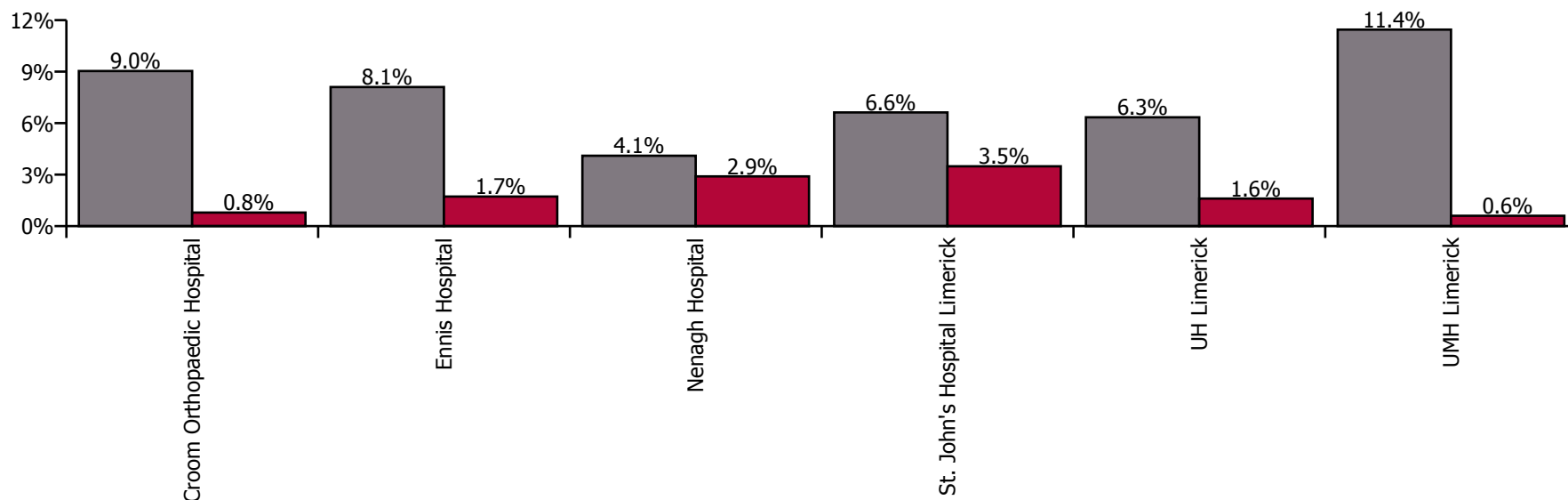
Health Service Absence Rate - by Staff Category: Oct 2021	Certified absence	Self-certified absence	Non Covid-19 absence	Covid-19 absence	Total absence rate	% Non Covid-19 absence	% Covid-19 absence
University of Limerick Hospital Group	6.2%	0.7%	6.9%	1.7%	8.5%	80.3%	19.7%
Medical & Dental	1.2%	0.2%	1.3%	0.4%	1.7%	79.0%	21.0%
Nursing & Midwifery	6.4%	0.9%	7.3%	1.9%	9.2%	79.2%	20.8%
Health & Social Care Professionals	3.8%	0.6%	4.5%	1.7%	6.1%	72.8%	27.2%
Management & Administrative	4.3%	0.5%	4.8%	0.9%	5.7%	83.5%	16.5%
General Support	9.7%	0.7%	10.4%	2.5%	12.9%	80.8%	19.2%
Patient & Client Care	11.1%	1.0%	12.1%	2.3%	14.4%	84.0%	16.0%

Health Service Absence Rate - by Hospital: Oct 2021	Certified absence	Self-certified absence	Non Covid-19 absence	Covid-19 absence	Total absence rate	% Non Covid-19 absence	% Covid-19 absence
University of Limerick Hospital Group	6.2%	0.7%	6.9%	1.7%	8.5%	80.3%	19.7%
Croom Orthopaedic Hospital	8.2%	0.9%	9.0%	0.8%	9.8%	91.9%	8.1%
Ennis Hospital	7.5%	0.6%	8.1%	1.7%	9.8%	82.5%	17.5%
Nenagh Hospital	3.6%	0.5%	4.1%	2.9%	7.0%	58.6%	41.4%
St. John's Hospital Limerick	6.4%	0.2%	6.6%	3.5%	10.1%	65.5%	34.5%
UH Limerick	5.6%	0.7%	6.3%	1.6%	7.9%	79.8%	20.2%
UMH Limerick	10.7%	0.8%	11.4%	0.6%	12.1%	95.0%	5.0%



October 2021

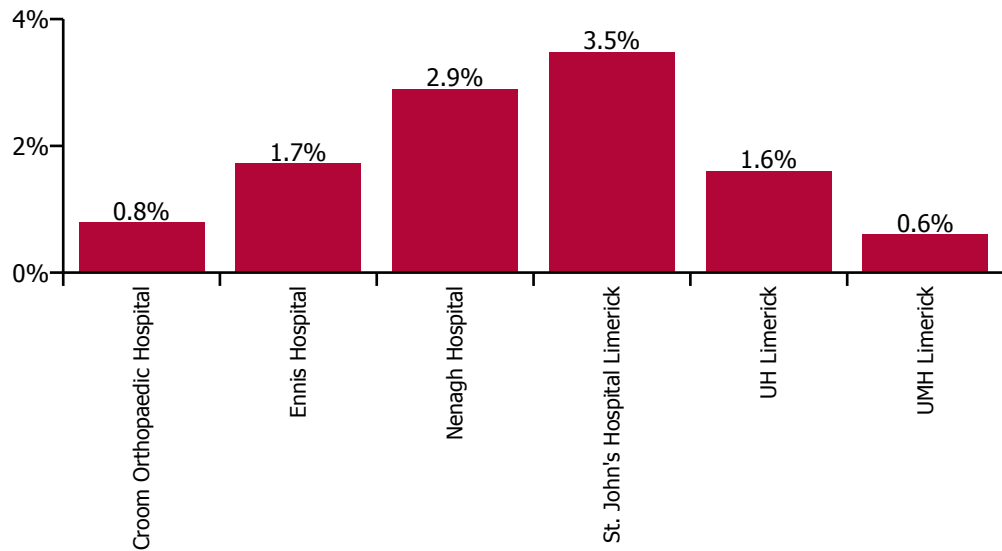
Health Service Absence Rate by Hospital: Oct 2021	Medical & Dental	Nursing & Midwifery	Health & Social Care Professionals	Management & Administrative	General Support	Patient & Client Care	Certified absence	Self-certified absence	Non Covid-19 absence	Covid-19 absence	Total absence rate
University of Limerick Hospital Group	1.7%	9.2%	6.1%	5.7%	12.9%	14.4%	6.2%	0.7%	6.9%	1.7%	8.5%
Croom Orthopaedic Hospital	0.0%	11.6%	15.4%	4.1%	8.1%	14.3%	8.2%	0.9%	9.0%	0.8%	9.8%
Ennis Hospital	4.6%	9.7%	8.9%	12.5%	11.4%	5.2%	7.5%	0.6%	8.1%	1.7%	9.8%
Nenagh Hospital	0.0%	6.9%	13.3%	5.5%	9.6%	7.1%	3.6%	0.5%	4.1%	2.9%	7.0%
St. John's Hospital Limerick	2.6%	8.6%	4.6%	5.9%	26.3%	13.0%	6.4%	0.2%	6.6%	3.5%	10.1%
UH Limerick	1.6%	8.3%	5.6%	5.4%	12.6%	16.4%	5.6%	0.7%	6.3%	1.6%	7.9%
UMH Limerick	2.5%	14.3%	27.3%	3.5%	12.7%	14.9%	10.7%	0.8%	11.4%	0.6%	12.1%



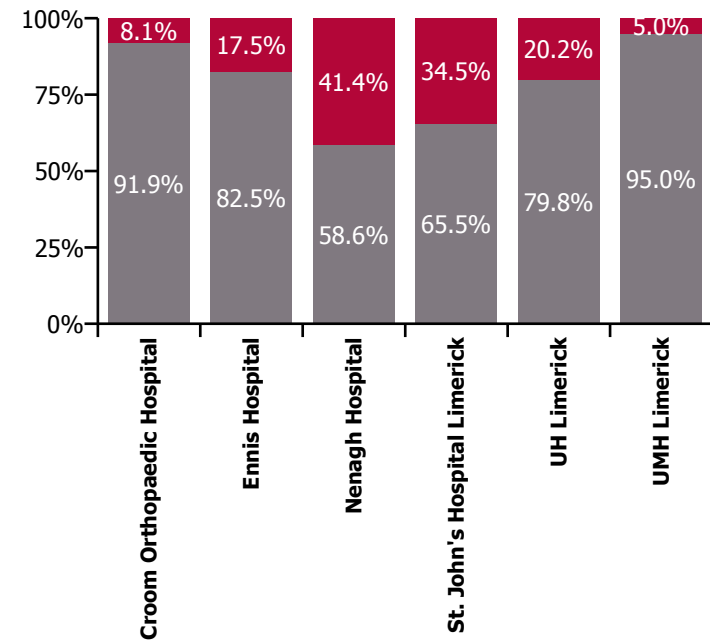
October 2021

Health Service Covid-19 Absence Rate - by Staff Category & Hospital: Oct 2021	Medical & Dental	Nursing & Midwifery	Health & Social Care Professionals	Management & Administrative	General Support	Patient & Client Care	Covid-19 absence	Non Covid-19 absence	Total absence rate
University of Limerick Hospital Group	0.4%	1.9%	1.7%	5.7%	2.5%	2.3%	1.7%	6.9%	8.5%
Croom Orthopaedic Hospital	0.0%	1.0%	0.0%	4.1%	0.3%	1.5%	0.8%	9.0%	9.8%
Ennis Hospital	0.6%	2.6%	0.3%	12.5%	0.5%	0.5%	1.7%	8.1%	9.8%
Nenagh Hospital	0.0%	4.0%	3.4%	5.5%	3.1%	2.7%	2.9%	4.1%	7.0%
St. John's Hospital Limerick	0.8%	2.4%	0.5%	5.9%	11.7%	4.6%	3.5%	6.6%	10.1%
UH Limerick	0.3%	1.9%	1.8%	5.4%	2.3%	2.3%	1.6%	6.3%	7.9%
UMH Limerick	1.0%	0.7%	0.0%	3.5%	0.5%	0.4%	0.6%	11.4%	12.1%

Covid-19 absence rate

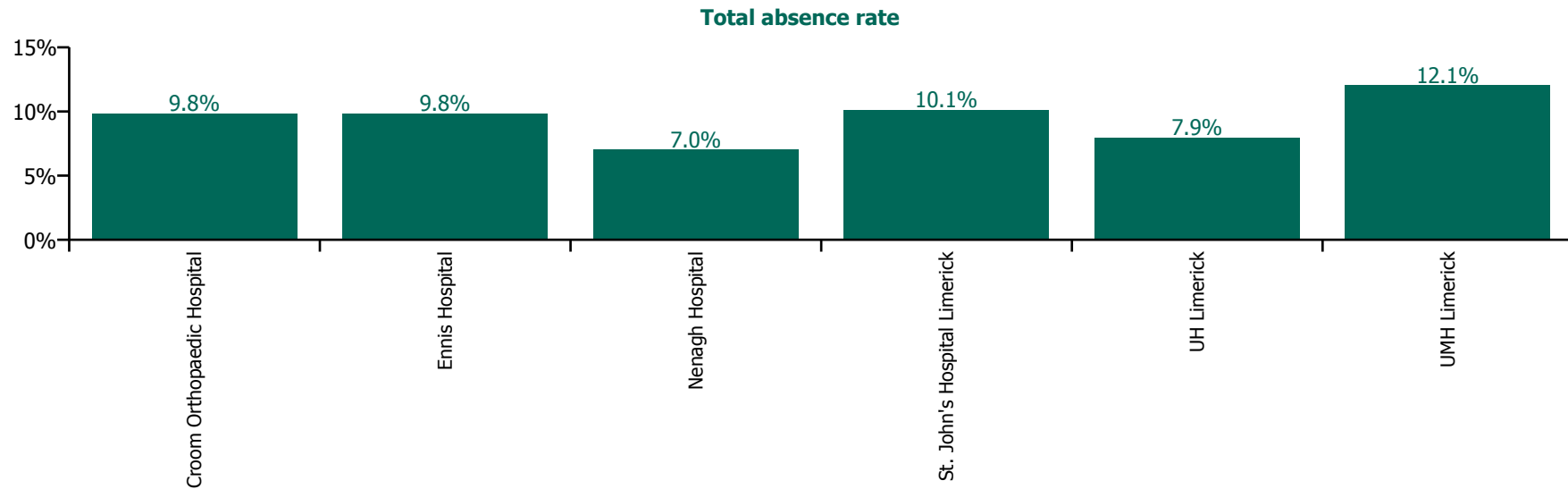


% of Absence Non Covid-19 / Covid-19



October 2021

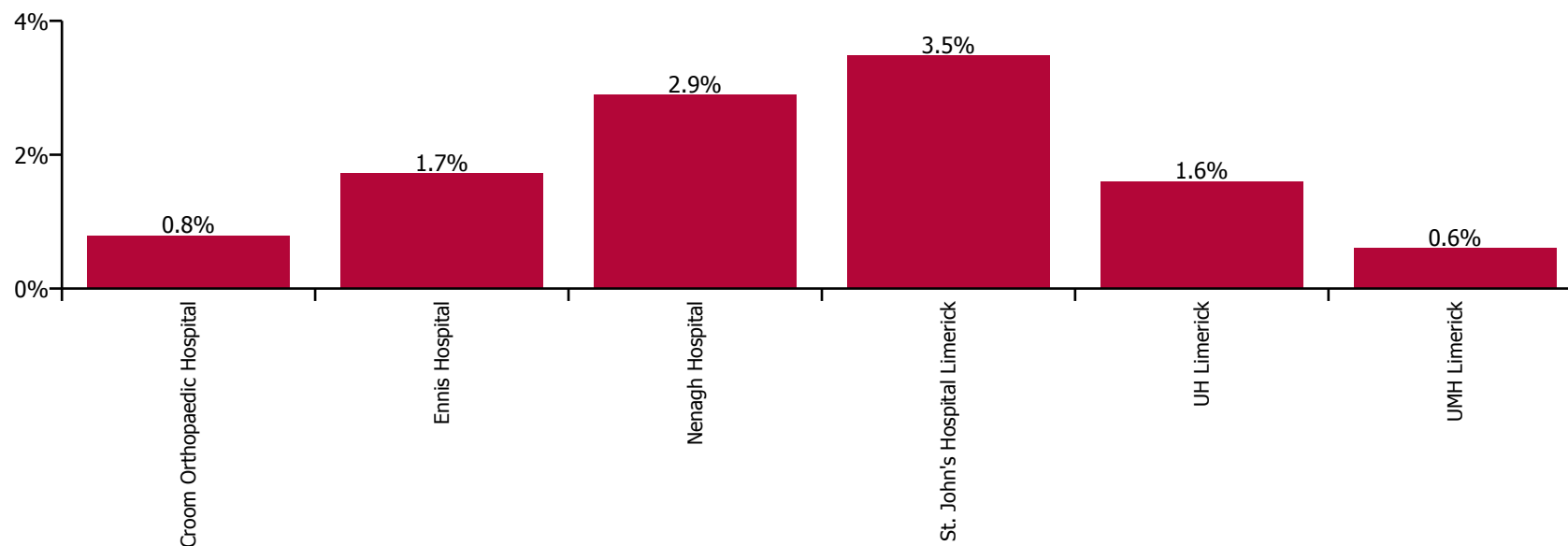
Health Service Absence Rate - by Ho[pital & Staff Category: Oct 2021	Medical & Dental	Nursing & Midwifery	Health & Social Care Professionals	Management & Administrative	General Support	Patient & Client Care	Certified absence	Self-certified absence	Non Covid-19 absence	Covid-19 absence	Total absence rate
University of Limerick Hospital Group	1.7%	9.2%	6.1%	5.7%	12.9%	14.4%	6.2%	0.7%	6.9%	1.7%	8.5%
Croom Orthopaedic Hospital	0.0%	11.6%	15.4%	4.1%	8.1%	14.3%	8.2%	0.9%	9.0%	0.8%	9.8%
Ennis Hospital	4.6%	9.7%	8.9%	12.5%	11.4%	5.2%	7.5%	0.6%	8.1%	1.7%	9.8%
Nenagh Hospital	0.0%	6.9%	13.3%	5.5%	9.6%	7.1%	3.6%	0.5%	4.1%	2.9%	7.0%
St. John's Hospital Limerick	2.6%	8.6%	4.6%	5.9%	26.3%	13.0%	6.4%	0.2%	6.6%	3.5%	10.1%
UH Limerick	1.6%	8.3%	5.6%	5.4%	12.6%	16.4%	5.6%	0.7%	6.3%	1.6%	7.9%
UMH Limerick	2.5%	14.3%	27.3%	3.5%	12.7%	14.9%	10.7%	0.8%	11.4%	0.6%	12.1%



October 2021

Health Service Covid-19 Absence Rate - by Staff Category & Hospital: Oct 2021	Medical & Dental	Nursing & Midwifery	Health & Social Care Professionals	Management & Administrative	General Support	Patient & Client Care	Covid-19 absence	Non Covid-19 absence	Total absence rate
University of Limerick Hospital Group	0.4%	1.9%	1.7%	5.7%	2.5%	2.3%	1.7%	6.9%	8.5%
Croom Orthopaedic Hospital	0.0%	1.0%	0.0%	4.1%	0.3%	1.5%	0.8%	9.0%	9.8%
Ennis Hospital	0.6%	2.6%	0.3%	12.5%	0.5%	0.5%	1.7%	8.1%	9.8%
Nenagh Hospital	0.0%	4.0%	3.4%	5.5%	3.1%	2.7%	2.9%	4.1%	7.0%
St. John's Hospital Limerick	0.8%	2.4%	0.5%	5.9%	11.7%	4.6%	3.5%	6.6%	10.1%
UH Limerick	0.3%	1.9%	1.8%	5.4%	2.3%	2.3%	1.6%	6.3%	7.9%
UMH Limerick	1.0%	0.7%	0.0%	3.5%	0.5%	0.4%	0.6%	11.4%	12.1%

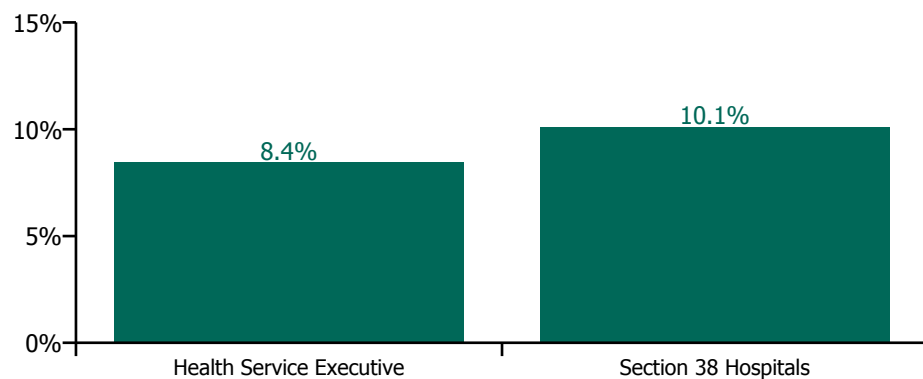
Covid-19 absence rate



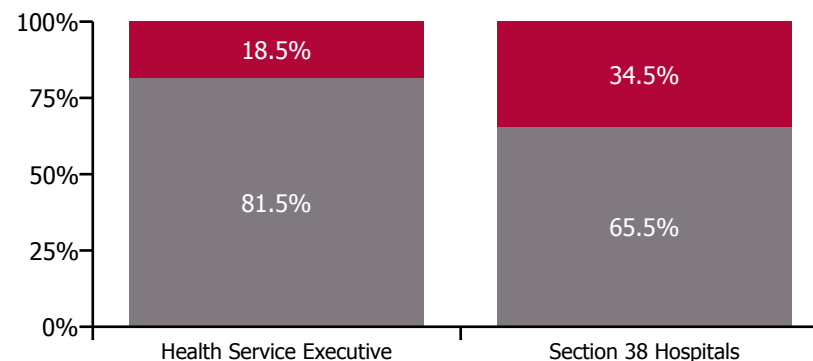
October 2021

Health Service Absence Rate - by Admin & Hospital: Oct 2021	Medical & Dental	Nursing & Midwifery	Health & Social Care Professionals	Management & Administrative	General Support	Patient & Client Care	Certified absence	Self-certified absence	Non Covid-19 absence	Covid-19 absence	Total absence rate
University of Limerick Hospital Group	1.7%	9.2%	6.1%	5.7%	12.9%	14.4%	6.2%	0.7%	6.9%	1.7%	8.5%
Health Service Executive	1.7%	9.2%	6.2%	5.7%	12.1%	14.5%	6.1%	0.7%	6.9%	1.6%	8.4%
Croom Orthopaedic Hospital	0.0%	11.6%	15.4%	4.1%	8.1%	14.3%	8.2%	0.9%	9.0%	0.8%	9.8%
Ennis Hospital	4.6%	9.7%	8.9%	12.5%	11.4%	5.2%	7.5%	0.6%	8.1%	1.7%	9.8%
Nenagh Hospital	0.0%	6.9%	13.3%	5.5%	9.6%	7.1%	3.6%	0.5%	4.1%	2.9%	7.0%
UH Limerick	1.6%	8.3%	5.6%	5.4%	12.6%	16.4%	5.6%	0.7%	6.3%	1.6%	7.9%
UMH Limerick	2.5%	14.3%	27.3%	3.5%	12.7%	14.9%	10.7%	0.8%	11.4%	0.6%	12.1%
Section 38 Hospitals	2.6%	8.6%	4.6%	5.9%	26.3%	13.0%	6.4%	0.2%	6.6%	3.5%	10.1%
St. John's Hospital Limerick	2.6%	8.6%	4.6%	5.9%	26.3%	13.0%	6.4%	0.2%	6.6%	3.5%	10.1%

Total absence rate



Non Covid-19 & Covid-19 Absence



October 2021

Croom Orthopaedic Hospital absence by Staff Category	Certified absence	Self-certified absence	Non Covid-19 absence	Covid-19 absence	Total absence rate	% Non Covid-19 absence	% Covid-19 absence
Croom Orthopaedic Hospital	8.2%	0.9%	9.0%	0.8%	9.8%	91.9%	8.1%
Medical & Dental	0.0%	0.0%	0.0%	0.0%	0.0%	#DIV/0	#DIV/0
Nursing & Midwifery	9.8%	0.8%	10.6%	1.0%	11.6%	91.0%	9.0%
Health & Social Care Professionals	15.4%	0.0%	15.4%	0.0%	15.4%	100.0%	0.0%
Management & Administrative	3.5%	0.6%	4.1%	0.0%	4.1%	100.0%	0.0%
General Support	6.6%	1.2%	7.8%	0.3%	8.1%	96.0%	4.0%
Patient & Client Care	11.6%	1.1%	12.8%	1.5%	14.3%	89.2%	10.8%

October 2021

Ennis Hospital absence by Staff Category	Certified absence	Self-certified absence	Non Covid-19 absence	Covid-19 absence	Total absence rate	% Non Covid-19 absence	% Covid-19 absence
Ennis Hospital	7.5%	0.6%	8.1%	1.7%	9.8%	82.5%	17.5%
Medical & Dental	3.3%	0.7%	4.1%	0.6%	4.6%	87.5%	12.5%
Nursing & Midwifery	6.4%	0.7%	7.1%	2.6%	9.7%	72.9%	27.1%
Health & Social Care Professionals	8.6%	0.0%	8.6%	0.3%	8.9%	96.7%	3.3%
Management & Administrative	9.6%	0.9%	10.5%	2.0%	12.5%	84.1%	15.9%
General Support	10.7%	0.2%	11.0%	0.5%	11.4%	95.7%	4.3%
Patient & Client Care	4.3%	0.5%	4.8%	0.5%	5.2%	91.2%	8.8%

October 2021

Nenagh Hospital absence by Staff Category	Certified absence	Self-certified absence	Non Covid-19 absence	Covid-19 absence	Total absence rate	% Non Covid-19 absence	% Covid-19 absence
Nenagh Hospital	3.6%	0.5%	4.1%	2.9%	7.0%	58.6%	41.4%
Medical & Dental	0.0%	0.0%	0.0%	0.0%	0.0%	#DIV/0	#DIV/0
Nursing & Midwifery	2.4%	0.4%	2.8%	4.0%	6.9%	41.4%	58.6%
Health & Social Care Professionals	7.8%	2.1%	9.9%	3.4%	13.3%	74.6%	25.4%
Management & Administrative	5.4%	0.1%	5.5%	0.0%	5.5%	100.0%	0.0%
General Support	6.3%	0.2%	6.5%	3.1%	9.6%	67.7%	32.3%
Patient & Client Care	3.5%	1.0%	4.5%	2.7%	7.1%	62.3%	37.7%

October 2021

St. John's Hospital Limerick absence by Staff Category	Certified absence	Self-certified absence	Non Covid-19 absence	Covid-19 absence	Total absence rate	% Non Covid-19 absence	% Covid-19 absence
St. John's Hospital Limerick	6.4%	0.2%	6.6%	3.5%	10.1%	65.5%	34.5%
Medical & Dental	1.8%	0.0%	1.8%	0.8%	2.6%	68.7%	31.3%
Nursing & Midwifery	5.8%	0.3%	6.2%	2.4%	8.6%	71.9%	28.1%
Health & Social Care Professionals	3.7%	0.4%	4.1%	0.5%	4.6%	88.2%	11.8%
Management & Administrative	4.1%	0.2%	4.2%	1.7%	5.9%	71.6%	28.4%
General Support	14.4%	0.1%	14.6%	11.7%	26.3%	55.4%	44.6%
Patient & Client Care	8.2%	0.2%	8.4%	4.6%	13.0%	64.3%	35.7%

October 2021

UH Limerick absence by Staff Category	Certified absence	Self-certified absence	Non Covid-19 absence	Covid-19 absence	Total absence rate	% Non Covid-19 absence	% Covid-19 absence
UH Limerick	5.6%	0.7%	6.3%	1.6%	7.9%	79.8%	20.2%
Medical & Dental	1.1%	0.1%	1.3%	0.3%	1.6%	81.0%	19.0%
Nursing & Midwifery	5.3%	1.0%	6.4%	1.9%	8.3%	77.1%	22.9%
Health & Social Care Professionals	3.2%	0.6%	3.9%	1.8%	5.6%	68.5%	31.5%
Management & Administrative	4.0%	0.5%	4.5%	0.9%	5.4%	82.7%	17.3%
General Support	9.6%	0.7%	10.3%	2.3%	12.6%	81.9%	18.1%
Patient & Client Care	13.1%	1.1%	14.2%	2.3%	16.4%	86.2%	13.8%

October 2021

UMH Limerick absence by Staff Category	Certified absence	Self-certified absence	Non Covid-19 absence	Covid-19 absence	Total absence rate	% Non Covid-19 absence	% Covid-19 absence
UMH Limerick	10.7%	0.8%	11.4%	0.6%	12.1%	95.0%	5.0%
Medical & Dental	1.2%	0.3%	1.5%	1.0%	2.5%	60.3%	39.7%
Nursing & Midwifery	12.7%	1.0%	13.7%	0.7%	14.3%	95.4%	4.6%
Health & Social Care Professionals	27.3%	0.0%	27.3%	0.0%	27.3%	100.0%	0.0%
Management & Administrative	3.1%	0.1%	3.3%	0.2%	3.5%	93.7%	6.3%
General Support	11.4%	0.8%	12.2%	0.5%	12.7%	96.3%	3.7%
Patient & Client Care	13.5%	1.0%	14.6%	0.4%	14.9%	97.5%	2.5%

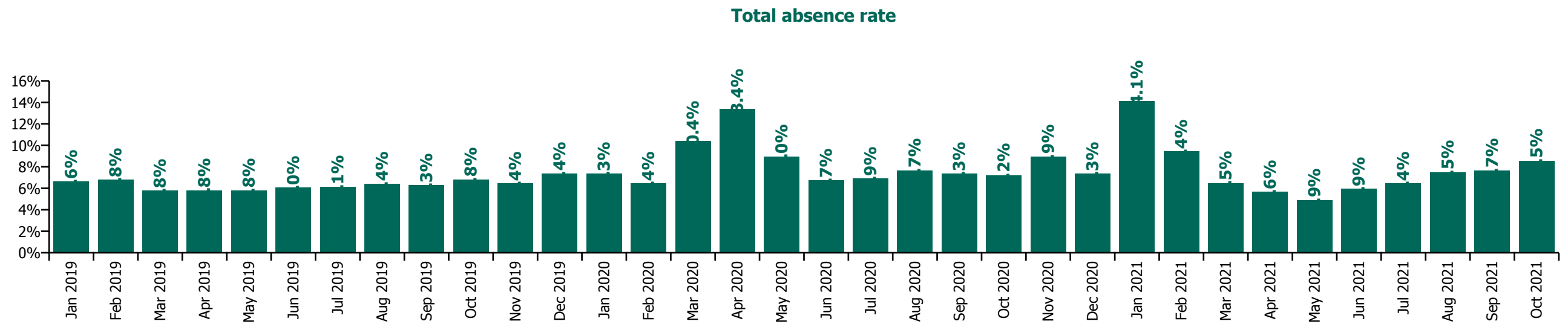
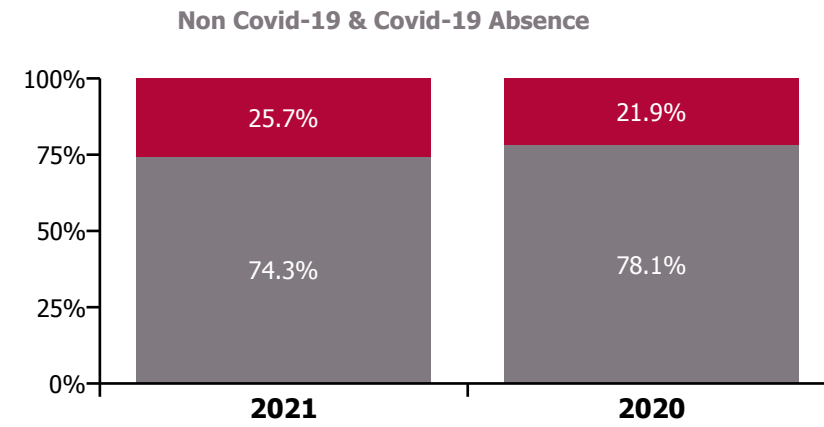
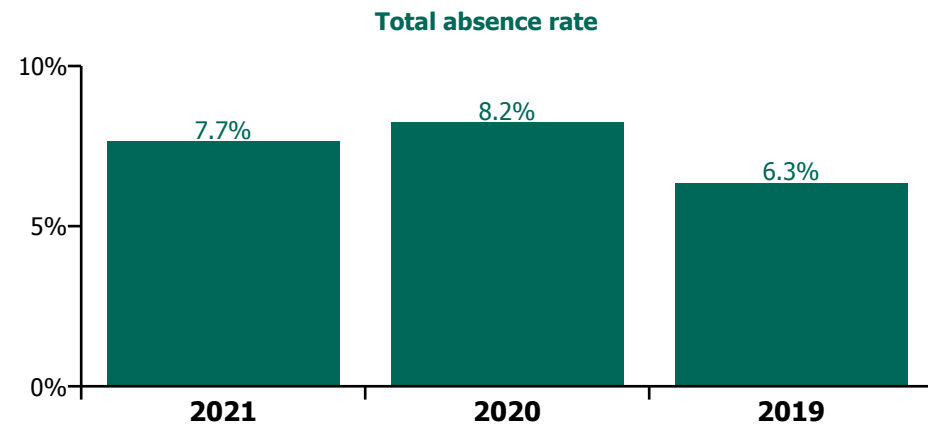
**University of Limerick
Hospital Group**

Year/ month	Medical & Dental	Nursing & Midwifery	Health & Social Care Professionals	Management & Administrative	General Support	Patient & Client Care	Certified absence	Self-certified absence	Non Covid-19 absence	Covid-19 absence	Total absence rate
2021	1.7%	8.9%	4.0%	5.6%	11.1%	11.4%	5.2%	0.5%	5.7%	2.0%	7.7%
Oct 2021	1.7%	9.2%	6.1%	5.7%	12.9%	14.4%	6.2%	0.7%	6.9%	1.7%	8.5%
Sep 2021	1.7%	8.5%	5.1%	5.1%	11.6%	12.8%	5.9%	0.6%	6.5%	1.2%	7.7%
Aug 2021	1.1%	8.8%	4.1%	4.9%	11.7%	10.9%	5.7%	0.7%	6.4%	1.1%	7.5%
Jul 2021	1.3%	6.9%	3.7%	4.5%	11.0%	9.6%	5.1%	0.6%	5.7%	0.7%	6.4%
Jun 2021	1.3%	6.6%	3.1%	4.7%	9.2%	9.0%	4.8%	0.5%	5.3%	0.7%	5.9%
May 2021	0.7%	5.3%	2.5%	4.6%	8.3%	5.7%	3.9%	0.4%	4.3%	0.5%	4.9%
Apr 2021	0.8%	6.4%	2.0%	5.9%	8.6%	7.3%	4.4%	0.5%	4.8%	0.8%	5.6%
Mar 2021	0.5%	7.9%	2.3%	5.1%	9.8%	9.4%	4.7%	0.4%	5.1%	1.4%	6.5%
Feb 2021	1.7%	11.9%	4.2%	6.6%	12.2%	14.8%	5.6%	0.7%	6.2%	3.2%	9.4%
Jan 2021	6.2%	17.9%	6.9%	9.3%	15.4%	20.0%	5.3%	0.4%	5.7%	8.5%	14.1%
2020	2.5%	9.6%	6.1%	6.7%	11.3%	10.8%	6.0%	0.4%	6.4%	1.8%	8.2%
Dec 2020	1.2%	9.0%	4.7%	7.0%	8.4%	10.7%	5.5%	0.5%	6.0%	1.4%	7.3%
Nov 2020	3.5%	11.4%	7.5%	6.1%	10.0%	11.3%	4.9%	0.3%	5.2%	3.7%	8.9%
Oct 2020	2.1%	8.2%	7.2%	6.7%	8.7%	9.1%	5.5%	0.4%	5.9%	1.3%	7.2%
Sep 2020	1.8%	8.6%	6.3%	6.5%	9.7%	9.7%	5.9%	0.5%	6.4%	0.9%	7.3%
Aug 2020	1.1%	8.6%	5.8%	6.9%	12.1%	10.1%	6.1%	0.5%	6.6%	1.0%	7.7%
Jul 2020	1.3%	7.9%	3.5%	6.2%	11.7%	8.5%	6.0%	0.5%	6.5%	0.4%	6.9%
Jun 2020	1.3%	8.0%	3.6%	5.1%	11.9%	8.2%	5.6%	0.4%	6.1%	0.6%	6.7%
May 2020	3.0%	10.3%	7.1%	6.3%	13.2%	10.8%	6.3%	0.3%	6.6%	2.3%	9.0%
Apr 2020	5.9%	16.2%	9.7%	7.8%	16.4%	19.5%	6.9%	0.2%	7.1%	6.3%	13.4%
Mar 2020	4.9%	11.5%	8.3%	8.9%	13.8%	12.2%	6.6%	0.5%	7.1%	3.3%	10.4%
Feb 2020	2.5%	6.7%	3.7%	5.6%	9.7%	9.2%	5.8%	0.7%	6.4%		6.4%
Jan 2020	2.1%	7.7%	5.1%	6.9%	10.5%	10.6%	6.6%	0.7%	7.3%		7.3%
2019	1.5%	6.6%	4.5%	4.8%	9.6%	10.3%	5.6%	0.7%	6.3%		6.3%
Dec 2019	2.0%	7.5%	5.9%	5.4%	11.3%	11.8%	6.6%	0.8%	7.4%		7.4%
Nov 2019	1.5%	6.8%	5.3%	5.0%	9.5%	10.0%	5.9%	0.6%	6.4%		6.4%
Oct 2019	1.7%	7.6%	5.4%	5.3%	9.2%	9.9%	6.2%	0.6%	6.8%		6.8%
Sep 2019	1.0%	6.7%	5.4%	5.6%	9.3%	8.9%	5.7%	0.6%	6.3%		6.3%
Aug 2019	1.0%	6.6%	4.8%	6.4%	8.9%	10.0%	5.8%	0.6%	6.4%		6.4%
Jul 2019	1.1%	6.4%	5.2%	4.7%	8.3%	10.7%	5.6%	0.5%	6.1%		6.1%
Jun 2019	1.7%	5.1%	4.9%	4.5%	10.6%	11.6%	5.1%	0.9%	6.0%		6.0%

May 2019	2.0%	5.7%	3.4%	4.5%	9.1%	10.1%	5.3%	0.5%	5.8%		5.8%
Apr 2019	1.5%	6.5%	2.6%	4.3%	8.7%	9.4%	5.3%	0.6%	5.8%		5.8%
Mar 2019	1.9%	5.9%	4.0%	3.5%	9.0%	9.8%	5.1%	0.6%	5.8%		5.8%
Feb 2019	1.3%	7.7%	3.4%	4.3%	10.4%	11.4%	5.6%	1.2%	6.8%		6.8%
Jan 2019	1.2%	7.2%	4.1%	4.8%	10.5%	10.5%	5.6%	1.0%	6.6%		6.6%
2018	0.7%	6.5%	4.1%	5.0%	8.4%	9.3%	5.4%	0.6%	6.0%		6.0%

University of Limerick Hospital
Group

Year/ month	Croom Orthopaed ic Hospital	Ennis Hospital	Nenagh Hospital	St. John's Hospital Limerick	UH Limerick	UMH Limerick	Acute Services absence rate	Certified absence	Self- certified absence	Non Covid-19 absence	Covid-19 absence	Total absence rate
2021	10.3%	7.7%	9.8%	9.0%	6.9%	10.0%	7.7%	5.2%	0.5%	5.7%	2.0%	7.7%
Oct 2021	9.8%	9.8%	7.0%	10.1%	7.9%	12.1%	8.5%	6.2%	0.7%	6.9%	1.7%	8.54%
Sep 2021	11.0%	7.7%	6.7%	8.3%	7.1%	10.7%	7.7%	5.9%	0.6%	6.5%	1.2%	7.66%
Aug 2021	10.5%	6.8%	6.3%	7.4%	6.8%	12.9%	7.5%	5.7%	0.7%	6.4%	1.1%	7.49%
Jul 2021	8.5%	8.0%	6.7%	6.1%	5.7%	10.8%	6.4%	5.1%	0.6%	5.7%	0.7%	6.43%
Jun 2021	7.5%	6.1%	7.0%	5.2%	5.4%	9.1%	5.9%	4.8%	0.5%	5.3%	0.7%	5.93%
May 2021	5.6%	4.6%	6.0%	5.4%	4.4%	7.3%	4.9%	3.9%	0.4%	4.3%	0.5%	4.88%
Apr 2021	7.7%	5.5%	6.3%	6.4%	5.1%	8.2%	5.6%	4.4%	0.5%	4.8%	0.8%	5.65%
Mar 2021	9.7%	6.4%	8.5%	8.3%	5.8%	8.1%	6.5%	4.7%	0.4%	5.1%	1.4%	6.48%
Feb 2021	14.8%	8.7%	21.7%	11.4%	8.1%	8.3%	9.4%	5.6%	0.7%	6.2%	3.2%	9.42%
Jan 2021	19.1%	12.8%	21.0%	21.1%	12.9%	12.6%	14.1%	5.3%	0.4%	5.7%	8.5%	14.12%
2020	10.5%	8.2%	8.1%	9.9%	7.8%	9.3%	8.2%	6.0%	0.4%	6.4%	1.8%	8.2%
Dec 2020	10.9%	8.5%	8.1%	6.4%	6.7%	10.1%	7.3%	5.5%	0.5%	6.0%	1.4%	7.34%
Nov 2020	7.9%	7.5%	8.2%	9.7%	9.2%	8.4%	8.9%	4.9%	0.3%	5.2%	3.7%	8.95%
Oct 2020	10.2%	7.5%	6.6%	7.7%	6.7%	9.4%	7.2%	5.5%	0.4%	5.9%	1.3%	7.20%
Sep 2020	10.0%	5.9%	5.0%	7.1%	7.2%	10.0%	7.3%	5.9%	0.5%	6.4%	0.9%	7.34%
Aug 2020	10.0%	6.8%	4.6%	6.5%	7.6%	10.4%	7.7%	6.1%	0.5%	6.6%	1.0%	7.65%
Jul 2020	9.2%	4.8%	6.6%	5.4%	6.9%	8.1%	6.9%	6.0%	0.5%	6.5%	0.4%	6.88%
Jun 2020	10.2%	5.2%	8.4%	6.8%	6.3%	8.7%	6.7%	5.6%	0.4%	6.1%	0.6%	6.73%
May 2020	10.4%	9.6%	10.7%	13.7%	8.3%	8.5%	9.0%	6.3%	0.3%	6.6%	2.3%	8.96%
Apr 2020	13.3%	14.5%	15.1%	36.5%	11.3%	10.1%	13.4%	6.9%	0.2%	7.1%	6.3%	13.37%
Mar 2020	16.8%	10.3%	10.4%	10.5%	10.0%	10.2%	10.4%	6.6%	0.5%	7.1%	3.3%	10.36%
Feb 2020	8.6%	7.5%	5.3%	3.6%	6.4%	7.9%	6.4%	5.8%	0.7%	6.4%		6.43%
Jan 2020	8.0%	9.5%	7.3%	4.8%	7.1%	9.4%	7.3%	6.6%	0.7%	7.3%		7.35%
2019	6.6%	7.8%	5.9%	4.4%	6.1%	8.7%	6.3%	5.6%	0.7%	6.3%		6.3%
Dec 2019	4.9%	9.0%	7.2%	4.1%	7.3%	10.2%	7.4%	6.6%	0.8%	7.4%		7.36%
Nov 2019	6.3%	7.5%	6.1%	5.2%	6.1%	9.6%	6.4%	5.9%	0.6%	6.4%		6.43%
Oct 2019	8.1%	7.6%	5.8%	6.0%	6.4%	10.5%	6.8%	6.2%	0.6%	6.8%		6.81%
Sep 2019	6.0%	6.9%	5.0%	5.4%	6.1%	9.3%	6.3%	5.7%	0.6%	6.3%		6.27%
Aug 2019	4.7%	7.3%	5.4%	4.4%	6.4%	9.1%	6.4%	5.8%	0.6%	6.4%		6.41%
Jul 2019	4.5%	7.6%	6.3%	3.3%	6.0%	9.1%	6.1%	5.6%	0.5%	6.1%		6.11%
Jun 2019	5.4%	7.0%	5.0%	3.1%	6.1%	8.6%	6.0%	5.1%	0.9%	6.0%		6.04%
May 2019	5.8%	8.0%	4.6%	5.1%	5.5%	7.7%	5.8%	5.3%	0.5%	5.8%		5.80%
Apr 2019	7.4%	8.5%	6.6%	3.0%	5.4%	8.1%	5.8%	5.3%	0.6%	5.8%		5.81%
Mar 2019	7.4%	7.1%	6.5%	4.3%	5.4%	7.7%	5.8%	5.1%	0.6%	5.8%		5.77%
Feb 2019	7.6%	8.1%	7.1%	4.9%	6.7%	7.9%	6.8%	5.6%	1.2%	6.8%		6.79%
Jan 2019	10.2%	8.9%	5.8%	4.3%	6.4%	7.4%	6.6%	5.6%	1.0%	6.6%		6.61%



University of Limerick Hospital Group

Year/ month	Health Service Executive	Section 38 Hospitals	Acute Services absence rate	Certified absence	Self- certified absence	Non Covid-19 absence	Covid-19 absence	Total absence rate
2021	7.6%	9.0%	7.7%	5.2%	0.5%	5.7%	2.0%	7.7%
Oct 2021	8.4%	10.1%	8.5%	6.2%	0.7%	6.9%	1.7%	8.5%
Sep 2021	7.6%	8.3%	7.7%	5.9%	0.6%	6.5%	1.2%	7.7%
Aug 2021	7.5%	7.4%	7.5%	5.7%	0.7%	6.4%	1.1%	7.5%
Jul 2021	6.5%	6.1%	6.4%	5.1%	0.6%	5.7%	0.7%	6.4%
Jun 2021	6.0%	5.2%	5.9%	4.8%	0.5%	5.3%	0.7%	5.9%
May 2021	4.8%	5.4%	4.9%	3.9%	0.4%	4.3%	0.5%	4.9%
Apr 2021	5.6%	6.4%	5.6%	4.4%	0.5%	4.8%	0.8%	5.6%
Mar 2021	6.4%	8.3%	6.5%	4.7%	0.4%	5.1%	1.4%	6.5%
Feb 2021	9.3%	11.4%	9.4%	5.6%	0.7%	6.2%	3.2%	9.4%
Jan 2021	13.6%	21.1%	14.1%	5.3%	0.4%	5.7%	8.5%	14.1%
2020	8.1%	9.9%	8.2%	6.0%	0.4%	6.4%	1.8%	8.2%
Dec 2020	7.4%	6.4%	7.3%	5.5%	0.5%	6.0%	1.4%	7.3%
Nov 2020	8.9%	9.7%	8.9%	4.9%	0.3%	5.2%	3.7%	8.9%
Oct 2020	7.2%	7.7%	7.2%	5.5%	0.4%	5.9%	1.3%	7.2%
Sep 2020	7.4%	7.1%	7.3%	5.9%	0.5%	6.4%	0.9%	7.3%
Aug 2020	7.7%	6.5%	7.7%	6.1%	0.5%	6.6%	1.0%	7.7%
Jul 2020	7.0%	5.4%	6.9%	6.0%	0.5%	6.5%	0.4%	6.9%
Jun 2020	6.7%	6.8%	6.7%	5.6%	0.4%	6.1%	0.6%	6.7%
May 2020	8.6%	13.7%	9.0%	6.3%	0.3%	6.6%	2.3%	9.0%
Apr 2020	11.7%	36.5%	13.4%	6.9%	0.2%	7.1%	6.3%	13.4%
Mar 2020	10.4%	10.5%	10.4%	6.6%	0.5%	7.1%	3.3%	10.4%
Feb 2020	6.7%	3.6%	6.4%	5.8%	0.7%	6.4%		6.4%
Jan 2020	7.5%	4.8%	7.3%	6.6%	0.7%	7.3%		7.3%
2019	6.5%	4.4%	6.3%	5.6%	0.7%	6.3%		6.3%
Dec 2019	7.6%	4.1%	7.4%	6.6%	0.8%	7.4%		7.4%
Nov 2019	6.5%	5.2%	6.4%	5.9%	0.6%	6.4%		6.4%
Oct 2019	6.9%	6.0%	6.8%	6.2%	0.6%	6.8%		6.8%
Sep 2019	6.3%	5.4%	6.3%	5.7%	0.6%	6.3%		6.3%
Aug 2019	6.6%	4.4%	6.4%	5.8%	0.6%	6.4%		6.4%
Jul 2019	6.3%	3.3%	6.1%	5.6%	0.5%	6.1%		6.1%
Jun 2019	6.3%	3.1%	6.0%	5.1%	0.9%	6.0%		6.0%
May 2019	5.8%	5.1%	5.8%	5.3%	0.5%	5.8%		5.8%
Apr 2019	6.0%	3.0%	5.8%	5.3%	0.6%	5.8%		5.8%
Mar 2019	5.9%	4.3%	5.8%	5.1%	0.6%	5.8%		5.8%
Feb 2019	6.9%	4.9%	6.8%	5.6%	1.2%	6.8%		6.8%
Jan 2019	6.8%	4.3%	6.6%	5.6%	1.0%	6.6%		6.6%

University of Limerick Hospital Group

Year/ month	Health Service Executive	Section 38 Hospitals	Acute Services absence rate	Certified absence	Self- certified absence	Non Covid-19 absence	Covid-19 absence	Total absence rate
2018	6.2%	3.0%	6.0%	5.4%	0.6%	6.0%		6.0%
Dec 2018	6.5%	2.0%	6.2%	5.5%	0.7%	6.2%		6.2%
Nov 2018	5.9%	2.7%	5.7%	5.0%	0.7%	5.7%		5.7%
Oct 2018	7.1%	3.4%	6.9%	6.2%	0.7%	6.9%		6.9%
Sep 2018	6.3%	2.8%	6.0%	5.4%	0.6%	6.0%		6.0%
Aug 2018	6.3%	2.6%	6.0%	5.5%	0.5%	6.0%		6.0%
Jul 2018	5.9%	3.4%	5.8%	5.3%	0.5%	5.8%		5.8%
Jun 2018	5.7%	2.9%	5.5%	5.0%	0.5%	5.5%		5.5%
May 2018	5.2%	3.5%	5.1%	4.6%	0.4%	5.1%		5.1%
Apr 2018	5.6%	3.8%	5.5%	5.0%	0.5%	5.5%		5.5%
Mar 2018	6.3%	3.1%	6.0%	5.5%	0.5%	6.0%		6.0%
Feb 2018	6.6%	3.1%	6.4%	5.8%	0.6%	6.4%		6.4%
Jan 2018	6.8%	3.1%	6.6%	5.9%	0.7%	6.6%		6.6%

