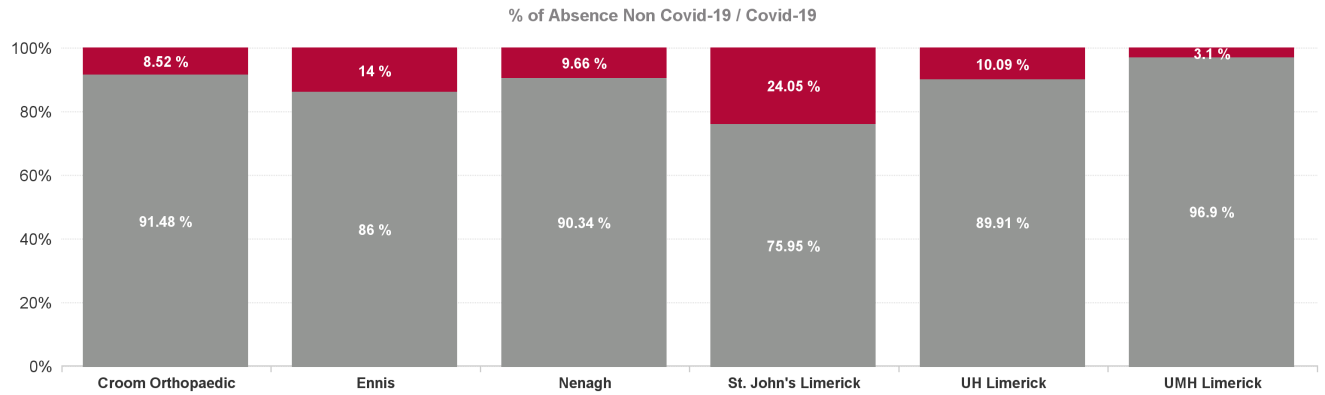
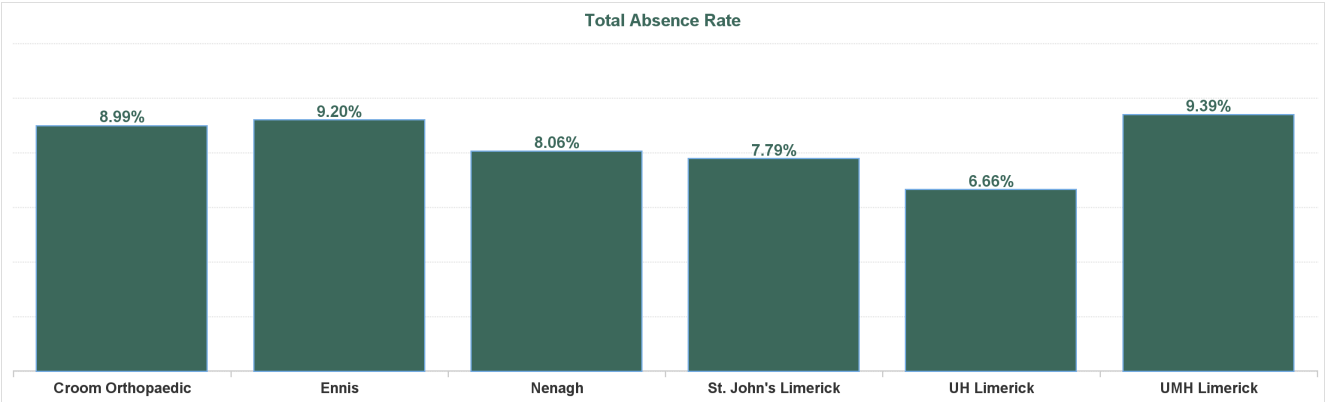


January 2024

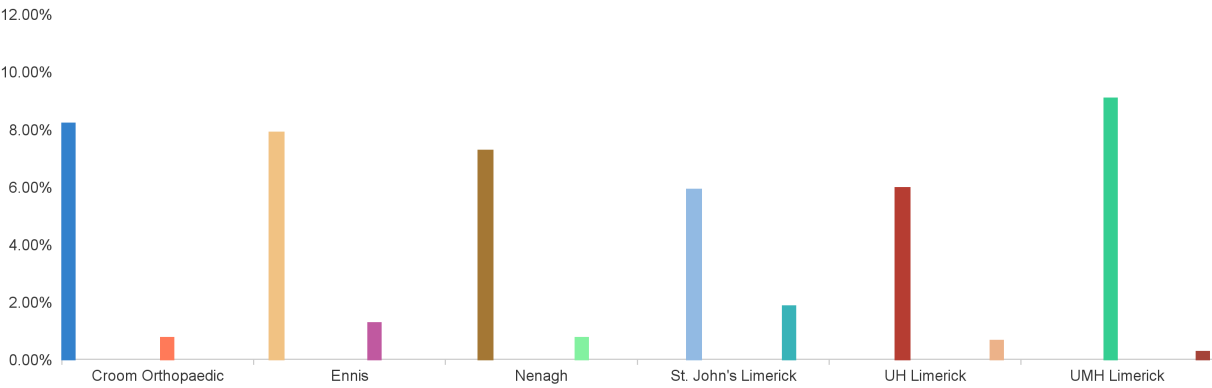
Health Service Absence Rate - by Staff Category: Jan 2024	Certified absence	Self-certified absence	Non Covid-19 absence	Covid-19 absence	Total absence rate	% Non Covid-19 absence	% Covid-19 absence
ULHG	5.77%	0.75%	6.51%	0.77%	7.29%	89.37%	10.63%
Medical & Dental	0.71%	0.36%	1.08%	0.14%	1.21%	88.57%	11.43%
Nursing & Midwifery	5.95%	0.97%	6.92%	0.74%	7.66%	90.32%	9.68%
Health & Social Care Professionals	4.24%	0.69%	4.93%	0.81%	5.74%	85.88%	14.12%
Management & Administrative	5.10%	0.60%	5.70%	0.85%	6.54%	87.08%	12.92%
General Support	9.42%	0.65%	10.08%	1.47%	11.55%	87.24%	12.76%
Patient & Client Care	9.10%	0.80%	9.90%	0.59%	10.49%	94.33%	5.67%

Health Service Absence Rate - by Care Group: Jan 2024	Certified absence	Self-certified absence	Non Covid-19 absence	Covid-19 absence	Total absence rate	% Non Covid-19 absence	% Covid-19 absence
ULHG	5.77%	0.75%	6.51%	0.77%	7.29%	89.37%	10.63%
Croom Orthopaedic	7.46%	0.76%	8.22%	0.77%	8.99%	91.48%	8.52%
Ennis	7.47%	0.44%	7.92%	1.29%	9.20%	86.00%	14.00%
Nenagh	6.57%	0.71%	7.28%	0.78%	8.06%	90.34%	9.66%
St. John's Limerick	5.54%	0.38%	5.92%	1.87%	7.79%	75.95%	24.05%
UH Limerick	5.21%	0.78%	5.99%	0.67%	6.66%	89.91%	10.09%
UMH Limerick	8.10%	1.00%	9.10%	0.29%	9.39%	96.90%	3.10%

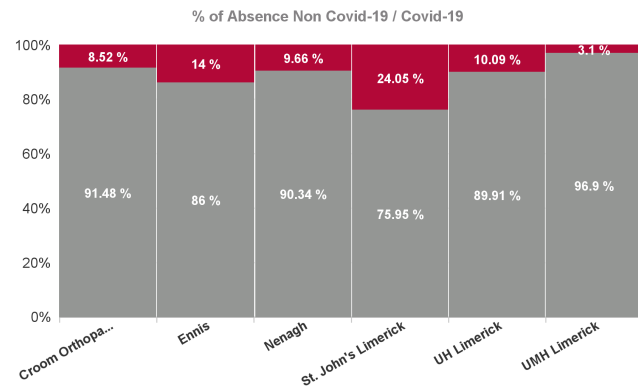
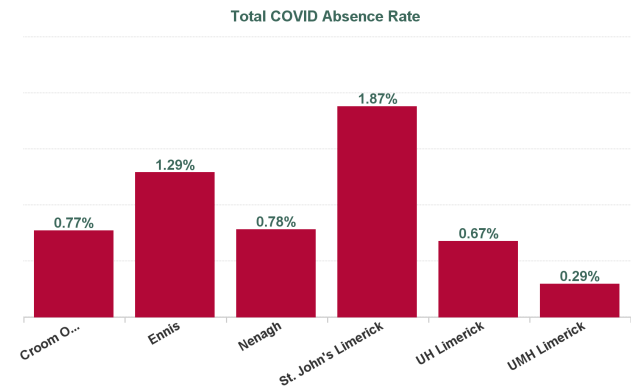


January 2024

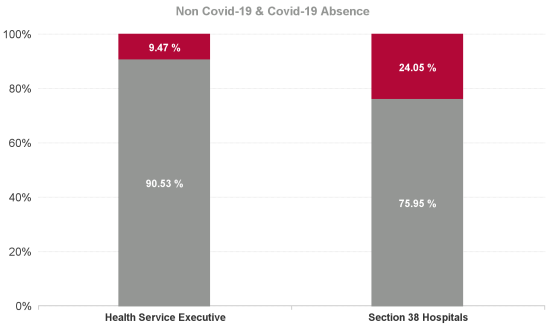
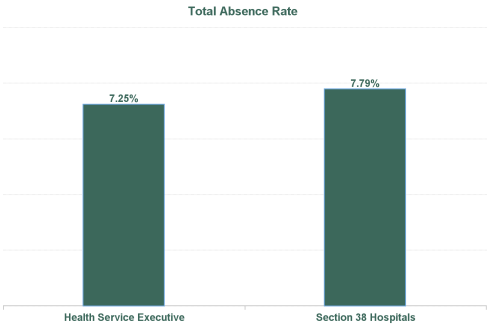
Health Service Absence Rate - by Hospital : Jan 2024	Certified absence	Self-certified absence	Non Covid-19 absence	Covid-19 absence	Total absence rate	Medical & Dental	Nursing & Midwifery	Health & Social Care Professionals	Management & Administrative	General Support	Patient & Client Care
University of Limerick Hospital Group	5.77%	0.75%	6.51%	0.77%	7.29%	1.21%	7.66%	5.74%	6.54%	11.55%	10.49%
Croom Orthopaedic	7.46%	0.76%	8.22%	0.77%	8.99%	0.00%	11.06%	2.52%	7.00%	7.66%	12.25%
Ennis	7.47%	0.44%	7.92%	1.29%	9.20%	1.83%	10.65%	0.89%	11.33%	13.18%	4.09%
Nenagh	6.57%	0.71%	7.28%	0.78%	8.06%	2.17%	10.59%	6.16%	3.42%	5.24%	10.27%
St. John's Limerick	5.54%	0.38%	5.92%	1.87%	7.79%	1.35%	6.23%	10.59%	4.52%	19.51%	9.10%
UH Limerick	5.21%	0.78%	5.99%	0.67%	6.66%	1.19%	6.78%	5.72%	6.61%	11.02%	10.03%
UMH Limerick	8.10%	1.00%	9.10%	0.29%	9.39%	1.41%	9.07%	3.85%	7.59%	15.31%	16.21%



Health Service Absence Rate - by Staff Category & Hospital: Jan 2024	Non Covid-19 absence	Covid-19 absence	Total absence rate	Medical & Dental	Nursing & Midwifery	Health & Social Care Professionals	Management & Administrative	General Support	Patient & Client Care
University of Limerick Hospital Group	6.51%	0.77%	0.77%	0.14%	0.74%	0.81%	0.85%	1.47%	0.59%
Croom Orthopaedic	8.22%	0.77%	8.99%	0.00%	0.68%	0.00%	0.92%	1.47%	0.88%
Ennis	7.92%	1.29%	9.20%	0.22%	1.91%	0.00%	1.72%	0.21%	2.29%
Nenagh	7.28%	0.78%	8.06%	1.29%	1.29%	0.00%	0.46%	0.56%	0.08%
St. John's Limerick	5.92%	1.87%	7.79%	0.00%	1.72%	0.00%	0.79%	8.05%	0.36%
UH Limerick	5.99%	0.67%	6.66%	0.09%	0.57%	0.99%	0.85%	1.13%	0.64%
UMH Limerick	9.10%	0.29%	9.39%	0.30%	0.24%	0.00%	0.31%	0.67%	0.00%



Health Service Absence Rate - by Admin - Jan 2024	Certified absence	Self-certified absence	Non Covid-19 absence	Covid-19 absence	Total absence rate	Medical & Dental	Nursing & Midwifery	Health & Social Care Professionals	Management & Administrative	General Support	Patient & Client Care
University of Limerick Hospital Group	5.77%	0.75%	6.51%	0.77%	7.29%	1.21%	7.66%	5.74%	6.54%	11.55%	10.49%
Croom Orthopaedic	7.46%	0.76%	8.22%	0.77%	8.99%	0.00%	11.06%	2.52%	7.00%	7.66%	12.25%
Ennis	7.47%	0.44%	7.92%	1.29%	9.20%	1.83%	10.65%	0.89%	11.33%	13.18%	4.09%
Nenagh	6.57%	0.71%	7.28%	0.78%	8.06%	2.17%	10.59%	6.16%	3.42%	5.24%	10.27%
UH Limerick	5.21%	0.78%	5.99%	0.67%	6.66%	1.19%	6.78%	5.72%	6.61%	11.02%	10.03%
UMH Limerick	8.10%	1.00%	9.10%	0.29%	9.39%	1.41%	9.07%	3.85%	7.59%	15.31%	16.21%
Health Service Executive	5.78%	0.78%	6.56%	0.69%	7.25%	1.21%	7.78%	5.43%	6.78%	11.01%	10.65%
St. John's Limerick	5.54%	0.38%	5.92%	1.87%	7.79%	1.35%	6.23%	10.59%	4.52%	19.51%	9.10%
Section 38 Hospitals	5.54%	0.38%	5.92%	1.87%	7.79%	1.35%	6.23%	10.59%	4.52%	19.51%	9.10%



Health Service Absence Rate - by Staff Category: Jan 2024	Certified absence	Self-certified absence	Non Covid-19 absence	Covid-19 absence	Total absence rate	% Non Covid-19 absence	% Covid-19 absence
Croom Orthopaedic	7.46%	0.76%	8.22%	0.77%	8.99%	91.48%	8.52%
Medical & Dental	0.00%	0.00%	0.00%	0.00%	0.00%	#DIV/0	#DIV/0
Nursing & Midwifery	9.53%	0.84%	10.37%	0.68%	11.06%	93.84%	6.16%
Health & Social Care Professionals	0.00%	2.52%	2.52%	0.00%	2.52%	100.00%	0.00%
Management & Administrative	5.18%	0.89%	6.07%	0.92%	7.00%	86.79%	13.21%
General Support	5.55%	0.63%	6.18%	1.47%	7.66%	80.74%	19.26%
Patient & Client Care	10.60%	0.78%	11.38%	0.88%	12.25%	92.86%	7.14%

Health Service Absence Rate - by Staff Category: Jan 2024	Certified absence	Self-certified absence	Non Covid-19 absence	Covid-19 absence	Total absence rate	% Non Covid-19 absence	% Covid-19 absence
Ennis	7.47%	0.44%	7.92%	1.29%	9.20%	86.00%	14.00%
Medical & Dental	1.12%	0.49%	1.60%	0.22%	1.83%	87.77%	12.23%
Nursing & Midwifery	8.45%	0.29%	8.74%	1.91%	10.65%	82.05%	17.95%
Health & Social Care Professionals	0.21%	0.68%	0.89%	0.00%	0.89%	100.00%	0.00%
Management & Administrative	9.34%	0.27%	9.61%	1.72%	11.33%	84.82%	15.18%
General Support	12.30%	0.68%	12.97%	0.21%	13.18%	98.41%	1.59%
Patient & Client Care	1.04%	0.76%	1.80%	2.29%	4.09%	44.02%	55.98%

Health Service Absence Rate - by Staff Category: Jan 2024	Certified absence	Self-certified absence	Non Covid-19 absence	Covid-19 absence	Total absence rate	% Non Covid-19 absence	% Covid-19 absence
Nenagh	6.57%	0.71%	7.28%	0.78%	8.06%	90.34%	9.66%
Medical & Dental	0.66%	0.22%	0.88%	1.29%	2.17%	40.51%	59.49%
Nursing & Midwifery	8.37%	0.93%	9.30%	1.29%	10.59%	87.78%	12.22%
Health & Social Care Professionals	5.73%	0.43%	6.16%	0.00%	6.16%	100.00%	0.00%
Management & Administrative	1.93%	1.04%	2.96%	0.46%	3.42%	86.53%	13.47%
General Support	4.19%	0.49%	4.67%	0.56%	5.24%	89.24%	10.76%
Patient & Client Care	9.72%	0.47%	10.20%	0.08%	10.27%	99.27%	0.73%
Health Service Absence Rate - by Staff Category: Jan 2024	Certified absence	Self-certified absence	Non Covid-19 absence	Covid-19 absence	Total absence rate	% Non Covid-19 absence	% Covid-19 absence
St. John's Limerick	5.54%	0.38%	5.92%	1.87%	7.79%	75.95%	24.05%
Medical & Dental	1.12%	0.23%	1.35%	0.00%	1.35%	100.00%	0.00%
Nursing & Midwifery	4.14%	0.37%	4.51%	1.72%	6.23%	72.41%	27.59%
Health & Social Care Professionals	10.35%	0.24%	10.59%	0.00%	10.59%	100.00%	0.00%
Management & Administrative	3.15%	0.58%	3.74%	0.79%	4.52%	82.60%	17.40%
General Support	11.09%	0.37%	11.46%	8.05%	19.51%	58.73%	41.27%

Patient & Client Care	8.52%	0.22%	8.74%	0.36%	9.10%	96.03%	3.97%

Health Service Absence Rate - by Staff Category: Jan 2024	Certified absence	Self-certified absence	Non Covid-19 absence	Covid-19 absence	Total absence rate	% Non Covid-19 absence	% Covid-19 absence
UH Limerick	5.21%	0.78%	5.99%	0.67%	6.66%	89.91%	10.09%
Medical & Dental	0.75%	0.36%	1.10%	0.09%	1.19%	92.51%	7.49%
Nursing & Midwifery	5.16%	1.05%	6.21%	0.57%	6.78%	91.65%	8.35%
Health & Social Care Professionals	4.03%	0.70%	4.73%	0.99%	5.72%	82.78%	17.22%
Management & Administrative	5.15%	0.60%	5.75%	0.85%	6.61%	87.10%	12.90%
General Support	9.18%	0.71%	9.89%	1.13%	11.02%	89.71%	10.29%
Patient & Client Care	8.38%	1.02%	9.39%	0.64%	10.03%	93.63%	6.37%

Health Service Absence Rate - by Staff Category: Jan 2024	Certified absence	Self-certified absence	Non Covid-19 absence	Covid-19 absence	Total absence rate	% Non Covid-19 absence	% Covid-19 absence
UMH Limerick	8.10%	1.00%	9.10%	0.29%	9.39%	96.90%	3.10%
Medical & Dental	0.31%	0.80%	1.11%	0.30%	1.41%	78.70%	21.30%
Nursing & Midwifery	7.44%	1.38%	8.82%	0.24%	9.07%	97.30%	2.70%
Health & Social Care Professionals	3.85%	0.00%	3.85%	0.00%	3.85%	100.00%	0.00%
Management & Administrative	6.96%	0.31%	7.27%	0.31%	7.59%	95.86%	4.14%

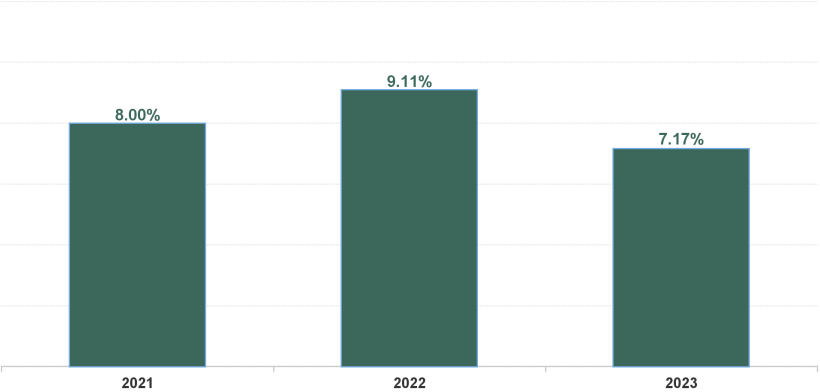
General Support	14.15%	0.48%	14.64%	0.67%	15.31%	95.61%	4.39%
Patient & Client Care	15.63%	0.58%	16.21%	0.00%	16.21%	100.00%	0.00%

Year / Month	Certified absence	Self-certified absence	Non Covid-19 absence	Covid-19 absence	Total absence rate	Medical & Dental	Nursing & Midwifery	Health & Social Care Professionals	Management & Administrative	General Support	Patient & Client Care
Jan 2024	5.77%	0.75%	6.51%	0.77%	7.29%	1.21%	7.66%	5.74%	6.54%	11.55%	10.49%
2024	5.77%	0.75%	6.51%	0.77%	7.29%	1.21%	7.66%	5.74%	6.54%	11.55%	10.49%
Dec 2023	6.24%	0.84%	7.09%	0.62%	7.70%	1.04%	8.32%	6.20%	7.53%	10.53%	10.89%
Nov 2023	5.52%	0.70%	6.22%	0.59%	6.81%	1.41%	7.38%	4.63%	6.86%	10.11%	9.19%
Oct 2023	5.78%	0.76%	6.54%	0.85%	7.39%	1.51%	8.14%	5.38%	7.17%	10.91%	9.65%
Sep 2023	5.90%	0.65%	6.55%	1.02%	7.57%	1.63%	8.35%	4.90%	6.93%	11.50%	10.59%
Aug 2023	6.06%	0.68%	6.73%	1.14%	7.88%	1.83%	9.42%	4.93%	5.80%	11.54%	11.07%
Jul 2023	5.56%	0.62%	6.18%	0.51%	6.69%	1.65%	7.78%	4.20%	4.71%	9.90%	9.18%
Jun 2023	5.41%	0.55%	5.95%	0.50%	6.46%	1.41%	7.84%	3.86%	4.13%	9.20%	9.17%
May 2023	5.77%	0.59%	6.36%	0.56%	6.91%	1.28%	8.72%	4.18%	5.26%	8.83%	9.33%
Apr 2023	5.89%	0.71%	6.60%	0.72%	7.32%	1.99%	8.94%	4.47%	4.92%	8.38%	11.93%
Mar 2023	5.59%	0.77%	6.37%	0.70%	7.07%	1.54%	8.38%	5.90%	4.45%	9.69%	10.84%
Feb 2023	5.26%	0.72%	5.98%	0.51%	6.49%	1.27%	7.52%	6.29%	4.15%	9.16%	9.03%
Jan 2023	6.24%	0.72%	6.96%	0.77%	7.73%	1.22%	8.94%	6.79%	6.11%	9.92%	11.44%
2023	5.77%	0.69%	6.46%	0.71%	7.17%	1.49%	8.32%	5.15%	5.69%	9.97%	10.18%
Dec 2022	6.98%	1.06%	8.04%	1.33%	9.37%	2.04%	10.19%	9.30%	8.44%	11.88%	13.01%
Nov 2022	5.65%	0.67%	6.32%	0.88%	7.20%	1.74%	8.18%	5.48%	5.54%	9.06%	12.17%
Oct 2022	6.13%	0.66%	6.79%	0.82%	7.61%	2.24%	8.21%	6.15%	6.60%	10.37%	10.60%
Sep 2022	6.07%	0.69%	6.76%	1.10%	7.86%	1.08%	9.10%	6.06%	6.25%	11.13%	10.61%
Aug 2022	6.40%	0.63%	7.03%	1.10%	8.13%	1.70%	9.23%	6.16%	6.42%	10.80%	12.51%
Jul 2022	6.35%	0.68%	7.03%	2.30%	9.33%	2.55%	10.10%	8.39%	7.24%	11.57%	15.51%
Jun 2022	5.79%	0.63%	6.42%	2.30%	8.72%	3.24%	9.73%	8.11%	6.17%	10.66%	13.74%
May 2022	5.54%	0.81%	6.35%	1.25%	7.61%	1.30%	8.09%	7.93%	5.99%	10.58%	11.92%
Apr 2022	6.20%	0.68%	6.89%	2.45%	9.34%	1.96%	10.24%	7.77%	7.73%	12.20%	13.87%
Mar 2022	6.44%	0.72%	7.16%	4.59%	11.75%	3.85%	13.49%	10.92%	10.72%	14.18%	13.40%
Feb 2022	5.79%	0.56%	6.36%	3.78%	10.13%	3.56%	11.61%	7.84%	8.55%	13.78%	11.49%
Jan 2022	5.39%	0.51%	5.90%	6.35%	12.25%	3.42%	13.53%	9.22%	9.90%	17.13%	16.40%
2022	6.06%	0.69%	6.75%	2.36%	9.11%	2.38%	10.15%	7.79%	7.46%	11.92%	12.94%
Dec 2021	5.62%	0.59%	6.20%	3.23%	9.43%	1.91%	10.01%	7.16%	9.05%	13.34%	12.76%
Nov 2021	6.83%	1.01%	7.84%	1.92%	9.76%	1.62%	10.97%	6.60%	9.06%	13.67%	14.11%
Oct 2021	6.16%	0.69%	6.86%	1.68%	8.54%	1.69%	9.17%	6.14%	5.72%	12.86%	14.35%
Sep 2021	5.88%	0.61%	6.49%	1.17%	7.66%	1.75%	8.53%	5.08%	5.08%	11.65%	12.77%
Aug 2021	5.73%	0.66%	6.38%	1.11%	7.49%	1.11%	8.76%	4.11%	4.90%	11.72%	10.88%
Jul 2021	5.11%	0.59%	5.70%	0.74%	6.43%	1.28%	6.85%	3.72%	4.45%	10.97%	9.58%
Jun 2021	4.80%	0.46%	5.26%	0.67%	5.93%	1.34%	6.55%	3.06%	4.72%	9.23%	9.02%
May 2021	3.93%	0.41%	4.34%	0.54%	4.88%	0.70%	5.26%	2.55%	4.64%	8.34%	5.68%
Apr 2021	4.37%	0.46%	4.83%	0.82%	5.65%	0.80%	6.36%	1.99%	5.92%	8.60%	7.27%
Mar 2021	4.66%	0.43%	5.08%	1.39%	6.48%	0.48%	7.91%	2.33%	5.10%	9.77%	9.43%
Feb 2021	5.56%	0.66%	6.22%	3.20%	9.42%	1.68%	11.93%	4.16%	6.58%	12.23%	14.83%
Jan 2021	5.30%	0.37%	5.66%	8.45%	14.12%	6.22%	17.87%	6.88%	9.28%	15.38%	19.95%
2021	5.35%	0.58%	5.93%	2.07%	8.00%	1.71%	9.19%	4.50%	6.24%	11.53%	11.75%

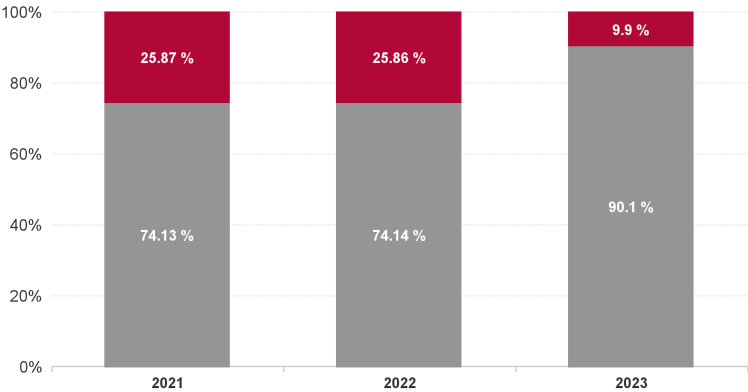
Year / Month	Certified absence	Self-certified absence	Non Covid-19 absence	Covid-19 absence	Total absence rate	Croom Orthopaedic Hospital	Ennis Hospital	Nenagh Hospital	St. John's Hospital Limerick	UH Limerick	UMH Limerick	University of Limerick Hospital Group
Jan 2024	5.77%	0.75%	6.51%	0.77%	7.29%	8.99%	9.20%	8.06%	7.79%	6.66%	9.39%	7.29%
2024	5.77%	0.75%	6.51%	0.77%	7.29%	8.99%	9.20%	8.06%	7.79%	6.66%	9.39%	7.29%
Dec 2023	6.24%	0.84%	7.09%	0.62%	7.70%	10.49%	8.63%	8.46%	8.10%	7.06%	9.97%	7.70%
Nov 2023	5.52%	0.70%	6.22%	0.59%	6.81%	8.13%	8.84%	8.05%	7.96%	6.04%	9.36%	6.81%
Oct 2023	5.78%	0.76%	6.54%	0.85%	7.39%	9.45%	9.29%	8.70%	8.17%	6.62%	9.94%	7.39%
Sep 2023	5.90%	0.65%	6.55%	1.02%	7.57%	8.85%	8.96%	7.00%	8.92%	7.22%	7.97%	7.57%
Aug 2023	6.06%	0.68%	6.73%	1.14%	7.88%	9.58%	11.05%	8.33%	8.45%	7.05%	11.33%	7.88%
Jul 2023	5.56%	0.62%	6.18%	0.51%	6.69%	9.34%	6.16%	7.82%	5.54%	6.15%	10.23%	6.69%
Jun 2023	5.41%	0.55%	5.95%	0.50%	6.46%	7.71%	7.37%	7.56%	4.18%	6.01%	10.44%	6.46%
May 2023	5.77%	0.59%	6.36%	0.56%	6.91%	7.70%	8.11%	8.30%	5.43%	6.56%	9.13%	6.91%
Apr 2023	5.89%	0.71%	6.60%	0.72%	7.32%	6.93%	8.97%	10.22%	6.42%	7.08%	7.49%	7.32%
Mar 2023	5.59%	0.77%	6.37%	0.70%	7.07%	8.37%	7.36%	8.01%	7.60%	6.77%	7.32%	7.07%
Feb 2023	5.26%	0.72%	5.98%	0.51%	6.49%	8.20%	6.76%	7.28%	7.90%	5.91%	8.23%	6.49%
Jan 2023	6.24%	0.72%	6.96%	0.77%	7.73%	8.83%	8.83%	9.35%	8.16%	7.11%	10.26%	7.73%
2023	5.77%	0.69%	6.46%	0.71%	7.17%	8.63%	8.38%	8.25%	7.23%	6.63%	9.33%	7.17%
Dec 2022	6.98%	1.06%	8.04%	1.33%	9.37%	9.32%	10.24%	9.66%	10.69%	8.86%	12.00%	9.37%
Nov 2022	5.65%	0.67%	6.32%	0.88%	7.20%	7.60%	7.13%	6.86%	9.33%	6.79%	8.95%	7.20%
Oct 2022	6.13%	0.66%	6.79%	0.82%	7.61%	7.75%	8.42%	7.20%	7.91%	7.34%	9.54%	7.61%
Sep 2022	6.07%	0.69%	6.76%	1.10%	7.86%	10.63%	8.54%	6.64%	8.03%	7.36%	10.73%	7.86%
Aug 2022	6.40%	0.63%	7.03%	1.10%	8.13%	10.38%	9.23%	8.31%	7.50%	7.62%	11.07%	8.13%
Jul 2022	6.35%	0.68%	7.03%	2.30%	9.33%	11.39%	10.12%	9.81%	8.28%	8.88%	12.15%	9.33%
Jun 2022	5.79%	0.63%	6.42%	2.30%	8.72%	10.89%	8.78%	10.34%	11.60%	7.97%	10.00%	8.72%
May 2022	5.54%	0.81%	6.35%	1.25%	7.61%	9.34%	7.12%	7.07%	11.47%	6.93%	9.60%	7.61%
Apr 2022	6.20%	0.68%	6.89%	2.45%	9.34%	7.34%	8.20%	10.49%	14.16%	8.72%	11.54%	9.34%
Mar 2022	6.44%	0.72%	7.16%	4.59%	11.75%	11.90%	13.13%	11.45%	11.58%	11.41%	14.20%	11.75%
Feb 2022	5.79%	0.56%	6.36%	3.78%	10.13%	7.47%	10.98%	12.87%	16.92%	9.02%	13.29%	10.13%
Jan 2022	5.39%	0.51%	5.90%	6.35%	12.25%	13.03%	17.02%	14.94%	14.80%	11.23%	13.76%	12.25%
2022	6.06%	0.69%	6.75%	2.36%	9.11%	9.75%	9.88%	9.58%	10.94%	8.51%	11.44%	9.11%
Dec 2021	5.62%	0.59%	6.20%	3.23%	9.43%	10.70%	10.77%	7.61%	14.80%	8.45%	12.60%	9.43%
Nov 2021	6.83%	1.01%	7.84%	1.92%	9.76%	9.99%	13.57%	8.53%	11.67%	8.92%	14.28%	9.76%
Oct 2021	6.16%	0.69%	6.86%	1.68%	8.54%	9.83%	9.83%	7.00%	10.11%	7.95%	12.05%	8.54%
Sep 2021	5.88%	0.61%	6.49%	1.17%	7.66%	10.98%	7.73%	6.65%	8.27%	7.09%	10.73%	7.66%
Aug 2021	5.73%	0.66%	6.38%	1.11%	7.49%	10.54%	6.81%	6.33%	7.40%	6.76%	12.88%	7.49%
Jul 2021	5.11%	0.59%	5.70%	0.74%	6.43%	8.52%	7.96%	6.73%	6.11%	5.69%	10.75%	6.43%
Jun 2021	4.80%	0.46%	5.26%	0.67%	5.93%	7.55%	6.14%	7.01%	5.17%	5.42%	9.14%	5.93%
May 2021	3.93%	0.41%	4.34%	0.54%	4.88%	5.64%	4.60%	6.00%	5.43%	4.41%	7.33%	4.88%
Apr 2021	4.37%	0.46%	4.83%	0.82%	5.65%	7.73%	5.51%	6.33%	6.44%	5.08%	8.21%	5.65%
Mar 2021	4.66%	0.43%	5.08%	1.39%	6.48%	9.72%	6.38%	8.46%	8.34%	5.77%	8.07%	6.48%
Feb 2021	5.56%	0.66%	6.22%	3.20%	9.42%	14.80%	8.72%	21.68%	11.36%	8.09%	8.28%	9.42%
Jan 2021	5.30%	0.37%	5.66%	8.45%	14.12%	19.13%	12.81%	21.00%	21.10%	12.87%	12.64%	14.12%

2021	5.35%	0.58%	5.93%	2.07%	8.00%	10.30%	8.50%	9.47%	9.77%	7.22%	10.55%	8.00%
------	-------	-------	-------	-------	-------	--------	-------	-------	-------	-------	--------	-------

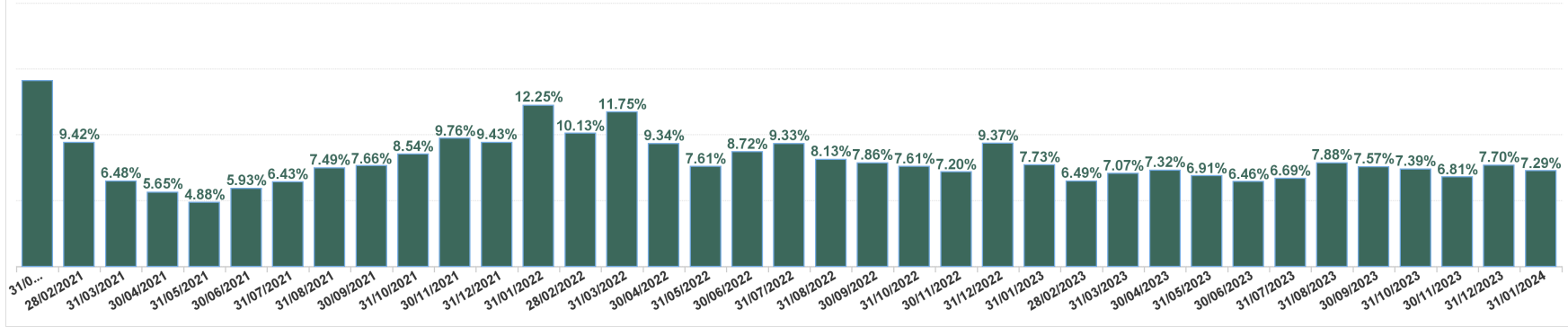
Total Absence Rate



% of Absence Non Covid-19 / Covid-19



Total Absence Rate



Year / Month	Certified absence	Self- certified absence	Non Covid-19 absence	Covid-19 absence	Total absence rate	Health Service Executive	Section 38 Hospitals	University of Limerick Hospital Group
Jan 2024	5.77%	0.75%	6.51%	0.77%	7.29%	7.25%	7.79%	7.29%
2024	5.77%	0.75%	6.51%	0.77%	7.29%	7.25%	7.79%	7.29%
Dec 2023	6.24%	0.84%	7.09%	0.62%	7.70%	7.67%	8.10%	7.70%
Nov 2023	5.52%	0.70%	6.22%	0.59%	6.81%	6.72%	7.96%	6.81%
Oct 2023	5.78%	0.76%	6.54%	0.85%	7.39%	7.33%	8.17%	7.39%
Sep 2023	5.90%	0.65%	6.55%	1.02%	7.57%	7.46%	8.92%	7.57%
Aug 2023	6.06%	0.68%	6.73%	1.14%	7.88%	7.83%	8.45%	7.88%
Jul 2023	5.56%	0.62%	6.18%	0.51%	6.69%	6.78%	5.54%	6.69%
Jun 2023	5.41%	0.55%	5.95%	0.50%	6.46%	6.66%	4.18%	6.46%
May 2023	5.77%	0.59%	6.36%	0.56%	6.91%	7.04%	5.43%	6.91%
Apr 2023	5.89%	0.71%	6.60%	0.72%	7.32%	7.40%	6.42%	7.32%
Mar 2023	5.59%	0.77%	6.37%	0.70%	7.07%	7.02%	7.60%	7.07%
Feb 2023	5.26%	0.72%	5.98%	0.51%	6.49%	6.37%	7.90%	6.49%
Jan 2023	6.24%	0.72%	6.96%	0.77%	7.73%	7.69%	8.16%	7.73%
2023	5.77%	0.69%	6.46%	0.71%	7.17%	7.17%	7.23%	7.17%
Dec 2022	6.98%	1.06%	8.04%	1.33%	9.37%	9.26%	10.69%	9.37%
Nov 2022	5.65%	0.67%	6.32%	0.88%	7.20%	7.03%	9.33%	7.20%
Oct 2022	6.13%	0.66%	6.79%	0.82%	7.61%	7.59%	7.91%	7.61%
Sep 2022	6.07%	0.69%	6.76%	1.10%	7.86%	7.85%	8.03%	7.86%
Aug 2022	6.40%	0.63%	7.03%	1.10%	8.13%	8.19%	7.50%	8.13%
Jul 2022	6.35%	0.68%	7.03%	2.30%	9.33%	9.42%	8.28%	9.33%
Jun 2022	5.79%	0.63%	6.42%	2.30%	8.72%	8.50%	11.60%	8.72%
May 2022	5.54%	0.81%	6.35%	1.25%	7.61%	7.32%	11.47%	7.61%
Apr 2022	6.20%	0.68%	6.89%	2.45%	9.34%	8.95%	14.16%	9.34%
Mar 2022	6.44%	0.72%	7.16%	4.59%	11.75%	11.77%	11.58%	11.75%
Feb 2022	5.79%	0.56%	6.36%	3.78%	10.13%	9.60%	16.92%	10.13%
Jan 2022	5.39%	0.51%	5.90%	6.35%	12.25%	12.05%	14.80%	12.25%
2022	6.06%	0.69%	6.75%	2.36%	9.11%	8.96%	10.94%	9.11%
Dec 2021	5.62%	0.59%	6.20%	3.23%	9.43%	8.99%	14.80%	9.43%
Nov 2021	6.83%	1.01%	7.84%	1.92%	9.76%	9.64%	11.67%	9.76%
Oct 2021	6.16%	0.69%	6.86%	1.68%	8.54%	8.43%	10.11%	8.54%
Sep 2021	5.88%	0.61%	6.49%	1.17%	7.66%	7.62%	8.27%	7.66%
Aug 2021	5.73%	0.66%	6.38%	1.11%	7.49%	7.49%	7.40%	7.49%
Jul 2021	5.11%	0.59%	5.70%	0.74%	6.43%	6.46%	6.11%	6.43%
Jun 2021	4.80%	0.46%	5.26%	0.67%	5.93%	5.99%	5.17%	5.93%
May 2021	3.93%	0.41%	4.34%	0.54%	4.88%	4.84%	5.43%	4.88%
Apr 2021	4.37%	0.46%	4.83%	0.82%	5.65%	5.59%	6.44%	5.65%
Mar 2021	4.66%	0.43%	5.08%	1.39%	6.48%	6.35%	8.34%	6.48%
Feb 2021	5.56%	0.66%	6.22%	3.20%	9.42%	9.28%	11.36%	9.42%
Jan 2021	5.30%	0.37%	5.66%	8.45%	14.12%	13.61%	21.10%	14.12%
2021	5.35%	0.58%	5.93%	2.07%	8.00%	7.87%	9.77%	8.00%

