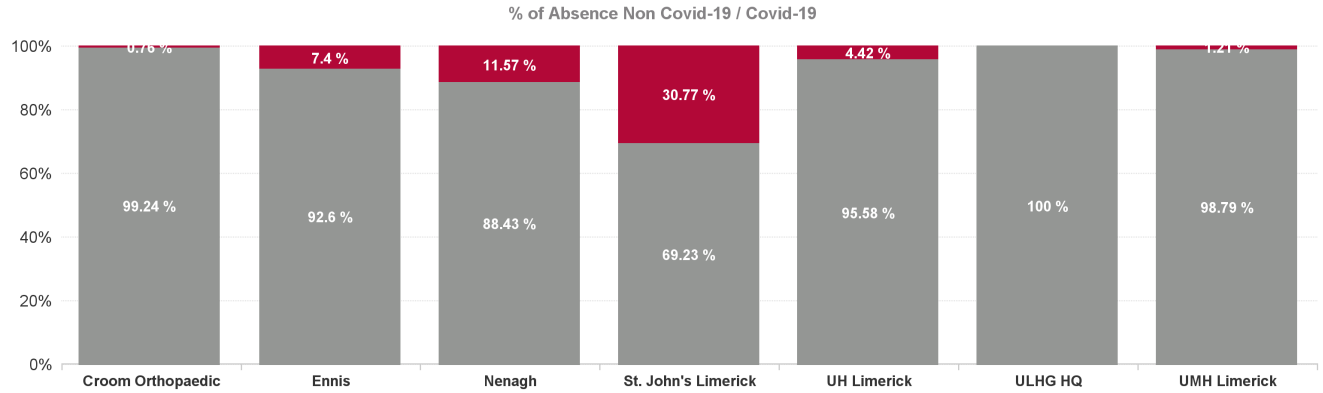
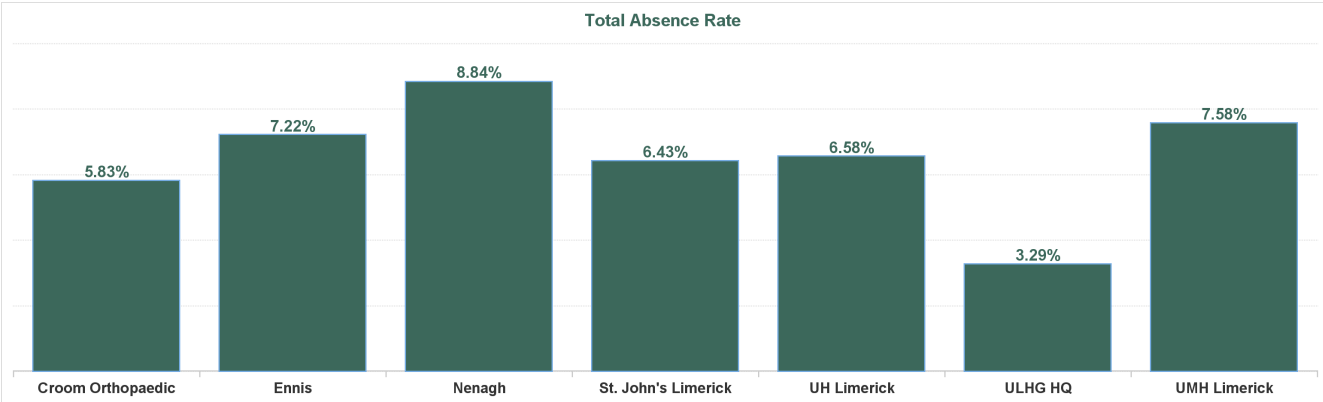


May 2024

Health Service Absence Rate - by Staff Category: May 2024	Certified absence	Self- certified absence	Non Covid-19 absence	Covid-19 absence	Total absence rate	% Non Covid-19 absence	% Covid-19 absence
University of Limerick Hospital Group	5.62%	0.68%	6.30%	0.45%	6.75%	93.36%	6.64%
Medical & Dental	1.18%	0.24%	1.42%	0.03%	1.44%	98.08%	1.92%
Nursing & Midwifery	5.64%	0.94%	6.57%	0.55%	7.12%	92.30%	7.70%
Health & Social Care Professionals	4.28%	0.59%	4.87%	0.27%	5.15%	94.69%	5.31%
Management & Administrative	5.64%	0.46%	6.11%	0.37%	6.48%	94.23%	5.77%
General Support	8.66%	0.70%	9.35%	0.90%	10.26%	91.18%	8.82%
Patient & Client Care	8.28%	0.63%	8.91%	0.21%	9.12%	97.67%	2.33%

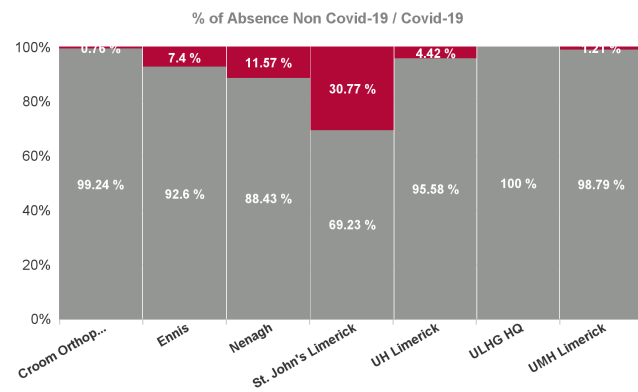
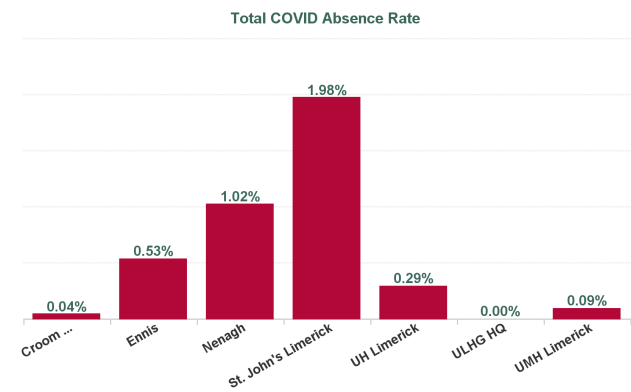
Health Service Absence Rate - by Care Group: May 2024	Certified absence	Self- certified absence	Non Covid-19 absence	Covid-19 absence	Total absence rate	% Non Covid-19 absence	% Covid-19 absence
University of Limerick Hospital Group	5.62%	0.68%	6.30%	0.45%	6.75%	93.36%	6.64%
Croom Orthopaedic	5.37%	0.42%	5.79%	0.04%	5.83%	99.24%	0.76%
Ennis	5.85%	0.84%	6.69%	0.53%	7.22%	92.60%	7.40%
Nenagh	7.01%	0.81%	7.82%	1.02%	8.84%	88.43%	11.57%
St. John's Limerick	4.00%	0.45%	4.45%	1.98%	6.43%	69.23%	30.77%
UH Limerick	5.56%	0.73%	6.29%	0.29%	6.58%	95.58%	4.42%
ULHG HQ	3.29%	0.00%	3.29%	0.00%	3.29%	100.00%	0.00%
UMH Limerick	6.96%	0.52%	7.49%	0.09%	7.58%	98.79%	1.21%



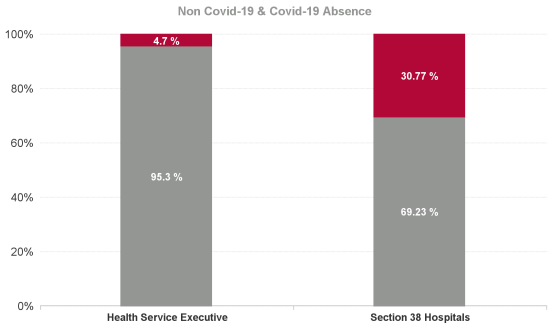
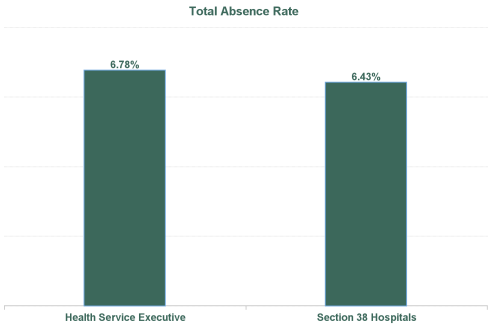
May 2024

Health Service Absence Rate - by Hospital : May 2024	Certified absence	Self-certified absence	Non Covid-19 absence	Covid-19 absence	Total absence rate	Medical & Dental	Nursing & Midwifery	Health & Social Care Professionals	Management & Administrative	General Support	Patient & Client Care
University of Limerick Hospital Group	5.62%	0.68%	6.30%	0.45%	6.75%	1.44%	7.12%	5.15%	6.48%	10.26%	9.12%
Croom Orthopaedic	5.37%	0.42%	5.79%	0.04%	5.83%	1.60%	7.56%	3.19%	4.28%	10.10%	3.19%
Ennis	5.85%	0.84%	6.69%	0.53%	7.22%	3.44%	5.01%	4.23%	9.29%	12.81%	9.82%
Nenagh	7.01%	0.81%	7.82%	1.02%	8.84%	10.01%	6.93%	7.04%	7.71%	9.30%	13.98%
St. John's Limerick	4.00%	0.45%	4.45%	1.98%	6.43%	0.51%	5.87%	1.77%	4.68%	21.23%	4.27%
UH Limerick	5.56%	0.73%	6.29%	0.29%	6.58%	1.09%	7.55%	5.45%	6.77%	8.33%	10.13%
ULHG HQ	3.29%	0.00%	3.29%	0.00%	3.29%		0.00%		3.44%		
UMH Limerick	6.96%	0.52%	7.49%	0.09%	7.58%	0.76%	6.45%	0.51%	6.06%	17.97%	11.65%

Health Service Absence Rate - by Staff Category & Hospital: May 2024	Non Covid-19 absence	Covid-19 absence	Total absence rate	Medical & Dental	Nursing & Midwifery	Health & Social Care Professionals	Management & Administrative	General Support	Patient & Client Care
University of Limerick Hospital Group	6.30%	0.45%	0.45%	0.03%	0.55%	0.27%	0.37%	0.90%	0.21%
Croom Orthopaedic	5.79%	0.04%	5.83%	0.00%	0.00%	0.00%	0.00%	0.00%	0.19%
Ennis	6.69%	0.53%	7.22%	0.85%	0.95%	0.63%	0.00%	0.00%	0.00%
Nenagh	7.82%	1.02%	8.84%	0.00%	1.79%	2.74%	0.00%	0.00%	0.39%
St. John's Limerick	4.45%	1.98%	6.43%	0.00%	1.94%	0.00%	0.70%	9.27%	0.00%
UH Limerick	6.29%	0.29%	6.58%	0.00%	0.35%	0.14%	0.43%	0.45%	0.18%
ULHG HQ	3.29%	0.00%	3.29%		0.00%		0.00%		
UMH Limerick	7.49%	0.09%	7.58%	0.00%	0.06%	0.00%	0.00%	0.00%	0.73%



Health Service Absence Rate - by Admin : May 2024	Certified absence	Self-certified absence	Non Covid-19 absence	Covid-19 absence	Total absence rate	Medical & Dental	Nursing & Midwifery	Health & Social Care Professionals	Management & Administrative	General Support	Patient & Client Care
University of Limerick Hospital Group	5.62%	0.68%	6.30%	0.45%	6.75%	1.44%	7.12%	5.15%	6.48%	10.26%	9.12%
Croom Orthopaedic	5.37%	0.42%	5.79%	0.04%	5.83%	1.60%	7.56%	3.19%	4.28%	10.10%	3.19%
Ennis	5.85%	0.84%	6.69%	0.53%	7.22%	3.44%	5.01%	4.23%	9.29%	12.81%	9.82%
Nenagh	7.01%	0.81%	7.82%	1.02%	8.84%	10.01%	6.93%	7.04%	7.71%	9.30%	13.98%
UH Limerick	5.56%	0.73%	6.29%	0.29%	6.58%	1.09%	7.55%	5.45%	6.77%	8.33%	10.13%
ULHG HQ	3.29%	0.00%	3.29%	0.00%	3.29%		0.00%		3.44%		
UMH Limerick	6.96%	0.52%	7.49%	0.09%	7.58%	0.76%	6.45%	0.51%	6.06%	17.97%	11.65%
Health Service Executive	5.76%	0.70%	6.46%	0.32%	6.78%	1.49%	7.23%	5.40%	6.69%	9.51%	9.67%
St. John's Limerick	4.00%	0.45%	4.45%	1.98%	6.43%	0.51%	5.87%	1.77%	4.68%	21.23%	4.27%
Section 38 Hospitals	4.00%	0.45%	4.45%	1.98%	6.43%	0.51%	5.87%	1.77%	4.68%	21.23%	4.27%



Health Service Absence Rate - by Staff Category: May 2024	Certified absence	Self-certified absence	Non Covid-19 absence	Covid-19 absence	Total absence rate	% Non Covid-19 absence	% Covid-19 absence
Croom Orthopaedic	5.37%	0.42%	5.79%	0.04%	5.83%	99.24%	0.76%
Medical & Dental	1.43%	0.17%	1.60%	0.00%	1.60%	100.00%	0.00%
Nursing & Midwifery	6.92%	0.65%	7.56%	0.00%	7.56%	100.00%	0.00%
Health & Social Care Professionals	3.19%	0.00%	3.19%	0.00%	3.19%	100.00%	0.00%
Management & Administrative	3.78%	0.50%	4.28%	0.00%	4.28%	100.00%	0.00%
General Support	10.10%	0.00%	10.10%	0.00%	10.10%	100.00%	0.00%
Patient & Client Care	2.62%	0.38%	3.00%	0.19%	3.19%	94.10%	5.90%

Health Service Absence Rate - by Staff Category: May 2024	Certified absence	Self-certified absence	Non Covid-19 absence	Covid-19 absence	Total absence rate	% Non Covid-19 absence	% Covid-19 absence
Ennis	5.85%	0.84%	6.69%	0.53%	7.22%	92.60%	7.40%
Medical & Dental	1.56%	1.04%	2.59%	0.85%	3.44%	75.31%	24.69%
Nursing & Midwifery	3.19%	0.86%	4.06%	0.95%	5.01%	80.96%	19.04%
Health & Social Care Professionals	2.76%	0.84%	3.60%	0.63%	4.23%	85.11%	14.89%
Management & Administrative	8.66%	0.63%	9.29%	0.00%	9.29%	100.00%	0.00%
General Support	11.89%	0.92%	12.81%	0.00%	12.81%	100.00%	0.00%
Patient & Client Care	9.14%	0.68%	9.82%	0.00%	9.82%	100.00%	0.00%

--	--	--	--	--	--	--	--

Health Service Absence Rate - by Staff Category: May 2024	Certified absence	Self-certified absence	Non Covid-19 absence	Covid-19 absence	Total absence rate	% Non Covid-19 absence	% Covid-19 absence
Nenagh	7.01%	0.81%	7.82%	1.02%	8.84%	88.43%	11.57%
Medical & Dental	9.82%	0.19%	10.01%	0.00%	10.01%	100.00%	0.00%
Nursing & Midwifery	4.16%	0.98%	5.14%	1.79%	6.93%	74.18%	25.82%
Health & Social Care Professionals	2.76%	1.54%	4.30%	2.74%	7.04%	61.05%	38.95%
Management & Administrative	7.35%	0.36%	7.71%	0.00%	7.71%	100.00%	0.00%
General Support	8.35%	0.95%	9.30%	0.00%	9.30%	100.00%	0.00%
Patient & Client Care	13.02%	0.57%	13.59%	0.39%	13.98%	97.24%	2.76%

Health Service Absence Rate - by Staff Category: May 2024	Certified absence	Self-certified absence	Non Covid-19 absence	Covid-19 absence	Total absence rate	% Non Covid-19 absence	% Covid-19 absence
St. John's Limerick	4.00%	0.45%	4.45%	1.98%	6.43%	69.23%	30.77%
Medical & Dental	0.51%	0.00%	0.51%	0.00%	0.51%	100.00%	0.00%
Nursing & Midwifery	3.27%	0.65%	3.93%	1.94%	5.87%	66.91%	33.09%
Health & Social Care Professionals	1.48%	0.30%	1.77%	0.00%	1.77%	100.00%	0.00%
Management & Administrative	3.63%	0.34%	3.97%	0.70%	4.68%	84.94%	15.06%
General Support	11.73%	0.23%	11.96%	9.27%	21.23%	56.33%	43.67%

Patient & Client Care	3.71%	0.56%	4.27%	0.00%	4.27%	100.00%	0.00%

Health Service Absence Rate - by Staff Category: May 2024	Certified absence	Self-certified absence	Non Covid-19 absence	Covid-19 absence	Total absence rate	% Non Covid-19 absence	% Covid-19 absence
UH Limerick	5.56%	0.73%	6.29%	0.29%	6.58%	95.58%	4.42%
Medical & Dental	0.87%	0.22%	1.09%	0.00%	1.09%	100.00%	0.00%
Nursing & Midwifery	6.16%	1.04%	7.20%	0.35%	7.55%	95.43%	4.57%
Health & Social Care Professionals	4.74%	0.56%	5.31%	0.14%	5.45%	97.37%	2.63%
Management & Administrative	5.80%	0.53%	6.33%	0.43%	6.77%	93.58%	6.42%
General Support	7.11%	0.77%	7.88%	0.45%	8.33%	94.59%	5.41%
Patient & Client Care	9.21%	0.73%	9.95%	0.18%	10.13%	98.22%	1.78%

Health Service Absence Rate - by Staff Category: May 2024	Certified absence	Self-certified absence	Non Covid-19 absence	Covid-19 absence	Total absence rate	% Non Covid-19 absence	% Covid-19 absence
ULHG HQ	3.29%	0.00%	3.29%	0.00%	3.29%	100.00%	0.00%
Medical & Dental	#DIV/0	#DIV/0	#DIV/0	#DIV/0	#DIV/0		
Nursing & Midwifery	0.00%	0.00%	0.00%	0.00%	0.00%	#DIV/0	#DIV/0
Health & Social Care Professionals	#DIV/0	#DIV/0	#DIV/0	#DIV/0	#DIV/0		
Management & Administrative	3.44%	0.00%	3.44%	0.00%	3.44%	100.00%	0.00%

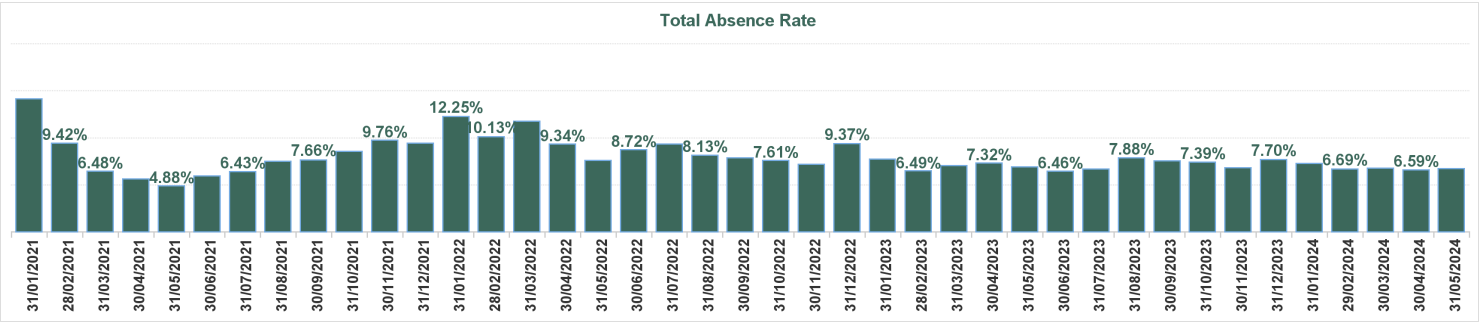
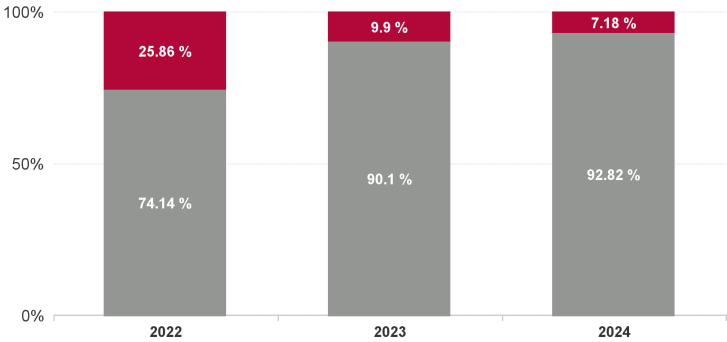
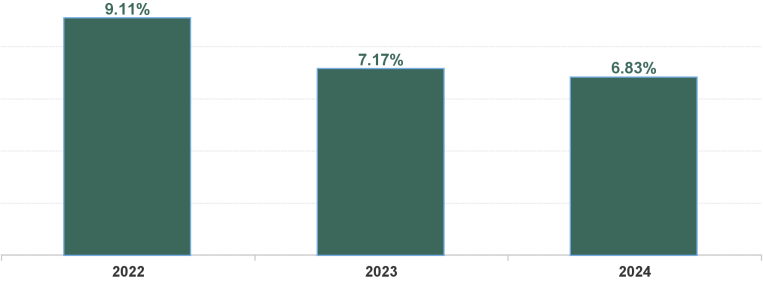
General Support	#DIV/0	#DIV/0	#DIV/0	#DIV/0	#DIV/0		
Patient & Client Care	#DIV/0	#DIV/0	#DIV/0	#DIV/0	#DIV/0		

Health Service Absence Rate - by Staff Category: May 2024	Certified absence	Self-certified absence	Non Covid-19 absence	Covid-19 absence	Total absence rate	% Non Covid-19 absence	% Covid-19 absence
UMH Limerick	6.96%	0.52%	7.49%	0.09%	7.58%	98.79%	1.21%
Medical & Dental	0.48%	0.28%	0.76%	0.00%	0.76%	100.00%	0.00%
Nursing & Midwifery	5.67%	0.71%	6.38%	0.06%	6.45%	99.03%	0.97%
Health & Social Care Professionals	0.00%	0.51%	0.51%	0.00%	0.51%	100.00%	0.00%
Management & Administrative	6.06%	0.00%	6.06%	0.00%	6.06%	100.00%	0.00%
General Support	17.52%	0.45%	17.97%	0.00%	17.97%	100.00%	0.00%
Patient & Client Care	10.46%	0.46%	10.92%	0.73%	11.65%	93.73%	6.27%

Year / Month	Certified absence	Self-certified absence	Non Covid-19 absence	Covid-19 absence	Total absence rate	Medical & Dental	Nursing & Midwifery	Health & Social Care Professionals	Management & Administrative	General Support	Patient & Client Care
May 2024	5.62%	0.68%	6.30%	0.45%	6.75%	1.44%	7.12%	5.15%	6.48%	10.26%	9.12%
Apr 2024	5.57%	0.68%	6.25%	0.34%	6.59%	1.28%	7.02%	4.58%	5.73%	10.74%	9.03%
Mar 2024	5.67%	0.73%	6.40%	0.40%	6.80%	1.53%	7.14%	4.17%	5.75%	11.21%	9.63%
Feb 2024	5.46%	0.76%	6.22%	0.47%	6.69%	1.49%	7.33%	4.06%	5.76%	10.53%	9.34%
Jan 2024	5.77%	0.75%	6.51%	0.77%	7.29%	1.21%	7.66%	5.74%	6.54%	11.55%	10.49%
2024	5.62%	0.72%	6.34%	0.49%	6.83%	1.39%	7.26%	4.77%	6.07%	10.86%	9.53%
Dec 2023	6.24%	0.84%	7.09%	0.62%	7.70%	1.04%	8.32%	6.20%	7.53%	10.53%	10.89%
Nov 2023	5.52%	0.70%	6.22%	0.59%	6.81%	1.41%	7.38%	4.63%	6.86%	10.11%	9.19%
Oct 2023	5.78%	0.76%	6.54%	0.85%	7.39%	1.51%	8.14%	5.38%	7.17%	10.91%	9.65%
Sep 2023	5.90%	0.65%	6.55%	1.02%	7.57%	1.63%	8.35%	4.90%	6.93%	11.50%	10.59%
Aug 2023	6.06%	0.68%	6.73%	1.14%	7.88%	1.83%	9.42%	4.93%	5.80%	11.54%	11.07%
Jul 2023	5.56%	0.62%	6.18%	0.51%	6.69%	1.65%	7.78%	4.20%	4.71%	9.90%	9.18%
Jun 2023	5.41%	0.55%	5.95%	0.50%	6.46%	1.41%	7.84%	3.86%	4.13%	9.20%	9.17%
May 2023	5.77%	0.59%	6.36%	0.56%	6.91%	1.28%	8.72%	4.18%	5.26%	8.83%	9.33%
Apr 2023	5.89%	0.71%	6.60%	0.72%	7.32%	1.99%	8.94%	4.47%	4.92%	8.38%	11.93%
Mar 2023	5.59%	0.77%	6.37%	0.70%	7.07%	1.54%	8.38%	5.90%	4.45%	9.69%	10.84%
Feb 2023	5.26%	0.72%	5.98%	0.51%	6.49%	1.27%	7.52%	6.29%	4.15%	9.16%	9.03%
Jan 2023	6.24%	0.72%	6.96%	0.77%	7.73%	1.22%	8.94%	6.79%	6.11%	9.92%	11.44%
2023	5.77%	0.69%	6.46%	0.71%	7.17%	1.49%	8.32%	5.15%	5.69%	9.97%	10.18%
Dec 2022	6.98%	1.06%	8.04%	1.33%	9.37%	2.04%	10.19%	9.30%	8.44%	11.88%	13.01%
Nov 2022	5.65%	0.67%	6.32%	0.88%	7.20%	1.74%	8.18%	5.48%	5.54%	9.06%	12.17%
Oct 2022	6.13%	0.66%	6.79%	0.82%	7.61%	2.24%	8.21%	6.15%	6.60%	10.37%	10.60%
Sep 2022	6.07%	0.69%	6.76%	1.10%	7.86%	1.08%	9.10%	6.06%	6.25%	11.13%	10.61%
Aug 2022	6.40%	0.63%	7.03%	1.10%	8.13%	1.70%	9.23%	6.16%	6.42%	10.80%	12.51%
Jul 2022	6.35%	0.68%	7.03%	2.30%	9.33%	2.55%	10.10%	8.39%	7.24%	11.57%	15.51%
Jun 2022	5.79%	0.63%	6.42%	2.30%	8.72%	3.24%	9.73%	8.11%	6.17%	10.66%	13.74%
May 2022	5.54%	0.81%	6.35%	1.25%	7.61%	1.30%	8.09%	7.93%	5.99%	10.58%	11.92%
Apr 2022	6.20%	0.68%	6.89%	2.45%	9.34%	1.96%	10.24%	7.77%	7.73%	12.20%	13.87%
Mar 2022	6.44%	0.72%	7.16%	4.59%	11.75%	3.85%	13.49%	10.92%	10.72%	14.18%	13.40%
Feb 2022	5.79%	0.56%	6.36%	3.78%	10.13%	3.56%	11.61%	7.84%	8.55%	13.78%	11.49%
Jan 2022	5.39%	0.51%	5.90%	6.35%	12.25%	3.42%	13.53%	9.22%	9.90%	17.13%	16.40%
2022	6.06%	0.69%	6.75%	2.36%	9.11%	2.38%	10.15%	7.79%	7.46%	11.92%	12.94%
Dec 2021	5.62%	0.59%	6.20%	3.23%	9.43%	1.91%	10.01%	7.16%	9.05%	13.34%	12.76%
Nov 2021	6.83%	1.01%	7.84%	1.92%	9.76%	1.62%	10.97%	6.60%	9.06%	13.67%	14.11%
Oct 2021	6.16%	0.69%	6.86%	1.68%	8.54%	1.69%	9.17%	6.14%	5.72%	12.86%	14.35%
Sep 2021	5.88%	0.61%	6.49%	1.17%	7.66%	1.75%	8.53%	5.08%	5.08%	11.65%	12.77%
Aug 2021	5.73%	0.66%	6.38%	1.11%	7.49%	1.11%	8.76%	4.11%	4.90%	11.72%	10.88%
Jul 2021	5.11%	0.59%	5.70%	0.74%	6.43%	1.28%	6.85%	3.72%	4.45%	10.97%	9.58%
Jun 2021	4.80%	0.46%	5.26%	0.67%	5.93%	1.34%	6.55%	3.06%	4.72%	9.23%	9.02%
May 2021	3.93%	0.41%	4.34%	0.54%	4.88%	0.70%	5.26%	2.55%	4.64%	8.34%	5.68%
Apr 2021	4.37%	0.46%	4.83%	0.82%	5.65%	0.80%	6.36%	1.99%	5.92%	8.60%	7.27%
Mar 2021	4.66%	0.43%	5.08%	1.39%	6.48%	0.48%	7.91%	2.33%	5.10%	9.77%	9.43%
Feb 2021	5.56%	0.66%	6.22%	3.20%	9.42%	1.68%	11.93%	4.16%	6.58%	12.23%	14.83%
Jan 2021	5.30%	0.37%	5.66%	8.45%	14.12%	6.22%	17.87%	6.88%	9.28%	15.38%	19.95%
2021	5.35%	0.58%	5.93%	2.07%	8.00%	1.71%	9.19%	4.50%	6.24%	11.53%	11.75%

Year / Month	Certified absence	Self-certified absence	Non Covid-19 absence	Covid-19 absence	Total absence rate	Croom Orthopaedic Hospital	Ennis Hospital	Nenagh Hospital	St. John's Hospital Limerick	UH Limerick	UL Hospital Group Office Midwest	UMH Limerick	University of Limerick Hospital Group
May 2024	5.62%	0.68%	6.30%	0.45%	6.75%	5.83%	7.22%	8.84%	6.43%	6.58%	3.29%	7.58%	6.75%
Apr 2024	5.57%	0.68%	6.25%	0.34%	6.59%	6.55%	5.22%	6.39%	7.03%	6.35%	0.00%	9.80%	6.59%
Mar 2024	5.67%	0.73%	6.40%	0.40%	6.80%	8.51%	7.88%	7.25%	7.33%	6.25%		8.89%	6.80%
Feb 2024	5.46%	0.76%	6.22%	0.47%	6.69%	7.77%	7.70%	7.40%	6.88%	6.24%		8.59%	6.69%
Jan 2024	5.77%	0.75%	6.51%	0.77%	7.29%	8.99%	9.20%	8.06%	7.79%	6.66%		9.39%	7.29%
2024	5.62%	0.72%	6.34%	0.49%	6.83%	7.54%	7.46%	7.60%	7.09%	6.42%	1.68%	8.85%	6.83%
Dec 2023	6.24%	0.84%	7.09%	0.62%	7.70%	10.49%	8.63%	8.46%	8.10%	7.06%		9.97%	7.70%
Nov 2023	5.52%	0.70%	6.22%	0.59%	6.81%	8.13%	8.84%	8.05%	7.96%	6.04%		9.36%	6.81%
Oct 2023	5.78%	0.76%	6.54%	0.85%	7.39%	9.45%	9.29%	8.70%	8.17%	6.62%		9.94%	7.39%
Sep 2023	5.90%	0.65%	6.55%	1.02%	7.57%	8.85%	8.96%	7.00%	8.92%	7.22%		7.97%	7.57%
Aug 2023	6.06%	0.68%	6.73%	1.14%	7.88%	9.58%	11.05%	8.33%	8.45%	7.05%		11.33%	7.88%
Jul 2023	5.56%	0.62%	6.18%	0.51%	6.69%	9.34%	6.16%	7.82%	5.54%	6.15%		10.23%	6.69%
Jun 2023	5.41%	0.55%	5.95%	0.50%	6.46%	7.71%	7.37%	7.56%	4.18%	6.01%		10.44%	6.46%
May 2023	5.77%	0.59%	6.36%	0.56%	6.91%	7.70%	8.11%	8.30%	5.43%	6.56%		9.13%	6.91%
Apr 2023	5.89%	0.71%	6.60%	0.72%	7.32%	6.93%	8.97%	10.22%	6.42%	7.08%		7.49%	7.32%
Mar 2023	5.59%	0.77%	6.37%	0.70%	7.07%	8.37%	7.36%	8.01%	7.60%	6.77%		7.32%	7.07%
Feb 2023	5.26%	0.72%	5.98%	0.51%	6.49%	8.20%	6.76%	7.28%	7.90%	5.91%		8.23%	6.49%
Jan 2023	6.24%	0.72%	6.96%	0.77%	7.73%	8.83%	8.83%	9.35%	8.16%	7.11%		10.26%	7.73%
2023	5.77%	0.69%	6.46%	0.71%	7.17%	8.63%	8.38%	8.25%	7.23%	6.63%		9.33%	7.17%
Dec 2022	6.98%	1.06%	8.04%	1.33%	9.37%	9.32%	10.24%	9.66%	10.69%	8.86%		12.00%	9.37%
Nov 2022	5.65%	0.67%	6.32%	0.88%	7.20%	7.60%	7.13%	6.86%	9.33%	6.79%		8.95%	7.20%
Oct 2022	6.13%	0.66%	6.79%	0.82%	7.61%	7.75%	8.42%	7.20%	7.91%	7.34%		9.54%	7.61%
Sep 2022	6.07%	0.69%	6.76%	1.10%	7.86%	10.63%	8.54%	6.64%	8.03%	7.36%		10.73%	7.86%
Aug 2022	6.40%	0.63%	7.03%	1.10%	8.13%	10.38%	9.23%	8.31%	7.50%	7.62%		11.07%	8.13%
Jul 2022	6.35%	0.68%	7.03%	2.30%	9.33%	11.39%	10.12%	9.81%	8.28%	8.88%		12.15%	9.33%
Jun 2022	5.79%	0.63%	6.42%	2.30%	8.72%	10.89%	8.78%	10.34%	11.60%	7.97%		10.00%	8.72%
May 2022	5.54%	0.81%	6.35%	1.25%	7.61%	9.34%	7.12%	7.07%	11.47%	6.93%		9.60%	7.61%
Apr 2022	6.20%	0.68%	6.89%	2.45%	9.34%	7.34%	8.20%	10.49%	14.16%	8.72%		11.54%	9.34%
Mar 2022	6.44%	0.72%	7.16%	4.59%	11.75%	11.90%	13.13%	11.45%	11.58%	11.41%		14.20%	11.75%
Feb 2022	5.79%	0.56%	6.36%	3.78%	10.13%	7.47%	10.98%	12.87%	16.92%	9.02%		13.29%	10.13%
Jan 2022	5.39%	0.51%	5.90%	6.35%	12.25%	13.03%	17.02%	14.94%	14.80%	11.23%		13.76%	12.25%
2022	6.06%	0.69%	6.75%	2.36%	9.11%	9.75%	9.88%	9.58%	10.94%	8.51%		11.44%	9.11%
Dec 2021	5.62%	0.59%	6.20%	3.23%	9.43%	10.70%	10.77%	7.61%	14.80%	8.45%		12.60%	9.43%
Nov 2021	6.83%	1.01%	7.84%	1.92%	9.76%	9.99%	13.57%	8.53%	11.67%	8.92%		14.28%	9.76%
Oct 2021	6.16%	0.69%	6.86%	1.68%	8.54%	9.83%	9.83%	7.00%	10.11%	7.95%		12.05%	8.54%
Sep 2021	5.88%	0.61%	6.49%	1.17%	7.66%	10.98%	7.73%	6.65%	8.27%	7.09%		10.73%	7.66%
Aug 2021	5.73%	0.66%	6.38%	1.11%	7.49%	10.54%	6.81%	6.33%	7.40%	6.76%		12.88%	7.49%
Jul 2021	5.11%	0.59%	5.70%	0.74%	6.43%	8.52%	7.96%	6.73%	6.11%	5.69%		10.75%	6.43%
Jun 2021	4.80%	0.46%	5.26%	0.67%	5.93%	7.55%	6.14%	7.01%	5.17%	5.42%		9.14%	5.93%
May 2021	3.93%	0.41%	4.34%	0.54%	4.88%	5.64%	4.60%	6.00%	5.43%	4.41%		7.33%	4.88%

Apr 2021	4.37%	0.46%	4.83%	0.82%	5.65%	7.73%	5.51%	6.33%	6.44%	5.08%		8.21%	5.65%
Mar 2021	4.66%	0.43%	5.08%	1.39%	6.48%	9.72%	6.38%	8.46%	8.34%	5.77%		8.07%	6.48%
Total Absence Rate							8.72%	% of Absence Non Covid-19 / Covid-19					
							12.81%						
							8.50%						



Year / Month	Certified absence	Self-certified absence	Non Covid-19 absence	Covid-19 absence	Total absence rate	Health Service Executive	Section 38 Hospitals	University of Limerick Hospital Group
May 2024	5.62%	0.68%	6.30%	0.45%	6.75%	6.78%	6.43%	6.75%
Apr 2024	5.57%	0.68%	6.25%	0.34%	6.59%	6.56%	7.03%	6.59%
Mar 2024	5.67%	0.73%	6.40%	0.40%	6.80%	6.76%	7.33%	6.80%
Feb 2024	5.46%	0.76%	6.22%	0.47%	6.69%	6.67%	6.88%	6.69%
Jan 2024	5.77%	0.75%	6.51%	0.77%	7.29%	7.25%	7.79%	7.29%
2024	5.62%	0.72%	6.34%	0.49%	6.83%	6.81%	7.09%	6.83%
Dec 2023	6.24%	0.84%	7.09%	0.62%	7.70%	7.67%	8.10%	7.70%
Nov 2023	5.52%	0.70%	6.22%	0.59%	6.81%	6.72%	7.96%	6.81%
Oct 2023	5.78%	0.76%	6.54%	0.85%	7.39%	7.33%	8.17%	7.39%
Sep 2023	5.90%	0.65%	6.55%	1.02%	7.57%	7.46%	8.92%	7.57%
Aug 2023	6.06%	0.68%	6.73%	1.14%	7.88%	7.83%	8.45%	7.88%
Jul 2023	5.56%	0.62%	6.18%	0.51%	6.69%	6.78%	5.54%	6.69%
Jun 2023	5.41%	0.55%	5.95%	0.50%	6.46%	6.66%	4.18%	6.46%
May 2023	5.77%	0.59%	6.36%	0.56%	6.91%	7.04%	5.43%	6.91%
Apr 2023	5.89%	0.71%	6.60%	0.72%	7.32%	7.40%	6.42%	7.32%
Mar 2023	5.59%	0.77%	6.37%	0.70%	7.07%	7.02%	7.60%	7.07%
Feb 2023	5.26%	0.72%	5.98%	0.51%	6.49%	6.37%	7.90%	6.49%
Jan 2023	6.24%	0.72%	6.96%	0.77%	7.73%	7.69%	8.16%	7.73%
2023	5.77%	0.69%	6.46%	0.71%	7.17%	7.17%	7.23%	7.17%
Dec 2022	6.98%	1.06%	8.04%	1.33%	9.37%	9.26%	10.69%	9.37%
Nov 2022	5.65%	0.67%	6.32%	0.88%	7.20%	7.03%	9.33%	7.20%
Oct 2022	6.13%	0.66%	6.79%	0.82%	7.61%	7.59%	7.91%	7.61%
Sep 2022	6.07%	0.69%	6.76%	1.10%	7.86%	7.85%	8.03%	7.86%
Aug 2022	6.40%	0.63%	7.03%	1.10%	8.13%	8.19%	7.50%	8.13%
Jul 2022	6.35%	0.68%	7.03%	2.30%	9.33%	9.42%	8.28%	9.33%
Jun 2022	5.79%	0.63%	6.42%	2.30%	8.72%	8.50%	11.60%	8.72%
May 2022	5.54%	0.81%	6.35%	1.25%	7.61%	7.32%	11.47%	7.61%
Apr 2022	6.20%	0.68%	6.89%	2.45%	9.34%	8.95%	14.16%	9.34%
Mar 2022	6.44%	0.72%	7.16%	4.59%	11.75%	11.77%	11.58%	11.75%
Feb 2022	5.79%	0.56%	6.36%	3.78%	10.13%	9.60%	16.92%	10.13%
Jan 2022	5.39%	0.51%	5.90%	6.35%	12.25%	12.05%	14.80%	12.25%
2022	6.06%	0.69%	6.75%	2.36%	9.11%	8.96%	10.94%	9.11%
Dec 2021	5.62%	0.59%	6.20%	3.23%	9.43%	8.99%	14.80%	9.43%
Nov 2021	6.83%	1.01%	7.84%	1.92%	9.76%	9.64%	11.67%	9.76%
Oct 2021	6.16%	0.69%	6.86%	1.68%	8.54%	8.43%	10.11%	8.54%
Sep 2021	5.88%	0.61%	6.49%	1.17%	7.66%	7.62%	8.27%	7.66%
Aug 2021	5.73%	0.66%	6.38%	1.11%	7.49%	7.49%	7.40%	7.49%
Jul 2021	5.11%	0.59%	5.70%	0.74%	6.43%	6.46%	6.11%	6.43%
Jun 2021	4.80%	0.46%	5.26%	0.67%	5.93%	5.99%	5.17%	5.93%
May 2021	3.93%	0.41%	4.34%	0.54%	4.88%	4.84%	5.43%	4.88%
Apr 2021	4.37%	0.46%	4.83%	0.82%	5.65%	5.59%	6.44%	5.65%
Mar 2021	4.66%	0.43%	5.09%	1.39%	6.48%	6.35%	8.34%	6.48%

Total Absence Rate



31/10/2021	28/02/2021	31/03/2021	30/04/2021	31/05/2021	30/06/2021	31/07/2021	31/08/2021	30/09/2021	31/10/2021	30/11/2021	31/12/2021	28/02/2022	31/03/2022	30/04/2022	31/05/2022	30/06/2022	31/07/2022	31/08/2022	30/09/2022	31/10/2022	31/11/2022	31/12/2022	28/02/2023	31/03/2023	30/04/2023	31/05/2023	30/06/2023	31/07/2023	31/08/2023	30/09/2023	31/10/2023	30/11/2023	31/12/2023	29/02/2024	30/03/2024	30/04/2024	31/05/2024
------------	------------	------------	------------	------------	------------	------------	------------	------------	------------	------------	------------	------------	------------	------------	------------	------------	------------	------------	------------	------------	------------	------------	------------	------------	------------	------------	------------	------------	------------	------------	------------	------------	------------	------------	------------	------------	------------