



HSE National Office for Suicide Prevention (NOSP)

Briefing on Eurostat Suicide Comparisons

June 2022

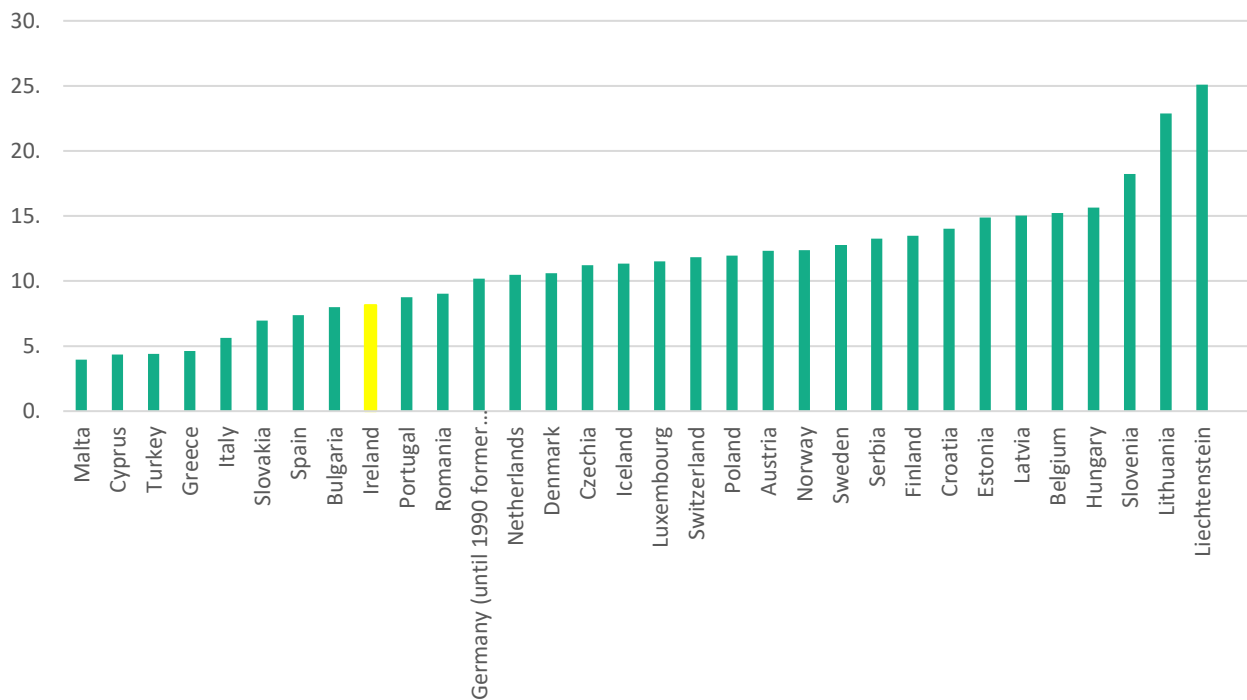
It is not easy to compare suicide rates among European counterparts because of the variations in registration and reporting systems in different jurisdictions, and over time. Eurostat provides comparisons using standardised death rates, calculated on the basis of a standard European population (defined by the World Health Organisation). These rankings have fluctuated over different years. The comparisons should be interpreted with care for the above reasons.

Comparisons are available most recently for 2019 and show that in that year, Ireland's suicide rate was;

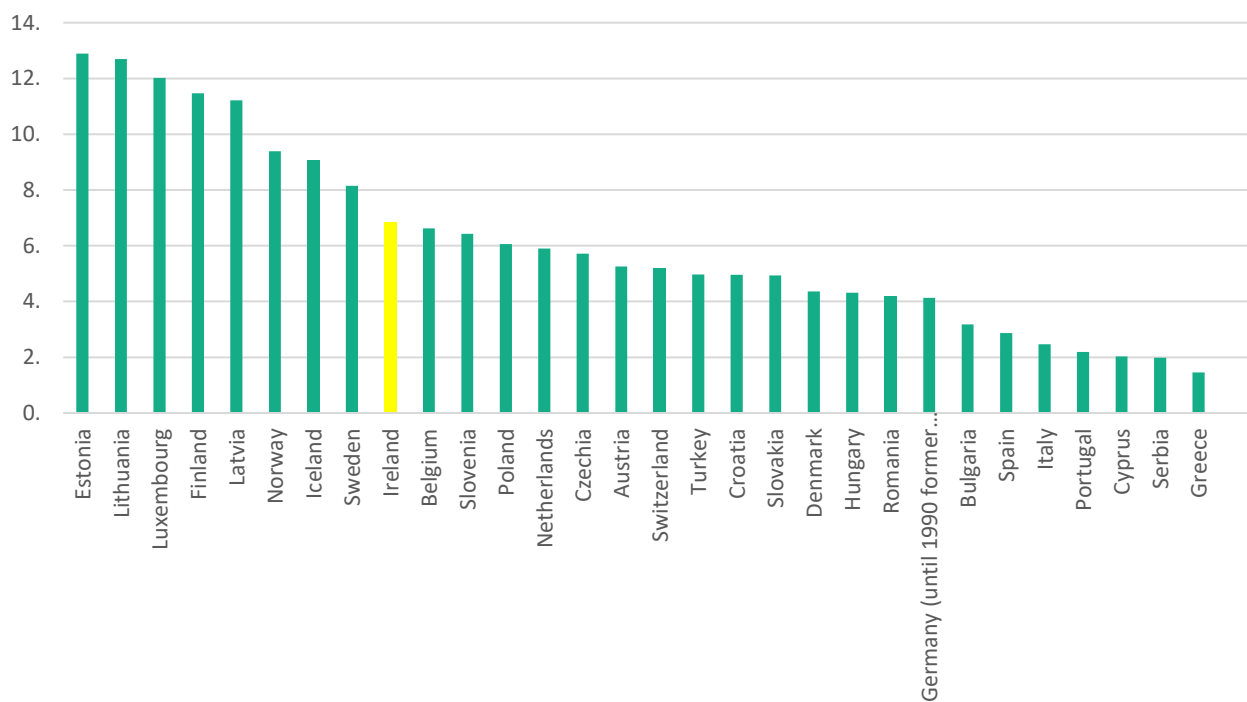
- **24th highest for all ages** (of 32 countries)
- **9th highest for ages 15 to 19** (of 30 countries)
- **16th highest for ages 50 to 54** (of 31 countries)
- **Lowest for ages 85+** (of 28 countries)

This information is available on the [Eurostat website](#), in tables TPS00202 (Suicide death rate by age group) and TPS00122 (Death due to suicide, by sex). All death rates in the following graphs are of populations adjusted to a standard age distribution, as presented by Eurostat, and should be interpreted with care for the reasons above.

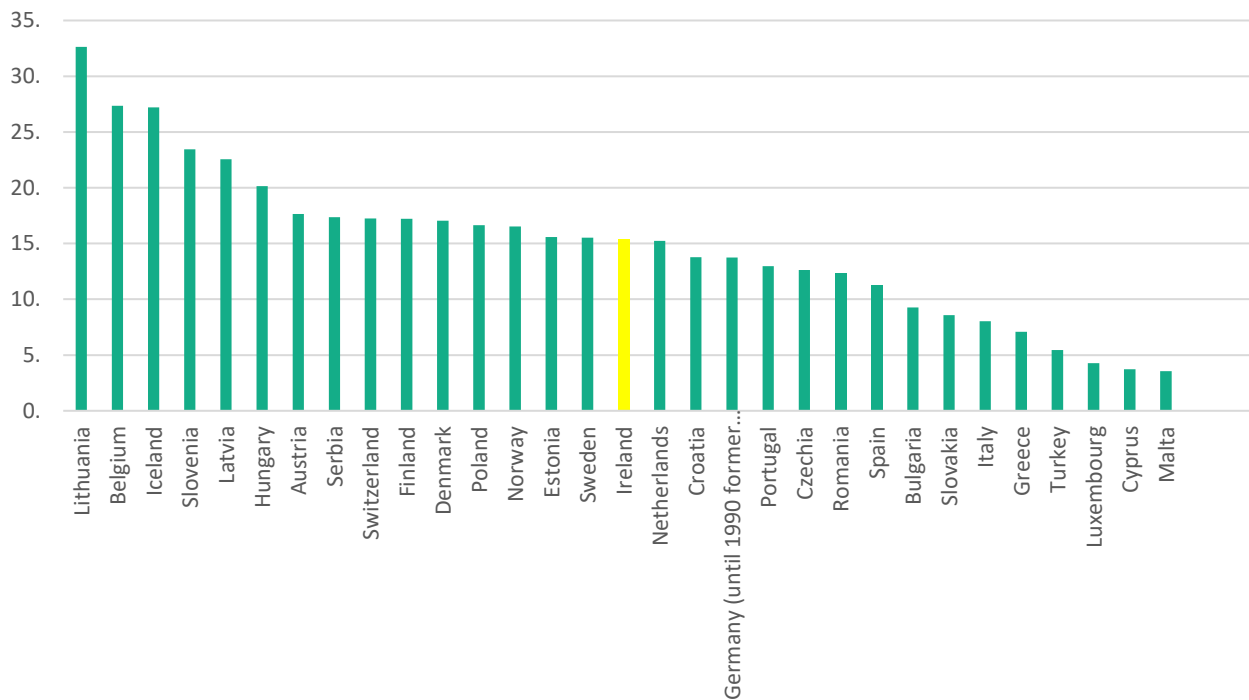
Suicide rates per 100,000, all ages, 2019



Suicide rates per 100,000, age 15 to 19 years old, 2019



Suicide rates per 100,000, age 50 to 54 years old, 2019



Suicide rates per 100,000, age 85+, 2019

